



2023  
PRODUCT CATALOG



# DOING THINGS DIFFERENTLY™

We are COBRA® Golf.

You may know us as the brand that's "Doing Things Differently™." But, differently only matters when it's better. We like to have fun, yes,...but this company was born from a fundamental belief that there is always a better way waiting to be discovered, there is always a NEXT waiting to be revealed.

Bold talk, sure, but we believe that bold thought requires bolder action: saying it is easy, putting in the work, doing more than what's expected, and pushing further still is the only way that true innovation happens. That is where different leads to better.

Different also gives way to "firsts": Whether its the first company to invent the utility club, to build clubs with graphite shafts, to mass-produce ONE-length irons or clubs with Smart technology. We lead our industry in sourcing materials, new shapes and new processes, all in the name of better.


At COBRA®, our approach will always be different -

BUT, WAIT TILL YOU SEE WHAT DIFFERENT DOES NEXT.  
WE ARE COBRA® GOLF AND WE ARE BREAKING THROUGH.

Here's to Doing Things Differently™.

## TABLE OF CONTENTS

|    |                    |
|----|--------------------|
| 04 | DRIVERS            |
| 10 | JUNIOR'S           |
| 12 | FAIRWAYS / HYBRIDS |
| 20 | IRONS              |
| 36 | WEDGES             |
| 54 | PUTTERS            |
| 76 | ARCCOS CADDIE      |
| 77 | COMPLETE SETS      |
| 82 | ACCESSORIES        |



# AEROJET™

## DRIVER TECHNOLOGY


The AEROJET drivers ignite a new era in speed through advanced aerodynamic shaping. Boasting the lowest drag coefficient of any Cobra driver design, the AEROJET LS model uses an aggressive streamlined shape to enable the fastest clubhead speed possible.



## AERODYNAMIC SHAPING

Across all three driver models, a seamless aerodynamic design is adapted to deliver faster clubhead speed for maximized distance.





### ▶ PWR-BRIDGE WEIGHTING

An innovative suspended bridge weight design enables unrestricted flexibility of the face and sole, and positions the CG low and forward to unleash faster ball speed.



### ▶ PWRSHELL WITH H.O.T FACE

A forged PWRShell face insert maximizes flexibility for faster ball speed and higher launch. A H.O.T Face design uses artificial intelligence to create a variable thickness pattern that delivers more efficient speed and spin across the face.

### ▶ THREE MODELS

#### **AEROJET LS**

Aggressive aero shaping in a low spin design maximizes speed for skilled players with fast swing speeds.

#### **AEROJET**

A stable aerodynamic shape delivers speed with increased forgiveness to fit a wide range of players.

#### **AEROJET MAX**

Blends the forgiveness and speed of AEROJET into a draw-biased design with a heel weight option for better slice correction.



The Aerojet LS utilizes an advanced aerodynamic design to enable the fastest club speed possible.



**AERODYNAMIC SHAPING**

A seamless aerodynamic design is adapted to deliver faster clubhead speed for maximized distance.

**PWR-BRIDGE WEIGHTING**

An innovative suspended bridge weight design enables unrestricted flexibility of the face and sole, and positions the CG low and forward to unleash faster ball speed.

**PWRSHELL WITH H.O.T FACE**

A forged PWRSHELL face insert maximizes flexibility for faster ball speed and higher launch. A H.O.T Face design uses artificial intelligence to create a variable thickness pattern that delivers more efficient speed and spin across the face.

**ADJUSTABLE WEIGHTING**

Two adjustable weight settings in the heel and toe allow for a neutral or fade-biased ball flight.

**CARBON CROWN AND SOLE**

A carbon fiber crown and sole create a lighter and stronger chassis



Free Arccos sensors with purchase

| LOFT  | LOFT & LIE SETTINGS |                  |                   |                                 |                    |                   |                    |                   | WEIGHT ADJUSTABILITY | LENGTH | SHAFT OFFERING / FLEX / SWING WEIGHT                                                                                                   | RH/LH  |
|-------|---------------------|------------------|-------------------|---------------------------------|--------------------|-------------------|--------------------|-------------------|----------------------|--------|----------------------------------------------------------------------------------------------------------------------------------------|--------|
|       | -1.5°               | -1°              | -1°D              | STD°                            | STD°D              | +1°               | +1°D               | +1.5°             |                      |        |                                                                                                                                        |        |
| 9.0°  | 7.5°<br>(57.50°)    | 8.0°<br>(56.80°) | 8.0°D<br>(58.10°) | <b>9.0°</b><br><b>(56.20°)</b>  | 9.0°D<br>(58.80°)  | 10.0°<br>(56.80°) | 10.0°D<br>(58.10°) | 10.5°<br>(57.50°) | TOE/HEEL             | 45.50" | MCA Kai'li White 60 (X - 69.5g, S - 68g): D5<br>Project X HZRDU S Black Gen 4 60 (S - 62g): D4                                         | RH/*LH |
| 10.5° | 9.0°<br>(57.50°)    | 9.5°<br>(56.80°) | 9.5°D<br>(58.10°) | <b>10.5°</b><br><b>(56.20°)</b> | 10.5°D<br>(58.80°) | 11.5°<br>(56.80°) | 11.5°D<br>(58.10°) | 12.0°<br>(57.50°) | TOE/HEEL             | 45.50" | MCA Kai'li Blue 60 (R - 64.5g): D4.5<br>MCA Kai'li White 60 (X - 69.5g, S - 68g): D5<br>Project X HZRDU S Black Gen 4 60 (S - 62g): D4 | RH/*LH |

\*All lofts are available in Tour Length (44.50") in custom

| GRIP                                                                                                     | SHAFT                                                                                                                                                                                                            | COLORS                                                                                                                       |
|----------------------------------------------------------------------------------------------------------|------------------------------------------------------------------------------------------------------------------------------------------------------------------------------------------------------------------|------------------------------------------------------------------------------------------------------------------------------|
| <ul style="list-style-type: none"> <li>GRIP0195 - Lamkin Crossline (58R) - Black/Silver (48g)</li> </ul> | <ul style="list-style-type: none"> <li>MCA Kai'li Blue 60 (mid launch / mid spin)</li> <li>MCA Kai'li White 60 (mid launch / low spin)</li> <li>Project X HZRDU S Black Gen 4 (low launch / low spin)</li> </ul> | <ul style="list-style-type: none"> <li>Crown Color: Raw Carbon Black Gloss</li> <li>Accent Colors: White/Blue/Red</li> </ul> |

The Aerojet driver combines a faster aerodynamic shape with extreme forgiveness.



**AERODYNAMIC SHAPING**

A seamless aerodynamic design is adapted to deliver faster clubhead speed for maximized distance.

**PWR-BRIDGE WEIGHTING**

An innovative suspended bridge weight design enables unrestricted flexibility of the face and sole, and positions the CG low and forward to unleash faster ball speed.

**PWRSHELL WITH H.O.T FACE**

A forged PWRSHELL face insert maximizes flexibility for faster ball speed and higher launch. A H.O.T Face design uses artificial intelligence to create a variable thickness pattern that delivers more efficient speed and spin across the face.

**CARBON CROWN AND SOLE**

A carbon fiber crown and sole create a lighter and stronger chassis

**ADJUSTABLE LOFT**

An adjustable loft sleeve offers fine tuning of trajectory and spin. Each loft is adjustable up to +/- 1.5 from the printed loft on the head.



Free Arccos sensors with purchase

| LOFT  | LOFT & LIE SETTINGS                                                                                                                                                                                                            | WEIGHT ADJUSTABILITY | LENGTH | SHAFT OFFERING / FLEX / SWING WEIGHT                                                                                          | RH/LH  |
|-------|--------------------------------------------------------------------------------------------------------------------------------------------------------------------------------------------------------------------------------|----------------------|--------|-------------------------------------------------------------------------------------------------------------------------------|--------|
|       | -1.5° -1° -1°D STD° STD°D +1° +1°D +1.5°                                                                                                                                                                                       |                      |        |                                                                                                                               |        |
| 9.0°  | 7.5° (57.50°) 8.0° (56.80°) 8.0°D (58.10°) <b>9.0° (56.20°)</b> 9.0°D (58.80°) 10.0° (56.80°) 10.0°D (58.10°) 10.5° (57.50°)<br><i>*LH stock available in Kai'li Blue Stiff Only (all other LH sku's available in custom)</i>  | FIXED BACK           | 45.50" | MCA Kai'li Blue 60 (S - 66.5g, R - 64.5g): D4.5<br>MCA Kai'li White 60 (X - 69.5g, S - 68g): D5                               | RH/*LH |
| 10.5° | 9.0° (58.50°) 9.5° (57.80°) 9.5°D (59.10°) <b>10.5° (56.20°)</b> 10.5°D (59.50°) 11.5° (57.80°) 11.5°D (59.10°) 12.0° (58.50°)<br><i>*LH stock available in Kai'li Blue S &amp; R (all other LH sku's available in custom)</i> | FIXED BACK           | 45.50" | UST Helium Nanocore 4F2 (A - 45g): D2<br>MCA Kai'li Blue 60 (S - 66.5g, R - 64.5g): D4.5<br>MCA Kai'li White 60 (S - 68g): D5 | RH/*LH |
| 12.0° | 10.5° (58.50°) 11.0° (57.80°) 11.0°D (59.10°) <b>12.0° (56.20°)</b> 12.0°D (59.80°) 13.0° (57.80°) 13.0°D (59.10°) 13.5° (58.50°)<br><i>*LH custom only</i>                                                                    | FIXED BACK           | 45.50" | UST Helium Nanocore 4F2 (A - 45g): D2<br>MCA Kai'li Blue 60 (R - 64.5g): D4.5                                                 | RH/*LH |

| GRIP                                                                                                     | SHAFT                                                                                                                                                                                                                                                                                     | COLORS                                                                                                                       |
|----------------------------------------------------------------------------------------------------------|-------------------------------------------------------------------------------------------------------------------------------------------------------------------------------------------------------------------------------------------------------------------------------------------|------------------------------------------------------------------------------------------------------------------------------|
| <ul style="list-style-type: none"> <li>GRIP0195 - Lamkin Crossline (58R) - Black/Silver (48g)</li> </ul> | <ul style="list-style-type: none"> <li>UST Helium Nanocore (high launch / mid spin)</li> </ul> <ul style="list-style-type: none"> <li>MCA Kai'li Blue 60 (mid launch / mid spin)</li> </ul> <ul style="list-style-type: none"> <li>MCA Kai'li White 60 (mid launch / low spin)</li> </ul> | <ul style="list-style-type: none"> <li>Crown Color: Raw Carbon Black Gloss</li> <li>Accent Colors: White/Blue/Red</li> </ul> |

The Aerojet MAX driver blends aero shaping into a forgiving draw-biased design to enable maximum speed and a straighter ball flight.



**AERODYNAMIC SHAPING**

A seamless aerodynamic design is adapted to deliver faster clubhead speed for maximized distance.

**PWR-BRIDGE WEIGHTING**

An innovative suspended bridge weight design enables unrestricted flexibility of the face and sole, and positions the CG low and forward to unleash faster ball speed.

**PWRSHELL WITH H.O.T FACE**

A forged PWRSHELL face insert maximizes flexibility for faster ball speed and higher launch. A H.O.T Face design uses artificial intelligence to create a variable thickness pattern that delivers more efficient speed and spin across the face.

**ADJUSTABLE WEIGHTING**

Two adjustable weight settings in the back and heel allow for a neutral or draw-biased ball flight.




**CARBON CROWN AND SOLE**

A carbon fiber crown and sole create a lighter and stronger chassis



Free Arccos sensors with purchase

| LOFT  | LOFT & LIE SETTINGS |                   |                    |                                   |                    |                   |                    |                   |  | WEIGHT ADJUSTABILITY | LENGTH | SHAFT OFFERING / FLEX / SWING WEIGHT                                                   | RH/LH  |
|-------|---------------------|-------------------|--------------------|-----------------------------------|--------------------|-------------------|--------------------|-------------------|--|----------------------|--------|----------------------------------------------------------------------------------------|--------|
|       | -1.5°               | -1°               | -1°D               | STD°                              | STD°D              | +1°               | +1°D               | +1.5°             |  |                      |        |                                                                                        |        |
| 9.0°  | 7.5°<br>(58.50°)    | 8.0°<br>(57.80°)  | 8.0°D<br>(59.10°)  | <b>9.0°</b><br>( <b>57.20°</b> )  | 9.0°D<br>(59.80°)  | 10.0°<br>(57.80°) | 10.0°D<br>(59.10°) | 10.5°<br>(58.50°) |  | BACK/HEEL            | 45.50" | MCA Kai'li Blue 60 (S - 66.5g, R - 64.5g): D3.5                                        | RH/*LH |
| 10.5° | 9.0°<br>(59.50°)    | 9.5°<br>(58.80°)  | 9.5°D<br>(60.10°)  | <b>10.5°</b><br>( <b>58.20°</b> ) | 10.5°D<br>(60.80°) | 11.5°<br>(58.80°) | 11.5°D<br>(60.10°) | 12.0°<br>(59.50°) |  | BACK/HEEL            | 45.50" | UST Helium Nanocore 4F2 (A - 45g): D1<br>MCA Kai'li Blue 60 (S - 66.5g, R - 64.5g): D4 | RH/*LH |
| 12.0° | 10.5°<br>(59.50°)   | 11.0°<br>(58.80°) | 11.0°D<br>(60.10°) | <b>12.0°</b><br>( <b>58.20°</b> ) | 12.0°D<br>(60.80°) | 13.0°<br>(58.80°) | 13.0°D<br>(60.10°) | 13.5°<br>(59.50°) |  | BACK/HEEL            | 45.50" | UST Helium Nanocore 5F3 (R - 55g): D0.5<br>UST Helium Nanocore 4F2 (A - 45g): D1       | RH/*LH |

| GRIP                                                                                                                                                                                         | SHAFT                                                                                                                                                                                                                                                                                                                            | COLORS                                                                                                                       |
|----------------------------------------------------------------------------------------------------------------------------------------------------------------------------------------------|----------------------------------------------------------------------------------------------------------------------------------------------------------------------------------------------------------------------------------------------------------------------------------------------------------------------------------|------------------------------------------------------------------------------------------------------------------------------|
| <ul style="list-style-type: none"> <li>GRIP0195 - Lamkin Crossline (58R) - Black/Silver (48g)</li> </ul>  | <ul style="list-style-type: none"> <li>UST Helium Nanocore 4F2 (high launch / mid spin)</li> <li>MCA Kai'li Blue 60 (mid launch / mid spin)</li> </ul>   | <ul style="list-style-type: none"> <li>Crown Color: Raw Carbon Black Gloss</li> <li>Accent Colors: White/Blue/Red</li> </ul> |

The Aerojet MAX Women's driver blends aero shaping into a forgiving draw-biased design to enable maximum speed and a straighter ball flight.



**AERODYNAMIC SHAPING**

A seamless aerodynamic design is adapted to deliver faster clubhead speed for maximized distance.

**PWR-BRIDGE WEIGHTING**

An innovative suspended bridge weight design enables unrestricted flexibility of the face and sole, and positions the CG low and forward to unleash faster ball speed.

**PWRSHELL WITH H.O.T FACE**

A forged PWRSHELL face insert maximizes flexibility for faster ball speed and higher launch. A H.O.T Face design uses artificial intelligence to create a variable thickness pattern that delivers more efficient speed and spin across the face.

**ADJUSTABLE WEIGHTING**

Two adjustable weight settings in the back and heel allow for a neutral or draw-biased ball flight.

**CARBON CROWN AND SOLE**

A carbon fiber crown and sole create a lighter and stronger chassis



Free Arccos sensors with purchase

| LOFT  | LOFT & LIE SETTINGS |                   |                    |                                 |                    |                   |                    |                   | WEIGHT ADJUSTABILITY | LENGTH | SHAFT OFFERING / FLEX / SWING WEIGHT            | RH/LH  |
|-------|---------------------|-------------------|--------------------|---------------------------------|--------------------|-------------------|--------------------|-------------------|----------------------|--------|-------------------------------------------------|--------|
|       | -1.5°               | -1°               | -1°D               | STD°                            | STD°D              | +1°               | +1°D               | +1.5°             |                      |        |                                                 |        |
| 10.5° | 9.0°<br>(59.50°)    | 9.5°<br>(58.80°)  | 9.5°D<br>(60.10°)  | <b>10.5°</b><br><b>(58.20°)</b> | 10.5°D<br>(60.80°) | 11.5°<br>(58.80°) | 11.5°D<br>(60.10°) | 12.0°<br>(59.50°) | BACK/HEEL            | 44.00" | UST Helium Nanocore 4F1 (Ladies flex - 43g): C5 | RH/*LH |
| 12.0° | 10.5°<br>(59.50°)   | 11.0°<br>(58.80°) | 11.0°D<br>(60.10°) | <b>12.0°</b><br><b>(58.20°)</b> | 12.0°D<br>(60.80°) | 13.0°<br>(58.80°) | 13.0°D<br>(60.10°) | 13.5°<br>(59.50°) | BACK/HEEL            | 44.00" | UST Helium Nanocore 4F1 (Ladies flex - 43g): C5 | RH/*LH |

\*LH custom only

| GRIP                                                                                                        | SHAFT                                                                                               | COLORS                                                                                                                        |
|-------------------------------------------------------------------------------------------------------------|-----------------------------------------------------------------------------------------------------|-------------------------------------------------------------------------------------------------------------------------------|
| <ul style="list-style-type: none"> <li>GRIP0197 - Lamkin Crossline Undersize (60R) - Black (45g)</li> </ul> | <ul style="list-style-type: none"> <li>UST Helium Nanocore 4F1 (high launch / high spin)</li> </ul> | <ul style="list-style-type: none"> <li>Crown Color: Raw Carbon Black Gloss</li> <li>Accent Colors: Silver/Ice Blue</li> </ul> |



The Aerojet MAX Junior driver blends aero shaping into a forgiving draw-biased design to enable maximum speed and a straighter ball flight.



**AERODYNAMIC SHAPING**

A seamless aerodynamic design is adapted to deliver faster clubhead speed for maximized distance.

**PWR-BRIDGE WEIGHTING**

An innovative suspended bridge weight design enables unrestricted flexibility of the face and sole, and positions the CG low and forward to unleash faster ball speed.

**PWRSHELL WITH H.O.T FACE**

A forged PWRSHELL face insert maximizes flexibility for faster ball speed and higher launch. A H.O.T Face design uses artificial intelligence to create a variable thickness pattern that delivers more efficient speed and spin across the face.



**ADJUSTABLE WEIGHTING**

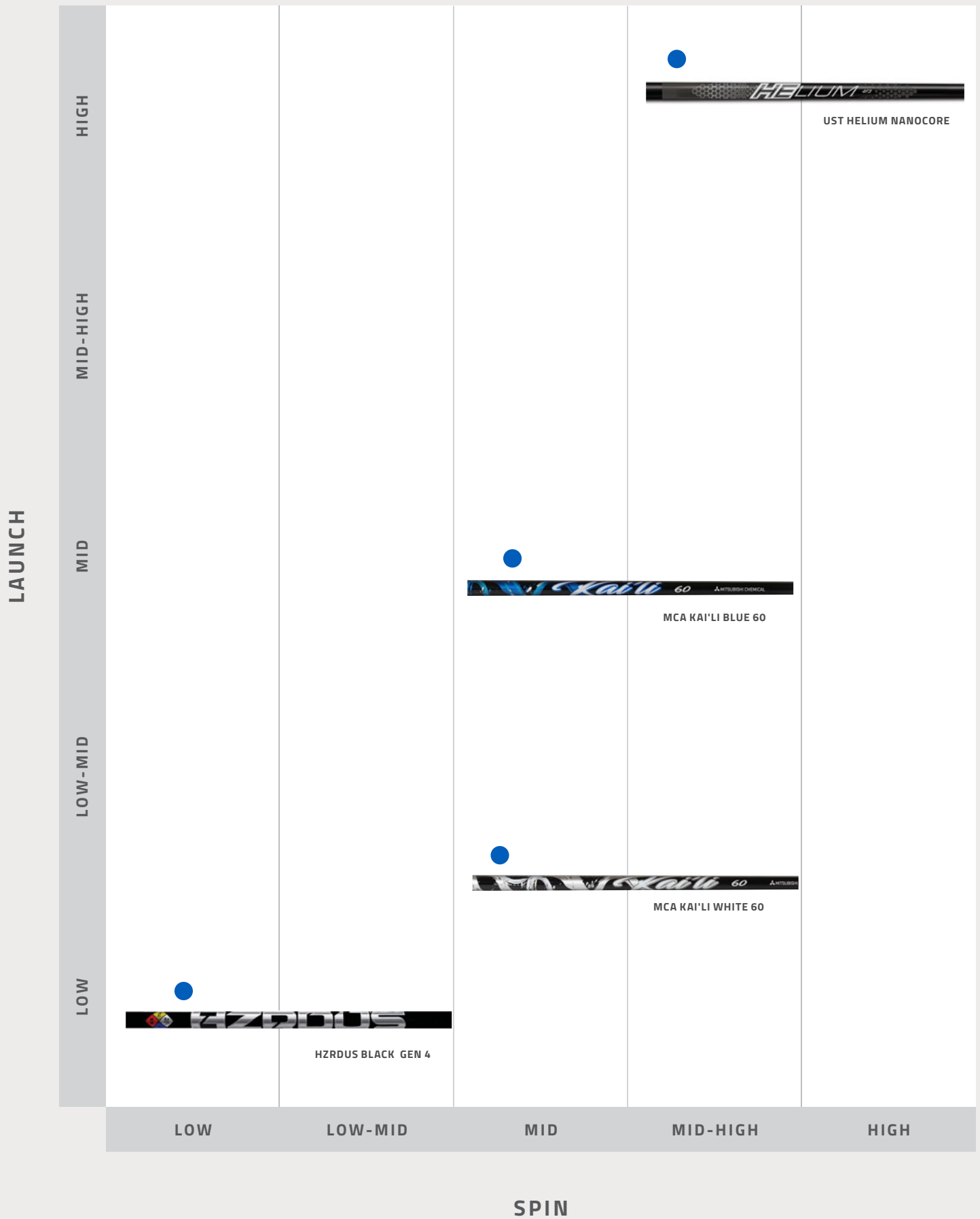
Two adjustable weight settings in the back and heel allow for a neutral or draw-biased ball flight.

**CARBON CROWN AND SOLE**

A carbon fiber crown and sole create a lighter and stronger chassis

| LOFT  | LOFT & LIE SETTINGS |                   |                    |                                 |                    |                   |                    |                   | WEIGHT ADJUSTABILITY | LENGTH                                                       | SHAFT OFFERING / FLEX / SWING WEIGHT                                                                                                                                   | RH/LH |
|-------|---------------------|-------------------|--------------------|---------------------------------|--------------------|-------------------|--------------------|-------------------|----------------------|--------------------------------------------------------------|------------------------------------------------------------------------------------------------------------------------------------------------------------------------|-------|
|       | -1.5°               | -1°               | -1°D               | STD°                            | STD°D              | +1°               | +1°D               | +1.5°             |                      |                                                              |                                                                                                                                                                        |       |
| 12.0° | 10.5°<br>(59.50°)   | 11.0°<br>(58.80°) | 11.0°D<br>(60.10°) | <b>12.0°</b><br><b>(58.20°)</b> | 12.0°D<br>(60.80°) | 13.0°<br>(58.80°) | 13.0°D<br>(60.10°) | 13.5°<br>(59.50°) | BACK/HEEL            | 39.00" (8-9 yrs)<br>41.00" (10-11 yrs)<br>43.00" (12-14 yrs) | Cobra Junior 39" 8-9 yrs (Junior flex - 46g): A2.5<br>Cobra Junior 41" 10-11 yrs (Junior flex - 60.5g): B2.5<br>Cobra Junior 43" 12-14 yrs (Junior flex - 60.5g): C2.5 | RH    |

| GRIP                                                                                                                                                                                                   | SHAFT                                                                                                                                                                         | COLORS                                                                                                                       |
|--------------------------------------------------------------------------------------------------------------------------------------------------------------------------------------------------------|-------------------------------------------------------------------------------------------------------------------------------------------------------------------------------|------------------------------------------------------------------------------------------------------------------------------|
| <ul style="list-style-type: none"> <li>GRIP0197 - Lamkin Crossline Undersize (60R) - Black/Silver (45g)</li> </ul>  | <ul style="list-style-type: none"> <li>Cobra Junior (high launch / high spin)</li> </ul>  | <ul style="list-style-type: none"> <li>Crown Color: Raw Carbon Black Gloss</li> <li>Accent Colors: White/Blue/Red</li> </ul> |



# AEROJET™

## FAIRWAY / HYBRID TECHNOLOGY

The AEROJET fairways and hybrids utilize PWR-BRIDGE and PWRSHELL with H.O.T face to deliver powerful distance and effortless launch to enable more confidence on longer approach shots.



### ▶ PWR-BRIDGE WEIGHTING

An innovative suspended bridge weight design enables unrestricted flexibility of the face and sole, and positions the CG low and forward to unleash faster ball speed.



### ▶ PWR-SHELL FACE DESIGN

For the first time in our fairways, a forged PWR-SHELL face insert is used to maximize flexibility for faster ball speed and higher launch.



### ▶ H.O.T FACE TECHNOLOGY

A H.O.T Face design uses artificial intelligence to create a variable thickness pattern that delivers more efficient speed and spin across the face so every shot flies a maximum distance.

The Aerojet LS fairway is designed for skilled players seeking a lower and more workable trajectory.



**PWR-BRIDGE WEIGHTING**

An innovative suspended bridge weight design enables unrestricted flexibility of the face and sole, and positions the CG low and forward to unleash faster ball speed.

**PWRSHELL WITH H.O.T FACE**

A forged PWRSHELL face insert maximizes flexibility for faster ball speed and higher launch. A H.O.T Face design uses artificial intelligence to create a variable thickness pattern that delivers more efficient speed and spin across the face.

**ADJUSTABLE WEIGHTING**

Two adjustable weight settings in the heel and toe allow for a neutral or fade-biased ball flight.

**CARBON FIBER CROWN**

A carbon crown enables a lower CG for higher launch and added forgiveness.

**ADJUSTABLE LOFT**



An adjustable loft sleeve offers fine tuning of trajectory and spin. Each loft is adjustable up to +/- 1.5 from the printed loft on the head.



Free Arccos sensors with purchase

| LOFT      | LOFT & LIE SETTINGS |                   |                    |                                   |                    |                   |                    |                   |  | HEAD VOLUME | LENGTH | SHAFT OFFERING / FLEX / SWING WEIGHT              | RH/LH  |
|-----------|---------------------|-------------------|--------------------|-----------------------------------|--------------------|-------------------|--------------------|-------------------|--|-------------|--------|---------------------------------------------------|--------|
|           | -1.5°               | -1°               | -1°D               | STD°                              | STD°D              | +1°               | +1°D               | +1.5°             |  |             |        |                                                   |        |
| <b>3W</b> | 13.0°<br>(57.00°)   | 13.5°<br>(56.30°) | 13.5°D<br>(57.60°) | <b>14.5°</b><br>( <b>55.70°</b> ) | 14.5°D<br>(58.30°) | 15.5°<br>(56.30°) | 15.5°D<br>(57.60°) | 16.0°<br>(57.00°) |  | 172cc       | 43.00" | MCA Kai'li White 70 (X - 77.5g , S - 75.5g); D2.5 | RH/*LH |
| <b>5W</b> | 16.0°<br>(57.50°)   | 16.5°<br>(56.80°) | 16.5°D<br>(58.10°) | <b>17.5°</b><br>( <b>56.20°</b> ) | 17.5°D<br>(58.80°) | 18.5°<br>(56.80°) | 18.5°D<br>(58.10°) | 19.0°<br>(57.50°) |  | 143cc       | 42.25" | MCA Kai'li White 70 (S - 75.5g); D2.5             | RH/*LH |

\*LH custom only

| GRIP                                                                                                                                                                                         | SHAFT                                                                                                                                                                              | COLORS                                                                                                                       |
|----------------------------------------------------------------------------------------------------------------------------------------------------------------------------------------------|------------------------------------------------------------------------------------------------------------------------------------------------------------------------------------|------------------------------------------------------------------------------------------------------------------------------|
| <ul style="list-style-type: none"> <li>GRIP0195 - Lamkin Crossline (58R) - Black/Silver (48g)</li> </ul>  | <ul style="list-style-type: none"> <li>MCA Kai'li White 70 (mid launch / low spin)</li> </ul>  | <ul style="list-style-type: none"> <li>Crown Color: Raw Carbon Black Gloss</li> <li>Accent Colors: White/Blue/Red</li> </ul> |

The Aerojet fairway provides forgiveness and versatility for those that desire high launch with a touch of workability.



**PWR-BRIDGE WEIGHTING**

An innovative suspended bridge weight design enables unrestricted flexibility of the face and sole, and positions the CG low and forward to unleash faster ball speed.

**PWRSHELL WITH H.O.T FACE**

A forged PWRSHELL face insert maximizes flexibility for faster ball speed and higher launch. A H.O.T Face design uses artificial intelligence to create a variable thickness pattern that delivers more efficient speed and spin across the face.

**CARBON FIBER CROWN**

A carbon crown enables a lower CG for higher launch and added forgiveness.




**ADJUSTABLE LOFT**

An adjustable loft sleeve offers fine tuning of trajectory and spin. Each loft is adjustable up to +/- 1.5 from the printed loft on the head.



Free Arccos sensors with purchase

| LOFT      | LOFT & LIE SETTINGS |                   |                    |                                   |                    |                   |                    |                   |  | HEAD VOLUME | LENGTH | SHAFT OFFERING / FLEX / SWING WEIGHT                                                     | RH/LH  |
|-----------|---------------------|-------------------|--------------------|-----------------------------------|--------------------|-------------------|--------------------|-------------------|--|-------------|--------|------------------------------------------------------------------------------------------|--------|
|           | -1.5°               | -1°               | -1°D               | STD°                              | STD°D              | +1°               | +1°D               | +1.5°             |  |             |        |                                                                                          |        |
| <b>3W</b> | 13.5°<br>(58.00°)   | 14.0°<br>(57.30°) | 14.0°D<br>(58.60°) | <b>15.0°</b><br>( <b>56.70°</b> ) | 15.0°D<br>(59.30°) | 16.0°<br>(57.30°) | 16.0°D<br>(58.60°) | 16.5°<br>(58.00°) |  | 168cc       | 43.00" | UST Helium Nanocore 5F2 (A - 52g): D0<br>MCA Kai'li Blue 60 (S - 66.5g, R - 64.5g): D2.5 | RH/*LH |
| <b>5W</b> | 16.5°<br>(58.75°)   | 17.0°<br>(58.00°) | 17.0°D<br>(59.40°) | <b>18.0°</b><br>( <b>57.50°</b> ) | 18.0°D<br>(60.10°) | 19.0°<br>(58.00°) | 19.0°D<br>(59.40°) | 19.5°<br>(58.75°) |  | 159cc       | 42.50" | UST Helium Nanocore 5F2 (A - 52g): D0<br>MCA Kai'li Blue 60 (S - 66.5g, R - 64.5g): D2.5 | RH/*LH |
| <b>7W</b> | 19.5°<br>(59.50°)   | 20.0°<br>(58.80°) | 20.0°D<br>(60.10°) | <b>21.0°</b><br>( <b>58.20°</b> ) | 21.0°D<br>(60.80°) | 22.0°<br>(58.80°) | 22.0°D<br>(60.10°) | 22.5°<br>(59.50°) |  | 158cc       | 42.00" | MCA Kai'li Blue 60 (R - 64.5g): D2.5                                                     | RH/*LH |

| GRIP                                                                                                                                                                                         | SHAFT                                                                                                                                                                                                                                                                                                                                                                     | COLORS                                                                                                                       |
|----------------------------------------------------------------------------------------------------------------------------------------------------------------------------------------------|---------------------------------------------------------------------------------------------------------------------------------------------------------------------------------------------------------------------------------------------------------------------------------------------------------------------------------------------------------------------------|------------------------------------------------------------------------------------------------------------------------------|
| <ul style="list-style-type: none"> <li>GRIP0195 - Lamkin Crossline (58R) - Black/Silver (48g)</li> </ul>  | <ul style="list-style-type: none"> <li>UST Helium Nanocore 5F2 (high launch / mid spin)</li> </ul>  <ul style="list-style-type: none"> <li>MCA Kai'li Blue 60 (mid launch / mid spin)</li> </ul>  | <ul style="list-style-type: none"> <li>Crown Color: Raw Carbon Black Gloss</li> <li>Accent Colors: White/Blue/Red</li> </ul> |



The Aerojet MAX fairway delivers more forgiveness through a draw-biased design that promotes more slice correction.



### PWR-BRIDGE WEIGHTING

An innovative suspended bridge weight design enables unrestricted flexibility of the face and sole, and positions the CG low and forward to unleash faster ball speed.

### PWRSHELL WITH H.O.T FACE

A forged PWRSHELL face insert maximizes flexibility for faster ball speed and higher launch. A H.O.T Face design uses artificial intelligence to create a variable thickness pattern that delivers more efficient speed and spin across the face.

### ADJUSTABLE WEIGHTING

Two adjustable weight settings in the back and heel allow for a neutral or draw-biased ball flight.

### CARBON FIBER CROWN

A carbon crown enables a lower CG for higher launch and added forgiveness.

### ADJUSTABLE LOFT

An adjustable loft sleeve offers fine tuning of trajectory and spin. Each loft is adjustable up to +/- 1.5 from the printed loft on the head.



Free Arccos sensors with purchase

| LOFT      | LOFT & LIE SETTINGS |                   |                    |                                   |                    |                   |                    |                   |  | HEAD VOLUME | LENGTH | SHAFT OFFERING / FLEX / SWING WEIGHT                                                                                 | RH/*LH |
|-----------|---------------------|-------------------|--------------------|-----------------------------------|--------------------|-------------------|--------------------|-------------------|--|-------------|--------|----------------------------------------------------------------------------------------------------------------------|--------|
|           | -1.5°               | -1°               | -1°D               | STD°                              | STD°D              | +1°               | +1°D               | +1.5°             |  |             |        |                                                                                                                      |        |
| <b>3W</b> | 14.0°<br>(59.00°)   | 13.5°<br>(58.30°) | 13.5°D<br>(59.60°) | <b>15.5°</b><br>( <b>57.70°</b> ) | 15.5°D<br>(60.30°) | 16.5°<br>(58.30°) | 16.5°D<br>(59.60°) | 17.0°<br>(59.00°) |  | 169cc       | 43.00" | UST Helium Nanocore 5F2 (A - 52g): C9<br>UST Helium Nanocore 5F3 (R - 55g): C9<br>MCA Kai'li Blue 60 (S - 66.5g): D2 | RH/*LH |
| <b>5W</b> | 17.0°<br>(59.75°)   | 17.5°<br>(59.00°) | 17.5°D<br>(60.40°) | <b>18.5°</b><br>( <b>58.50°</b> ) | 18.5°D<br>(61.10°) | 19.5°<br>(59.00°) | 19.5°D<br>(60.40°) | 20.0°<br>(59.75°) |  | 155cc       | 42.50" | UST Helium Nanocore 5F2 (A - 52g): C9<br>UST Helium Nanocore 5F3 (R - 55g): C9<br>MCA Kai'li Blue 60 (S - 66.5g): D2 | RH/*LH |
| <b>7W</b> | 20.0°<br>(60.50°)   | 20.5°<br>(59.80°) | 20.5°D<br>(61.10°) | <b>21.5°</b><br>( <b>59.20°</b> ) | 21.5°D<br>(61.80°) | 22.5°<br>(59.80°) | 22.5°D<br>(61.10°) | 23.0°<br>(60.50°) |  | 151cc       | 42.00" | UST Helium Nanocore 5F3 (R - 55g): C9                                                                                | RH/*LH |

| GRIP                                                                                                     | SHAFT                                                                                                                                                       | COLORS                                                                                                                       |
|----------------------------------------------------------------------------------------------------------|-------------------------------------------------------------------------------------------------------------------------------------------------------------|------------------------------------------------------------------------------------------------------------------------------|
| <ul style="list-style-type: none"> <li>GRIP0195 - Lamkin Crossline (58R) - Black/Silver (48g)</li> </ul> | <ul style="list-style-type: none"> <li>UST Helium Nanocore 5F2, 5F3 (high launch / mid spin)</li> <li>MCA Kai'li Blue 60 (mid launch / mid spin)</li> </ul> | <ul style="list-style-type: none"> <li>Crown Color: Raw Carbon Black Gloss</li> <li>Accent Colors: White/Blue/Red</li> </ul> |

The Aerojet MAX Women's fairway delivers more forgiveness through a draw-biased design that promotes more slice correction.



**PWR-BRIDGE WEIGHTING**

An innovative suspended bridge weight design enables unrestricted flexibility of the face and sole, and positions the CG low and forward to unleash faster ball speed.

**PWRSHELL WITH H.O.T FACE**

A forged PWRSHELL face insert maximizes flexibility for faster ball speed and higher launch. A H.O.T Face design uses artificial intelligence to create a variable thickness pattern that delivers more efficient speed and spin across the face.

**ADJUSTABLE WEIGHTING**

Two adjustable weight settings in the back and heel allow for a neutral or draw-biased ball flight.

**CARBON FIBER CROWN**

A carbon crown enables a lower CG for higher launch and added forgiveness.

**ADJUSTABLE LOFT**



An adjustable loft sleeve offers fine tuning of trajectory and spin. Each loft is adjustable up to +/- 1.5 from the printed loft on the head.



Free Arccos sensors with purchase

| LOFT      | LOFT & LIE SETTINGS |                   |                    |                                 |                    |                   |                    |                   |  | HEAD VOLUME | LENGTH | SHAFT OFFERING / FLEX / SWING WEIGHT  | RH/LH  |
|-----------|---------------------|-------------------|--------------------|---------------------------------|--------------------|-------------------|--------------------|-------------------|--|-------------|--------|---------------------------------------|--------|
|           | -1.5°               | -1°               | -1°D               | STD°                            | STD°D              | +1°               | +1°D               | +1.5°             |  |             |        |                                       |        |
| <b>3W</b> | 17.0°<br>(59.75°)   | 17.5°<br>(59.00°) | 17.5°D<br>(60.40°) | <b>18.5°</b><br><b>(58.50°)</b> | 18.5°D<br>(61.10°) | 19.5°<br>(59.00°) | 19.5°D<br>(60.40°) | 20.0°<br>(59.75°) |  | 164cc       | 41.75" | UST Helium Nanocore 4F1 (L - 43g): C4 | RH/*LH |
| <b>5W</b> | 20.0°<br>(60.50°)   | 20.5°<br>(59.80°) | 20.5°D<br>(61.10°) | <b>21.5°</b><br><b>(59.20°)</b> | 21.5°D<br>(61.80°) | 22.5°<br>(59.80°) | 22.5°D<br>(61.10°) | 23.0°<br>(60.50°) |  | 151cc       | 41.25" | UST Helium Nanocore 4F1 (L - 43g): C4 | RH/*LH |
| <b>7W</b> | 23.0°<br>(61.25°)   | 23.5°<br>(60.55°) | 23.5°D<br>(61.90°) | <b>24.5°</b><br><b>(59.90°)</b> | 24.5°D<br>(62.60°) | 25.5°<br>(60.55°) | 25.5°D<br>(61.90°) | 26.0°<br>(61.25°) |  | 150cc       | 40.75" | UST Helium Nanocore 4F1 (L - 43g): C4 | RH/*LH |

\*LH custom only

| GRIP                                                                                                                                                                                                   | SHAFT                                                                                                                                                                                    | COLORS                                                                                                                        |
|--------------------------------------------------------------------------------------------------------------------------------------------------------------------------------------------------------|------------------------------------------------------------------------------------------------------------------------------------------------------------------------------------------|-------------------------------------------------------------------------------------------------------------------------------|
| <ul style="list-style-type: none"> <li>GRIP0197 - Lamkin Crossline Undersize (60R) - Black/Silver (45g)</li> </ul>  | <ul style="list-style-type: none"> <li>UST Helium Nanocore 4F1 (high launch / high spin)</li> </ul>  | <ul style="list-style-type: none"> <li>Crown Color: Raw Carbon Black Gloss</li> <li>Accent Colors: Silver/Ice Blue</li> </ul> |

The Aerojet hybrid is a versatile hybrid that blends distance with high launch to provide more forgiveness on longer approach shots.



**PWR-BRIDGE WEIGHTING**

An innovative suspended bridge weight design enables unrestricted flexibility of the face and sole, and positions the CG low and forward to unleash faster ball speed.

**PWRSHELL FACE DESIGN**

A forged PWRSHELL face insert delivers more flexibility across a larger area of the face for faster ball speed and higher launch.

**H.O.T FACE TECHNOLOGY**

A H.O.T Face design uses artificial intelligence to create a variable thickness pattern that delivers more efficient speed and spin across the face.





Free Arccos sensors with purchase

| CLUB | LOFT  | HEAD VOLUME | LIE ANGLE | LENGTH | SHAFT OFFERING / FLEX / SWING WEIGHT                                 | RH/LH  |
|------|-------|-------------|-----------|--------|----------------------------------------------------------------------|--------|
| 2H   | 17.0° | 126cc       | 57.50°    | 41.50" | KBS PGI 85 (S - 80g): D1                                             | RH     |
| 3H   | 19.0° | 126cc       | 58.00°    | 40.75" | KBS PGI 85 (S - 80g; D1), PGI 75 (R - 70g; D0)                       | RH/*LH |
| 4H   | 21.0° | 126cc       | 58.50°    | 40.00" | KBS PGI 85 (S - 80g; D1), PGI 75 (R - 70g; D0), PGI 65 (A - 60g; C9) | RH/*LH |
| 5H   | 24.0° | 125cc       | 59.00°    | 39.25" | KBS PGI 85 (S - 80g; D1), PGI 75 (R - 70g; D0), PGI 65 (A - 60g; C9) | RH/*LH |
| 6H   | 28.0° | 125cc       | 59.50°    | 38.50" | KBS PGI 85 (S - 80g; D1), PGI 75 (R - 70g; D0), PGI 65 (A - 60g; C9) | *RH    |

3H: LH stock available in stiff flex only

4H: LH stock available in reg flex only

\*LH custom only (2H/5H) \*RH custom only (6H)

| GRIP                                                                                                                                                                                         | SHAFT                                                                                                                                                     | COLORS                                                                                                            |
|----------------------------------------------------------------------------------------------------------------------------------------------------------------------------------------------|-----------------------------------------------------------------------------------------------------------------------------------------------------------|-------------------------------------------------------------------------------------------------------------------|
| <ul style="list-style-type: none"> <li>GRIP0195 - Lamkin Crossline (58R) - Black/Silver (48g)</li> </ul>  | <ul style="list-style-type: none"> <li>KBS PGI 85, 75, 65</li> </ul>  | <ul style="list-style-type: none"> <li>Crown Color: Gloss Black</li> <li>Accent Colors: White/Blue/Red</li> </ul> |

The Aerojet ONE Length Hybrid is built to a shorter, 7-iron length for enhanced consistency and accuracy.



**ONE LENGTH CONFIGURATION**

ONE Length delivers improved consistency and accuracy by encouraging one repeatable setup, ball position.

**PWR-BRIDGE WEIGHTING**

An innovative suspended bridge weight design enables unrestricted flexibility of the face and sole, and positions the CG low and forward to unleash faster ball speed.

**PWRSHELL FACE DESIGN**

A forged PWRSHELL face insert delivers more flexibility across a larger area of the face for faster ball speed and higher launch.

**H.O.T FACE TECHNOLOGY**



A H.O.T Face design uses artificial intelligence to create a variable thickness pattern that delivers more efficient speed and spin across the face.



Free Arccos sensors with purchase

| CLUB | LOFT  | HEAD VOLUME | LIE ANGLE | LENGTH | SHAFT OFFERING / FLEX / SWING WEIGHT           | RH/LH   |
|------|-------|-------------|-----------|--------|------------------------------------------------|---------|
| 3H   | 19.0° | 126cc       | 63.00°    | 37.25" | KBS PGI 85 (S - 80g; C9), PGI 75 (R - 75g; C8) | RH/**LH |
| 4H   | 21.0° | 126cc       | 62.50°    | 37.25" | KBS PGI 85 (S - 80g; C9), PGI 75 (R - 75g; C8) | RH/**LH |
| 5H   | 24.0° | 125cc       | 62.00°    | 37.25" | KBS PGI 75 (R - 70g; C8)                       | RH/**LH |

\*LH custom only

| GRIP                                                                                                                                                                                         | SHAFT                                                                                                                                                 | COLORS                                                                                                            |
|----------------------------------------------------------------------------------------------------------------------------------------------------------------------------------------------|-------------------------------------------------------------------------------------------------------------------------------------------------------|-------------------------------------------------------------------------------------------------------------------|
| <ul style="list-style-type: none"> <li>GRIP0196 - Lamkin Crossline (58R) - Black/Silver (48g)</li> </ul>  | <ul style="list-style-type: none"> <li>KBS PGI 85, 75</li> </ul>  | <ul style="list-style-type: none"> <li>Crown Color: Satin Black</li> <li>Accent Colors: White/Blue/Red</li> </ul> |

The Aerojet Women's hybrid is a versatile hybrid that blends distance with high launch to provide more forgiveness on longer approach shots.



**PWR-BRIDGE WEIGHTING**

An innovative suspended bridge weight design enables unrestricted flexibility of the face and sole, and positions the CG low and forward to unleash faster ball speed.

**PWRSHELL FACE DESIGN**

A forged PWRSHELL face insert delivers more flexibility across a larger area of the face for faster ball speed and higher launch.

**H.O.T FACE TECHNOLOGY**

A H.O.T Face design uses artificial intelligence to create a variable thickness pattern that delivers more efficient speed and spin across the face.



Free Arccos sensors with purchase

| CLUB | LOFT  | HEAD VOLUME | LIE ANGLE | LENGTH | SHAFT OFFERING / FLEX / SWING WEIGHT | RH/LH   |
|------|-------|-------------|-----------|--------|--------------------------------------|---------|
| 4H   | 21.0° | 126cc       | 58.50°    | 39.00" | KBS PGI 55 (Ladies flex - 50g): C3.5 | RH/**LH |
| 5H   | 24.0° | 125cc       | 59.00°    | 38.25" | KBS PGI 55 (Ladies flex - 50g): C3.5 | RH/**LH |
| 6H   | 28.0° | 125cc       | 59.50°    | 37.50" | KBS PGI 55 (Ladies flex - 50g): C3.5 | RH/**LH |
| 7H   | 31.0° | 124cc       | 60.00°    | 36.75" | KBS PGI 55 (Ladies flex - 50g): C3.5 | RH/**LH |

\*LH custom only

| GRIP                                                                                                                                                                                                   | SHAFT                                                                                                                                             | COLORS                                                                                                             |
|--------------------------------------------------------------------------------------------------------------------------------------------------------------------------------------------------------|---------------------------------------------------------------------------------------------------------------------------------------------------|--------------------------------------------------------------------------------------------------------------------|
| <ul style="list-style-type: none"> <li>GRIP0197 - Lamkin Crossline Undersize (60R) - Black/Silver (45g)</li> </ul>  | <ul style="list-style-type: none"> <li>KBS PGI 55</li> </ul>  | <ul style="list-style-type: none"> <li>Crown Color: Gloss Black</li> <li>Accent Colors: Silver/Ice Blue</li> </ul> |



# AEROJET™

## IRON TECHNOLOGY

The Aerojet irons are more advanced on every level. A sleek and sophisticated silhouette combines with premium technologies to elevate your game.



### ▶ PWR-BRIDGE WEIGHTING

An innovative floating weight design enables 30% more face flexion to deliver untethered distance. The weight is suspended in a soft polymer filler to tune acoustics and feel.



### ▶ PWR-SHELL FACE DESIGN

A forged PWR-SHELL face insert delivers more flexibility across a larger area of the face for faster ball speed and higher launch.



### ▶ H.O.T FACE TECHNOLOGY

A H.O.T Face design uses artificial intelligence to create a variable thickness pattern that delivers more efficient speed and spin across the face so every shot flies a maximum distance.

The Aerojet irons are more advanced on every level. A sleek and sophisticated silhouette combines with premium technologies to elevate your game.



**PWR-BRIDGE WEIGHTING**

An innovative floating weight design enables 30% more face flexion to deliver untethered distance. The weight is suspended in a soft polymer filler to tune acoustics and feel.

**PWRSHELL FACE DESIGN**

A forged PWRSHELL face insert delivers more flexibility across a larger area of the face for faster ball speed and higher launch.

**H.O.T FACE TECHNOLOGY**

H.O.T Face Technology uses artificial intelligence to design a variable thickness pattern that delivers more efficient speed and spin across the face.



Free Arccos sensors with purchase

| CLUB | LOFT  | LIE ANGLE | OFFSET (MM) | LENGTH | GRAPHITE SW S/R/A | STEEL SW | GRAPHITE SHAFT FLEX | STEEL SHAFT FLEX | RH/LH |
|------|-------|-----------|-------------|--------|-------------------|----------|---------------------|------------------|-------|
| 4    | 18.5° | 62.00°    | 5.4         | 39.25" | D1 / D0.5 / C9.5  | D1       | S, R, A             | S, R             | RH/LH |
| 5    | 20.5° | 62.50°    | 4.6         | 38.50" | D1 / D0.5 / C9.5  | D1       | S, R, A             | S, R             | RH/LH |
| 6    | 23.5° | 63.00°    | 3.9         | 37.75" | D1 / D0.5 / C9.5  | D1       | S, R, A             | S, R             | RH/LH |
| 7    | 26.5° | 63.50°    | 3.2         | 37.25" | D1 / D0.5 / C9.5  | D1       | S, R, A             | S, R             | RH/LH |
| 8    | 31.0° | 64.00°    | 2.6         | 36.75" | D1 / D0.5 / C9.5  | D1       | S, R, A             | S, R             | RH/LH |
| 9    | 36.0° | 64.50°    | 2.0         | 36.25" | D1 / D0.5 / C9.5  | D1       | S, R, A             | S, R             | RH/LH |
| PW   | 41.5° | 65.00°    | 1.5         | 36.00" | D2 / D1.5 / D0.5  | D1.5     | S, R, A             | S, R             | RH/LH |
| GW   | 47.5° | 65.00°    | 1.0         | 35.75" | D2 / D1.5 / D0.5  | D2       | S, R, A             | S, R             | RH/LH |
| SW   | 54.0° | 65.00°    | 1.0         | 35.50" | D2 / D1.5 / D0.5  | D2       | S, R, A             | S, R             | RH/LH |

| STOCK SET COMPOSITION                                                                                                                    | GRIP                                                                                                     | SHAFT                                                                                                                                                                                                                                                                                | COLORS                                                            |
|------------------------------------------------------------------------------------------------------------------------------------------|----------------------------------------------------------------------------------------------------------|--------------------------------------------------------------------------------------------------------------------------------------------------------------------------------------------------------------------------------------------------------------------------------------|-------------------------------------------------------------------|
| Combo Sets (Graphite):<br>5H, 6-PW, GW (RH; R & A flex)<br><br>Iron Sets (Steel Stock):<br>5-GW (RH/LH; S & R flex)<br>4-PW (RH; S flex) | <ul style="list-style-type: none"> <li>GRIP0195 - Lamkin Crossline (58R) - Black/Silver (48g)</li> </ul> | <ul style="list-style-type: none"> <li>Graphite: KBS PGI 85 (80g) - Stiff, KBS PGI 75 (71g) - Reg, KBS PGI 65 (61g) - Lite</li> <li>Steel: KBS Tour Lite (105g - S, R)</li> </ul> <p>*Graphite is stock in combo sets only;<br/>Graphite iron sets available through custom only</p> | <ul style="list-style-type: none"> <li>Chrome/Red/Blue</li> </ul> |

The Aerojet ONE Length Irons are designed at a 7-iron length through the set for enhanced consistency and accuracy from club to club.



**ONE LENGTH CONFIGURATION**

ONE Length delivers improved consistency and accuracy by encouraging one repeatable setup, ball position, and swing for every iron.

**PWR-BRIDGE WEIGHTING**

An innovative floating weight design enables 30% more face flexion to deliver untethered distance. The weight is suspended in a soft polymer filler to tune acoustics and feel.

**PWRSHELL FACE DESIGN**

A forged PWRSHELL face insert delivers more flexibility across a larger area of the face for faster ball speed and higher launch.

**H.O.T FACE TECHNOLOGY**

H.O.T Face Technology uses artificial intelligence to design a variable thickness pattern that delivers more efficient speed and spin across the face.



Free Arccos sensors with purchase

| CLUB | LOFT  | LIE ANGLE | OFFSET (MM) | LENGTH | GRAPHITE SW S/R/A | STEEL SW | GRAPHITE SHAFT FLEX | STEEL SHAFT FLEX | RH/LH |
|------|-------|-----------|-------------|--------|-------------------|----------|---------------------|------------------|-------|
| 4    | 19.0° | 65.00°    | 6.0         | 37.25" | D1 / D0.5 / C9.5  | D1       | S, R, A             | S, R             | RH/LH |
| 5    | 21.5° | 64.50°    | 5.1         | 37.25" | D1 / D0.5 / C9.5  | D1       | S, R, A             | S, R             | RH/LH |
| 6    | 24.0° | 64.00°    | 4.2         | 37.25" | D1 / D0.5 / C9.5  | D1       | S, R, A             | S, R             | RH/LH |
| 7    | 26.5° | 63.50°    | 3.2         | 37.25" | D1 / D0.5 / C9.5  | D1       | S, R, A             | S, R             | RH/LH |
| 8    | 31.0° | 63.00°    | 2.6         | 37.25" | D1 / D0.5 / C9.5  | D1       | S, R, A             | S, R             | RH/LH |
| 9    | 36.0° | 62.50°    | 2.0         | 37.25" | D1 / D0.5 / C9.5  | D1       | S, R, A             | S, R             | RH/LH |
| PW   | 41.5° | 62.00°    | 1.5         | 37.25" | D1 / D0.5 / C9.5  | D1       | S, R, A             | S, R             | RH/LH |
| GW   | 47.5° | 61.50°    | 1.0         | 37.25" | D1 / D0.5 / C9.5  | D1       | S, R, A             | S, R             | RH/LH |
| SW   | 54.0° | 61.50°    | 0.5         | 37.25" | D1 / D0.5 / C9.5  | D1       | S, R, A             | S, R             | RH/LH |

| STOCK SET COMPOSITION                                                                                                                                             | GRIP                                                                                                     | SHAFT                                                                                                                                                                                                                                                                                | COLORS                                                            |
|-------------------------------------------------------------------------------------------------------------------------------------------------------------------|----------------------------------------------------------------------------------------------------------|--------------------------------------------------------------------------------------------------------------------------------------------------------------------------------------------------------------------------------------------------------------------------------------|-------------------------------------------------------------------|
| <p>Combo Sets (Graphite): 5H, 6-PW, GW (RH; R &amp; A flex)</p> <p>Iron Sets (Graphite): 5-GW (RH; S, R, A flex)</p> <p>Iron Sets (Steel): 5-GW (RH/LH; S, R)</p> | <ul style="list-style-type: none"> <li>GRIP0196 - Lamkin Crossline (58R) - Black/Silver (48g)</li> </ul> | <ul style="list-style-type: none"> <li>Graphite: KBS PGI 85 (80g) - Stiff, KBS PGI 75 (71g) - Reg, KBS PGI 65 (61g) - Lite</li> <li>Steel: KBS Tour Lite (105g - S, R)</li> </ul> <p>*Graphite is stock in combo sets only;<br/>Graphite iron sets available through custom only</p> | <ul style="list-style-type: none"> <li>Chrome/Red/Blue</li> </ul> |

The Aerojet irons are more advanced on every level. A sleek and sophisticated silhouette combines with premium technologies to elevate your game. A lighter, women's specific model features a unique colorway and a lighter, women's flex shaft.



**PWR-BRIDGE WEIGHTING**

An innovative floating weight design enables 30% more face flexion to deliver untethered distance. The weight is suspended in a soft polymer filler to tune acoustics and feel.

**PWRSHELL FACE DESIGN**

A forged PWRSHELL face insert delivers more flexibility across a larger area of the face for faster ball speed and higher launch.

**H.O.T FACE TECHNOLOGY**



H.O.T Face Technology uses artificial intelligence to design a variable thickness pattern that delivers more efficient speed and spin across the face.



Free Arccos sensors with purchase

| CLUB | LOFT  | LIE ANGLE | OFFSET (MM) | LENGTH | GRAPHITE SWING WEIGHT | GRAPHITE SHAFT FLEX | RH/LH  |
|------|-------|-----------|-------------|--------|-----------------------|---------------------|--------|
| 5    | 20.5° | 62.50°    | 4.6         | 37.50" | C3.5                  | Ladies              | RH/*LH |
| 6    | 23.5° | 63.00°    | 3.9         | 36.75" | C3.5                  | Ladies              | RH/*LH |
| 7    | 26.5° | 63.50°    | 3.2         | 36.25" | C3.5                  | Ladies              | RH/*LH |
| 8    | 31.0° | 64.00°    | 2.6         | 35.75" | C3.5                  | Ladies              | RH/*LH |
| 9    | 36.0° | 64.50°    | 2.0         | 35.25" | C3.5                  | Ladies              | RH/*LH |
| PW   | 41.5° | 65.00°    | 1.5         | 35.00" | C4.5                  | Ladies              | RH/*LH |
| GW   | 47.5° | 65.00°    | 1.0         | 34.75" | C4.5                  | Ladies              | RH/*LH |
| SW   | 54.0° | 65.00°    | 1.0         | 34.50" | C4.5                  | Ladies              | RH/*LH |

\*LH custom only

| STOCK SET COMPOSITION                           | GRIP                                                                                                                                                                                                   | SHAFT                                                                                                                                                       | COLORS                                                              |
|-------------------------------------------------|--------------------------------------------------------------------------------------------------------------------------------------------------------------------------------------------------------|-------------------------------------------------------------------------------------------------------------------------------------------------------------|---------------------------------------------------------------------|
| Combo Sets (Graphite):<br>5H, 6H, 7-PW, SW (RH) | <ul style="list-style-type: none"> <li>GRIP0197 - Lamkin Crossline Undersize (60R) - Black/Silver (44g)</li> </ul>  | <ul style="list-style-type: none"> <li>KBS PGI 55 (51g) - L</li> </ul>  | <ul style="list-style-type: none"> <li>Chrome / Ice Blue</li> </ul> |

**KING**<sup>®</sup> IRONS





cobra

cobra

KING  
MB

FORGED



Crafted for the blade aficionados, the traditionalists, and those that aspire for nothing but the best ball striking experience possible.



**5-STEP FORGED**

Crafted and 5-step forged from 1025 carbon steel for exceptional feel and compact shaping

**TOUR INSPIRED SHAPING**

Using Tour feedback, the design has been refined to deliver sleek muscle back and cavity back shapes that inspires precision and workability.

**FLOW SET**

Available in a combo set that flows from a more forgiving muscle cavity back in the 4-6 iron, to a more workable muscle back in the 7 through pitching wedge. Full sets of MB and CB available in custom.



Free Arccos sensors with purchase

| CLUB | LOFT  | LIE ANGLE | OFFSET (MM)<br>MB/CB | LENGTH | STEEL SWING WEIGHT | STEEL SHAFT FLEX | RH/LH  |
|------|-------|-----------|----------------------|--------|--------------------|------------------|--------|
| 3    | 21.0° | 60.00°    | 2.5                  | 39.25" | D2                 | *X, S, *R        | RH/*LH |
| 4    | 24.0° | 60.50°    | 2.3                  | 38.75" | D2                 | *X, S, *R        | RH/*LH |
| 5    | 27.0° | 61.00°    | 2.0                  | 38.25" | D2                 | *X, S, *R        | RH/*LH |
| 6    | 30.0° | 61.50°    | 1.8                  | 37.75" | D2                 | *X, S, *R        | RH/*LH |
| 7    | 34.0° | 62.00°    | 1.5                  | 37.25" | D2                 | *X, S, *R        | RH/*LH |
| 8    | 38.0° | 62.50°    | 1.3                  | 36.75" | D2                 | *X, S, *R        | RH/*LH |
| 9    | 42.0° | 63.00°    | 1.3                  | 36.25" | D2                 | *X, S, *R        | RH/*LH |
| PW   | 46.0° | 63.50°    | 1.3                  | 36.00" | D3                 | *X, S, *R        | RH/*LH |
| GW   | 50.0° | 63.50°    | 1.3                  | 35.75" | D3                 | *X, S, *R        | RH/*LH |

\*LH custom only / X and R Flex custom only

| STOCK SET COMPOSITION                                      | GRIP                                                                                                                                                                                         | SHAFT                                                                                                                                                     | COLORS                                                   |
|------------------------------------------------------------|----------------------------------------------------------------------------------------------------------------------------------------------------------------------------------------------|-----------------------------------------------------------------------------------------------------------------------------------------------------------|----------------------------------------------------------|
| 4-PW Flow Set (4-6 iron CB, 7-PW MB), Steel Stiff, RH only | <ul style="list-style-type: none"> <li>GRIP0195 - Lamkin Crossline (58R) - Black/Silver (48g)</li> </ul>  | <ul style="list-style-type: none"> <li>KBS S-Taper (120g)</li> </ul>  | <ul style="list-style-type: none"> <li>Chrome</li> </ul> |

A 5-step forged construction, a compact tour cavity back shape, and a TPU insert deliver soft feel with excellent feedback that skilled players demand.



**ELEGANT SHAPING**

A compact address profile inspires precision and workability with a touch of forgiveness provided by the cavity back design.

**5-STEP FORGED**

Crafted and 5-step forged from 1025 carbon steel for exceptional feel and compact shaping

**TPU INSERT FOR ENHANCED FEEL**

A TPU insert behind the sweet spot creates a satisfying soft feel

**ALUMINUM MEDALLION**

An aluminum medallion enables better weight distribution for added forgiveness when you need it.



Free Arccos sensors with purchase

| CLUB | LOFT  | LIE ANGLE | OFFSET (MM) | LENGTH | STEEL SWING WEIGHT | STEEL SHAFT FLEX | RH/LH  |
|------|-------|-----------|-------------|--------|--------------------|------------------|--------|
| 3    | 19.0° | 60.00°    | 3.8         | 39.25" | D2                 | S, *R            | RH/*LH |
| 4    | 22.0° | 60.50°    | 3.4         | 38.75" | D2                 | S, *R            | RH/*LH |
| 5    | 25.0° | 61.00°    | 3.1         | 38.25" | D2                 | S, *R            | RH/*LH |
| 6    | 28.0° | 61.50°    | 2.9         | 37.75" | D2                 | S, *R            | RH/*LH |
| 7    | 32.0° | 62.00°    | 2.5         | 37.25" | D2                 | S, *R            | RH/*LH |
| 8    | 36.0° | 62.50°    | 2.3         | 36.75" | D2                 | S, *R            | RH/*LH |
| 9    | 40.0° | 63.00°    | 2.1         | 36.25" | D2                 | S, *R            | RH/*LH |
| PW   | 44.0° | 63.50°    | 1.9         | 36.00" | D3                 | S, *R            | RH/*LH |
| GW   | 48.0° | 63.50°    | 1.9         | 35.75" | D3                 | S, *R            | RH/*LH |

\*LH custom only

| STOCK SET COMPOSITION      | GRIP                                                                                                                                                                                         | SHAFT                                                                                                                                                     | COLORS                                                   |
|----------------------------|----------------------------------------------------------------------------------------------------------------------------------------------------------------------------------------------|-----------------------------------------------------------------------------------------------------------------------------------------------------------|----------------------------------------------------------|
| 4-PW, Steel Stiff, RH only | <ul style="list-style-type: none"> <li>GRIP0195 - Lamkin Crossline (58R) - Black/Silver (48g)</li> </ul>  | <ul style="list-style-type: none"> <li>KBS S-Taper (120g)</li> </ul>  | <ul style="list-style-type: none"> <li>Chrome</li> </ul> |

Each iron is crafted using 1025 carbon steel and forged five times to deliver a player-preferred soft feel and a compact shape.



Free Arccos sensors with purchase



**REFINED SHAPING**

Experience unrivaled ball-striking through a sleeker and refined shape featuring a thinner topline and reduced offset that inspires precision and playability.

**ENHANCED FEEL THROUGH FORGING & FOAM TECH**

Each iron is crafted from 1025 carbon steel and precision-forged 5 times to deliver soft, player-preferred feel. A hollow body design is filled with a lightweight foam that enhances feel and feedback.

**FORGIVING HOLLOW BODY DESIGN**

Dynamic distance is unleashed using a hollow body, thinner PWRShell Face, and 20g of tungsten for added stability.

| CLUB | LOFT  | LIE ANGLE | OFFSET (MM) | LENGTH | STEEL SWING WEIGHT | STEEL SHAFT FLEX | RH/LH  |
|------|-------|-----------|-------------|--------|--------------------|------------------|--------|
| 3    | 19.0° | 60.50°    | 3.9         | 39.25" | D2                 | S, R             | RH/*LH |
| 4    | 21.0° | 61.00°    | 3.6         | 38.75" | D2                 | S, R             | RH/*LH |
| 5    | 23.0° | 61.50°    | 3.3         | 38.25" | D2                 | S, R             | RH/*LH |
| 6    | 26.0° | 62.00°    | 3.0         | 37.75" | D2                 | S, R             | RH/*LH |
| 7    | 29.5° | 62.50°    | 2.7         | 37.25" | D2                 | S, R             | RH/*LH |
| 8    | 34.0° | 63.00°    | 2.4         | 36.75" | D2                 | S, R             | RH/*LH |
| 9    | 39.0° | 63.50°    | 2.1         | 36.25" | D2                 | S, R             | RH/*LH |
| PW   | 44.0° | 64.00°    | 1.8         | 36.00" | D3                 | S, R             | RH/*LH |
| GW   | 49.0° | 64.00°    | 1.5         | 35.75" | D3                 | S, R             | RH/*LH |

\*LH custom only

| STOCK SET COMPOSITION                                                                              | GRIP                                                                                                     | SHAFT                                                                                                                                                             | COLORS                                                                      |
|----------------------------------------------------------------------------------------------------|----------------------------------------------------------------------------------------------------------|-------------------------------------------------------------------------------------------------------------------------------------------------------------------|-----------------------------------------------------------------------------|
| <p><b>Chrome:</b><br/>4-PW, Steel Stiff &amp; Reg, RH</p> <p><b>Black DBM:</b><br/>Custom Only</p> | <ul style="list-style-type: none"> <li>GRIP0195 - Lamkin Crossline (58R) - Black/Silver (48g)</li> </ul> | <ul style="list-style-type: none"> <li>STEEL: KBS \$-Taper Lite (110g)</li> </ul> <ul style="list-style-type: none"> <li>*Graphite sold as custom only</li> </ul> | <ul style="list-style-type: none"> <li>Chrome</li> <li>Black DBM</li> </ul> |

Exhilarating distance and forgiveness is achieved through 65g of tungsten, and a hollow body design, giving you the keys to become the player you've always wanted to be.



**PLAYERS LOOKS WITH FORGIVENESS**

The Forged Tec X irons occupy a unique category of their own, offering unrivaled forgiveness with players' looks. Sleek shaping meets soft, forged-like feel, and 65g of tungsten for extreme stability.

**FOAM INSERT FOR ENHANCED FEEL**

A hollow body is filled with lightweight foam to create a softer, forged-like feel on every swing.

**FORGIVING HOLLOW BODY DESIGN**



Distance and forgiveness come to life using a hollow body construction, a thin forged PWRShell face, and 65g of tungsten.



Free Arccos sensors with purchase

| CLUB | LOFT  | LIE ANGLE | OFFSET (MM) | LENGTH | GRAPHITE SHAFT FLEX | GRAPHITE SWING WEIGHT | STEEL SHAFT FLEX | STEEL SWING WEIGHT | RH/LH  |
|------|-------|-----------|-------------|--------|---------------------|-----------------------|------------------|--------------------|--------|
| 4    | 19.0° | 62.00°    | 4.2         | 38.75" | *S, R               | *D1 (S), D0 (R)       | S, R             | D0                 | RH/*LH |
| 5    | 21.0° | 62.50°    | 3.8         | 38.25" | *S, R               | *D1 (S), D0 (R)       | S, R             | D0                 | RH/*LH |
| 6    | 24.0° | 63.00°    | 3.4         | 37.75" | *S, R               | *D1 (S), D0 (R)       | S, R             | D0                 | RH/*LH |
| 7    | 27.0° | 63.50°    | 3.0         | 37.25" | *S, R               | *D1 (S), D0 (R)       | S, R             | D0                 | RH/*LH |
| 8    | 31.5° | 64.00°    | 2.6         | 36.75" | *S, R               | *D1 (S), D0 (R)       | S, R             | D0                 | RH/*LH |
| 9    | 36.5° | 64.50°    | 2.2         | 36.25" | *S, R               | *D1 (S), D0 (R)       | S, R             | D0                 | RH/*LH |
| PW   | 42.0° | 65.00°    | 1.8         | 36.00" | *S, R               | *D2 (S), D1 (R)       | S, R             | D1                 | RH/*LH |
| GW   | 48.0° | 65.00°    | 1.5         | 35.75" | *S, R               | *D2 (S), D1 (R)       | S, R             | D1                 | RH/*LH |

\*LH Steel Reg available through stock / Graphite Stiff available through custom only

| STOCK SET COMPOSITION                                                                                                                     | GRIP                                                                                                                                                                                         | SHAFT                                                                                                                                                                                                                                                                                                                                    | COLORS                                                                      |
|-------------------------------------------------------------------------------------------------------------------------------------------|----------------------------------------------------------------------------------------------------------------------------------------------------------------------------------------------|------------------------------------------------------------------------------------------------------------------------------------------------------------------------------------------------------------------------------------------------------------------------------------------------------------------------------------------|-----------------------------------------------------------------------------|
| <p><b>Chrome:</b><br/>Steel: 5-GW, S, R,<br/>(LH Steel Reg Only)<br/>Graphite: 5-GW, Reg, RH</p> <p><b>Black QPQ:</b><br/>Custom Only</p> | <ul style="list-style-type: none"> <li>GRIP0195 - Lamkin Crossline (58R) - Black/Silver (48g)</li> </ul>  | <ul style="list-style-type: none"> <li>STEEL: KBS Tour Lite (100g)</li> </ul>  <ul style="list-style-type: none"> <li>Graphite: KBS TGI 75 (R) (70g)</li> </ul>  | <ul style="list-style-type: none"> <li>Chrome</li> <li>Black QPQ</li> </ul> |

The Forged TEC ONE Length Irons deliver enhanced consistency and accuracy for better players.



**ONE LENGTH CONFIGURATION**

ONE Length delivers improved consistency and accuracy by encouraging one repeatable setup, ball position, and swing for every iron.

**REFINED SHAPING**

Experience unrivaled ball-striking through a sleeker and refined shape featuring a thinner topline and reduced offset that inspires precision and playability.

**ENHANCED FEEL THROUGH FORGING & FOAM TECH**

Each iron is crafted from 1025 carbon steel and precision-forged 5 times to deliver soft, player-preferred feel. A hollow body design is filled with a lightweight foam that enhances feel and feedback.

**FORGIVING HOLLOW BODY DESIGN**

Dynamic distance is unleashed using a hollow body, thinner PWRSHELL Face, and 20g of tungsten for added stability.



Free Arccos sensors with purchase

| CLUB | LOFT  | LIE ANGLE | OFFSET (MM) | LENGTH | STEEL SWING WEIGHT | STEEL SHAFT FLEX | RH/LH  |
|------|-------|-----------|-------------|--------|--------------------|------------------|--------|
| 4    | 21.0° | 64.00°    | 4.2         | 37.25" | D2                 | S, *R            | RH/*LH |
| 5    | 23.0° | 63.50°    | 3.6         | 37.25" | D2                 | S, *R            | RH/*LH |
| 6    | 26.0° | 63.00°    | 3.1         | 37.25" | D2                 | S, *R            | RH/*LH |
| 7    | 29.5° | 62.50°    | 2.7         | 37.25" | D2                 | S, *R            | RH/*LH |
| 8    | 34.0° | 62.00°    | 2.4         | 37.25" | D2                 | S, *R            | RH/*LH |
| 9    | 39.0° | 61.50°    | 2.1         | 37.25" | D2                 | S, *R            | RH/*LH |
| PW   | 44.0° | 61.00°    | 1.8         | 37.25" | D3                 | S, *R            | RH/*LH |
| GW   | 49.0° | 61.00°    | 1.5         | 37.25" | D3                 | S, *R            | RH/*LH |

\*LH custom only / Steel Reg custom only

| STOCK SET COMPOSITION | GRIP                                                                                                                                                                                         | SHAFT                                                                                                                                                                                                                                                           | COLORS                                                   |
|-----------------------|----------------------------------------------------------------------------------------------------------------------------------------------------------------------------------------------|-----------------------------------------------------------------------------------------------------------------------------------------------------------------------------------------------------------------------------------------------------------------|----------------------------------------------------------|
| 5-GW, Steel Stiff, RH | <ul style="list-style-type: none"> <li>GRIP0196 - Lamkin Crossline (58R) - Black/Silver (48g)</li> </ul>  | <ul style="list-style-type: none"> <li>STEEL: KBS \$-Taper Lite 4-9i (S - 115g, R - 110g), KBS Tour 120 PW-GW (S - 130g)</li> <li>*Graphite sold as custom only</li> </ul>  | <ul style="list-style-type: none"> <li>Chrome</li> </ul> |

A highly versatile utility iron designed for skilled players that desire ultimate precision with a touch of forgiveness.



**HOLLOW CONSTRUCTION**

A hollow body is filled with a softer and lighter foam for added distance and improved feel

**TUNGSTEN WEIGHTING**

A 61g tungsten weight keeps CG low to reduce spin for longer total distance

**FORGED PWRSHELL FACE**

A forged PWRSHELL Face offers more flexibility than a traditional face insert, creating elastic rebound for faster ball speed and higher launch

**H.O.T FACE TECHNOLOGY**




H.O.T Face Technology uses artificial intelligence to design a variable thickness pattern that delivers more efficient speed and spin across the face



Free Arccos sensors with purchase

| CLUB | LOFT  | LIE ANGLE | OFFSET (MM) | GRAPHITE LENGTH | GRAPHITE SWING WEIGHT | STEEL LENGTH | STEEL SWING WEIGHT | GRAPHITE SHAFT FLEX | STEEL SHAFT FLEX   | RH/LH  |
|------|-------|-----------|-------------|-----------------|-----------------------|--------------|--------------------|---------------------|--------------------|--------|
| 2U   | 17.0° | 59.75°    | 3.2         | 40.00"          | D1                    | 39.75"       | D2                 | *S & R custom only  | S, *R custom only  | *RH    |
| 3U   | 19.0° | 60.25°    | 3.2         | 39.50"          | D1                    | 39.25"       | D2                 | S, R                | S, R               | RH/*LH |
| 4U   | 22.0° | 60.75°    | 3.3         | 39.00"          | D1                    | 38.75"       | D2                 | S, R                | S, R               | RH/*LH |
| 5U   | 25.0° | 61.25°    | 3.3         | 38.50"          | D1                    | 38.25"       | D2                 | *S & R custom only  | *S & R custom only | *RH/LH |

\*Custom only

| GRIP                                                                                                                                                                                         | SHAFT                                                                                                                                                                                                                                                                                                                                                  | COLORS                                                         |
|----------------------------------------------------------------------------------------------------------------------------------------------------------------------------------------------|--------------------------------------------------------------------------------------------------------------------------------------------------------------------------------------------------------------------------------------------------------------------------------------------------------------------------------------------------------|----------------------------------------------------------------|
| <ul style="list-style-type: none"> <li>GRIP0195 - Lamkin Crossline (58R) - Black/Silver (48g)</li> </ul>  | <ul style="list-style-type: none"> <li>Graphite: MCA MMT 80 (S, R) - 85g</li> </ul>  <ul style="list-style-type: none"> <li>Steel: KBS \$-Taper Lite (S, R - 110g)</li> </ul>  | <ul style="list-style-type: none"> <li>Satin Chrome</li> </ul> |



The ONE Length model delivers enhanced accuracy and consistency to those that desire a workable, yet slightly more forgiving utility iron.



**ONE LENGTH CONFIGURATION**

ONE Length delivers improved consistency and accuracy by encouraging one repeatable setup, ball position, and swing for every iron.

**HOLLOW CONSTRUCTION**

A hollow body is filled with a softer and lighter foam for added distance and improved feel.

**TUNGSTEN WEIGHTING**

A 83g tungsten weight keeps CG low to reduce spin for longer total distance.

**FORGED PWRSHELL FACE**

A forged PWRSHELL Face offers more flexibility than a traditional face insert, creating elastic rebound for faster ball speed and higher launch.

**H.O.T FACE TECHNOLOGY**




H.O.T Face Technology uses artificial intelligence to design a variable thickness pattern that delivers more efficient speed and spin across the face.



Free Arccos sensors with purchase

| CLUB | LOFT  | LIE ANGLE | OFFSET (MM) | GRAPHITE LENGTH | GRAPHITE SWING WEIGHT | STEEL LENGTH | STEEL SWING WEIGHT | GRAPHITE SHAFT FLEX | STEEL SHAFT FLEX   | RH/LH |
|------|-------|-----------|-------------|-----------------|-----------------------|--------------|--------------------|---------------------|--------------------|-------|
| 3U   | 19.0° | 62.50°    | 3.2         | 37.25"          | D1                    | 37.25"       | D2                 | S, R                | S, R               | RH    |
| 4U   | 22.0° | 62.50°    | 2.7         | 37.25"          | D1                    | 37.25"       | D2                 | S, R                | S, R               | RH    |
| 5U   | 25.0° | 62.50°    | 3.3         | 37.25"          | D1                    | 37.25"       | D2                 | *S & R custom only  | *S & R custom only | *RH   |

\*Custom only

| GRIP                                                                                                                                                                                  | SHAFT                                                                                                                                                                                                                                                                                                         | COLORS                                                         |
|---------------------------------------------------------------------------------------------------------------------------------------------------------------------------------------|---------------------------------------------------------------------------------------------------------------------------------------------------------------------------------------------------------------------------------------------------------------------------------------------------------------|----------------------------------------------------------------|
| <ul style="list-style-type: none"> <li>GRIP0196 - Lamkin Crossline (58R) - Black (48g)</li> </ul>  | <ul style="list-style-type: none"> <li>Graphite: MCA MMT 80 (S, R) - 85g</li> <li>Steel: KBS \$-Taper Lite (S, R) - 110g</li> </ul>   | <ul style="list-style-type: none"> <li>Satin Chrome</li> </ul> |

The new 2023 KING TEC Hybrid features a refined shape, H.O.T Face Technology, and adjustable weighting and loft to deliver ultimate versatility in a better player hybrid.



**H.O.T FACE TECHNOLOGY**

A H.O.T Face design uses artificial intelligence to create a variable thickness pattern that delivers more efficient speed and spin across the face.

**PWRSHELL FACE DESIGN**

A forged PWRSHELL face insert delivers more flexibility across a larger area of the face for faster ball speed and higher launch.

**LIGHTWEIGHT CARBON CROWN**

A carbon crown allows more discretionary weight to be positioned within the clubhead to enhance speed and forgiveness.

**ADJUSTABLE WEIGHTING SYSTEM**


Two 12g heavy weights can be positioned in the toe, heel and front to fine tune trajectory and spin performance. Heavier 14g and lighter 10g weights are available in custom to allow for +4g and -4g in weight adjustment.



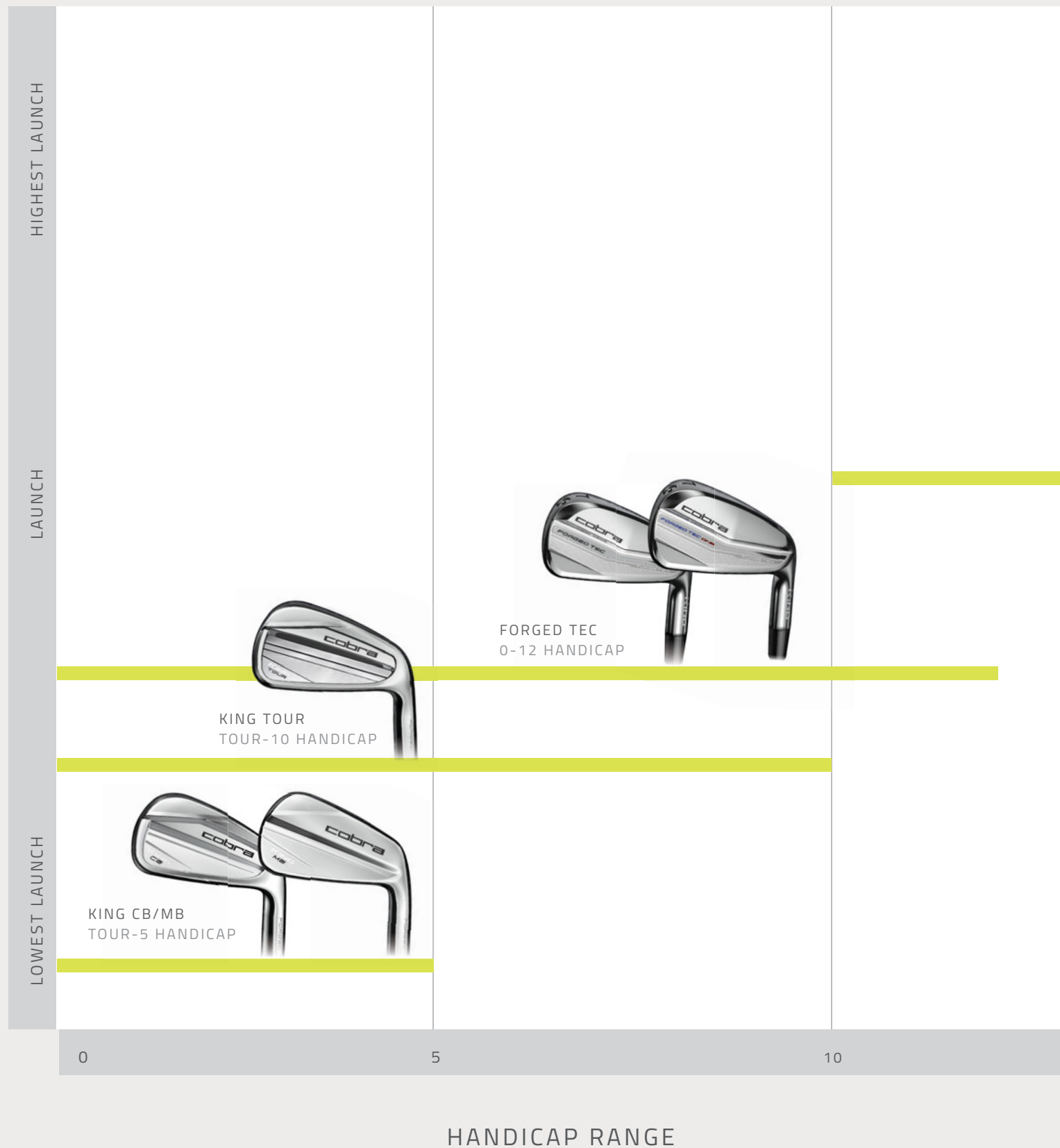
Free Arccos sensors with purchase

| CLUB      | LOFT & LIE SETTINGS |                   |                    |                                   |                    |                   |                    |                   | HEAD VOLUME | LENGTH | SHAFT OFFERING / FLEX / SWING WEIGHT                    | RH/LH  |
|-----------|---------------------|-------------------|--------------------|-----------------------------------|--------------------|-------------------|--------------------|-------------------|-------------|--------|---------------------------------------------------------|--------|
|           | -1.5°               | -1°               | -1°D               | STD°                              | STD°D              | +1°               | +1°D               | +1.5°             |             |        |                                                         |        |
| <b>2H</b> | 15.5°<br>(58.50°)   | 16.0°<br>(57.80°) | 16.0°D<br>(59.20°) | <b>17.0°</b><br>( <b>57.20°</b> ) | 17.0°D<br>(59.80°) | 18.0°<br>(57.80°) | 18.0°D<br>(59.20°) | 18.5°<br>(58.50°) | 122cc       | 41.25" | MCA MMT 80 (S - 85g): D0.5                              | RH     |
| <b>3H</b> | 17.5°<br>(59.00°)   | 18.0°<br>(58.30°) | 18.0°D<br>(59.70°) | <b>19.0°</b><br>( <b>57.70°</b> ) | 19.0°D<br>(60.30°) | 20.0°<br>(58.30°) | 20.0°D<br>(59.70°) | 20.5°<br>(59.00°) | 122cc       | 40.50" | MCA MMT 80 (X - 88.5g, S - 85g), MMT 70 (R - 73g): D0.5 | RH/*LH |
| <b>4H</b> | 19.5°<br>(59.50°)   | 20.0°<br>(58.80°) | 20.0°D<br>(60.20°) | <b>21.0°</b><br>( <b>58.20°</b> ) | 21.0°D<br>(60.80°) | 22.0°<br>(58.80°) | 22.0°D<br>(60.20°) | 22.5°<br>(59.50°) | 122cc       | 39.75" | MCA MMT 80 (S - 85g), MMT 70 (R - 73g): D0.5            | RH/*LH |
| <b>5H</b> | 22.5°<br>(60.00°)   | 23.0°<br>(59.30°) | 23.0°D<br>(60.70°) | <b>24.0°</b><br>( <b>58.70°</b> ) | 24.0°D<br>(61.30°) | 25.0°<br>(59.30°) | 25.0°D<br>(60.70°) | 25.5°<br>(60.00°) | 122cc       | 39.00" | MCA MMT 70 (R - 73g): D0.5                              | RH/*LH |

\*LH custom only

| GRIP                                                                                                                                                                                         | SHAFT                                                                                                                                                                        | COLORS                                                             |
|----------------------------------------------------------------------------------------------------------------------------------------------------------------------------------------------|------------------------------------------------------------------------------------------------------------------------------------------------------------------------------|--------------------------------------------------------------------|
| <ul style="list-style-type: none"> <li>GRIP0195 - Lamkin Crossline (58R) - Black/Silver (48g)</li> </ul>  | <ul style="list-style-type: none"> <li>MCA MMT 80 (S, R) - 85g, MMT 70 (73g)</li> </ul>  | <ul style="list-style-type: none"> <li>Turbulence/Black</li> </ul> |

# IRON COMPARISON



HIGHEST LAUNCH

LAUNCH

LOWEST LAUNCH

0

5

10

HANDICAP RANGE

FORGED TEC X  
10-20 HANDICAP



AEROJET  
10-20 HANDICAP



AIR-X  
17+ HANDICAP



T-RAIL  
17+ HANDICAP



MOST FORGIVING

FORGIVENESS

LEAST FORGIVING

15

20

25

HANDICAP RANGE



# WEDGES







56

COBRA

SNAKEBITE (SB)

ID-VERSATILE

ID-VERSATILE

SNAKEBITE (SB)





A new face milling pattern and SNAKEBITE grooves maximize spin control in both dry and wet conditions.



**SNAKEBITE GROOVE TECHNOLOGY**

An ultra precise CNC milled groove uses sharper edges and a larger groove volume to deliver maximum spin.

**FULL FACE GROOVES (56, 58, 60)**

Full face grooves on the 56, 58, and 60 degree lofts provides maximum spin performance on shots with an open face.

**3 GRINDS: VERSATILE, CLASSIC, WIDELOW**

The "versatile" grind features toe, heel and trailing edge relief, the "classic" grind features a progressive sole width from heel to toe, and the "widelow" grind features a wide sole with reduced bounce.



**PROGRESSIVE NOTCH DESIGN**

A notch design enhances versatility by enabling the leading edge to sit flush with the turf on open shots. The notch is center-aligned on the 48-56 degree lofts and more heelward on the 58-60 degree lofts.



Free Arccos sensors with purchase

| LOFT  | BOUNCE | GRIND     | LIE ANGLE | OFFSET | LENGTH | SWING WEIGHT | SHAFT FLEX | RH/LH |
|-------|--------|-----------|-----------|--------|--------|--------------|------------|-------|
| 48.0° | 8.0°   | VERSATILE | 64.00°    | 1.0    | 35.75" | D2           | S          | RH    |
| 50.0° | 8.0°   | VERSATILE | 64.00°    | 1.0    | 35.75" | D2           | S          | RH    |
| 52.0° | 8.0°   | VERSATILE | 64.00°    | 1.0    | 35.75" | D3           | S          | RH/LH |
| 52.0° | 12.0°  | CLASSIC   | 64.00°    | 1.0    | 35.75" | D3           | S          | RH    |
| 54.0° | 10.0°  | VERSATILE | 64.00°    | 1.0    | 35.5"  | D4           | S          | RH    |
| 56.0° | 7.0°   | WIDELOW   | 64.00°    | 1.0    | 35.5"  | D4           | S          | RH    |
| 56.0° | 10.0°  | VERSATILE | 64.00°    | 1.0    | 35.5"  | D4           | S          | RH/LH |
| 56.0° | 12.0°  | CLASSIC   | 64.00°    | 1.0    | 35.5"  | D4           | S          | RH    |
| 58.0° | 6.0°   | WIDELOW   | 64.00°    | 1.0    | 35.25" | D4           | S          | RH    |
| 58.0° | 8.0°   | VERSATILE | 64.00°    | 1.0    | 35.25" | D4           | S          | RH    |
| 60.0° | 4.0°   | WIDELOW   | 64.00°    | 1.0    | 35.25" | D4           | S          | RH    |
| 60.0° | 8.0°   | VERSATILE | 64.00°    | 1.0    | 35.25" | D4           | S          | RH/LH |
| 60.0° | 11.0°  | CLASSIC   | 64.00°    | 1.0    | 35.25" | D4           | S          | RH    |

| GRIP                                                                                                                                                                                  | SHAFT                                                                                                                                                                                                         | COLORS                                                                   |
|---------------------------------------------------------------------------------------------------------------------------------------------------------------------------------------|---------------------------------------------------------------------------------------------------------------------------------------------------------------------------------------------------------------|--------------------------------------------------------------------------|
| <ul style="list-style-type: none"> <li>GRIP0195 - Lamkin Crossline (58R) - Black (48g)</li> </ul>  | <ul style="list-style-type: none"> <li>Steel: KBS Hi-Rev 2.0 (125g)</li> </ul>  <p>*Graphite available in custom only</p> | <ul style="list-style-type: none"> <li>Chrome &amp; Black QPQ</li> </ul> |



A ONE Length design improves consistency while delivering the same precise performance you'd expect from a specialty wedge.



### ONE LENGTH CONFIGURATION

ONE Length delivers improved consistency and accuracy by encouraging one repeatable setup, ball position, and swing for shot around the green.

### SNAKEBITE GROOVE TECHNOLOGY

An ultra precise CNC milled groove uses sharper edges and a larger groove volume to deliver maximum spin.

### UPDATED FACE MILLING PATTERN

A new face milling pattern produces 50% more spin in wet conditions than the previous generation wedge.



### PROGRESSIVE NOTCH DESIGN

A notch design enhances versatility by enabling the leading edge to sit flush with the turf on open shots. The notch is center-aligned on the 48-56 degree lofts and more heelward on the 58-60 degree lofts.



Free Arccos sensors with purchase

| LOFT  | BOUNCE | GRIND     | LIE ANGLE | OFFSET | LENGTH | SWING WEIGHT | SHAFT FLEX | RH/LH  |
|-------|--------|-----------|-----------|--------|--------|--------------|------------|--------|
| 48.0° | 8.0°   | VERSATILE | 61.5      | 1.0    | 37.25" | D3.5         | S          | RH     |
| 52.0° | 8.0°   | VERSATILE | 61.5      | 1.0    | 37.25" | D3.5         | S          | RH/*LH |
| 54.0° | 10.0°  | VERSATILE | 61.5      | 1.0    | 37.25" | D3.5         | S          | RH     |
| 56.0° | 10.0°  | VERSATILE | 61.5      | 1.0    | 37.25" | D3.5         | S          | RH/*LH |
| 60.0° | 8.0°   | VERSATILE | 61.5      | 1.0    | 37.25" | D3.5         | S          | RH/*LH |

| GRIP                                                                                                                                                                                  | SHAFT                                                                                                                                                                                                         | COLORS                                                   |
|---------------------------------------------------------------------------------------------------------------------------------------------------------------------------------------|---------------------------------------------------------------------------------------------------------------------------------------------------------------------------------------------------------------|----------------------------------------------------------|
| <ul style="list-style-type: none"> <li>GRIP0195 - Lamkin Crossline (58R) - Black (48g)</li> </ul>  | <ul style="list-style-type: none"> <li>Steel: KBS Hi-Rev 2.0 (125g)</li> </ul>  <p>*Graphite available in custom only</p> | <ul style="list-style-type: none"> <li>Chrome</li> </ul> |



A forgiving cavity back design enables you to step up your short game and play every specialty shot with more confidence.



**SNAKEBITE GROOVE TECHNOLOGY**

An ultra precise CNC milled groove uses sharper edges and a larger groove volume to deliver maximum spin.

**UPDATED FACE MILLING PATTERN**

A new face milling pattern produces 50% more spin in wet conditions than the previous generation wedge.

**HOLLOW DESIGN**

An oversized hollow cavity back design provides extreme forgiveness and versatility

**TEARDROP GRIND**

A new teardrop shaped grind provides forgiveness and versatility out of every type of turf and bunker

**TPU INSERT**

A TPU insert behind the sweet spot provides a cushiony feel on every swing.


**FULL FACE GROOVES**

Full face grooves in each loft provide consistent spin across the face.



Free Arccos sensors with purchase

| LOFT  | BOUNCE | GRIND    | LIE ANGLE | OFFSET | LENGTH | SWING WEIGHT | SHAFT FLEX | RH/LH  |
|-------|--------|----------|-----------|--------|--------|--------------|------------|--------|
| 48.0° | 10.0°  | TEARDROP | 65        | 1.0    | 35.75" | D2           | S          | RH/*LH |
| 52.0° | 10.0°  | TEARDROP | 65        | 1.0    | 35.75" | D3           | S          | RH/*LH |
| 56.0° | 14.0°  | TEARDROP | 65        | 1.0    | 35.50" | D4           | S          | RH/LH  |
| 60.0° | 12.0°  | TEARDROP | 65        | 1.0    | 35.25" | D4           | S          | RH/LH  |

| GRIP                                                                                                                                                                                  | SHAFT                                                                                                                                                                                                     | COLORS                                                   |
|---------------------------------------------------------------------------------------------------------------------------------------------------------------------------------------|-----------------------------------------------------------------------------------------------------------------------------------------------------------------------------------------------------------|----------------------------------------------------------|
| <ul style="list-style-type: none"> <li>GRIP0195 - Lamkin Crossline (58R) - Black (48g)</li> </ul>  | <ul style="list-style-type: none"> <li>Steel: KBS MAX 85 (102g)</li> </ul>  <p>*Graphite available in custom only</p> | <ul style="list-style-type: none"> <li>Chrome</li> </ul> |



# SUPER GAME IMPROVEMENT



The T-Rail combo set features a traditional hybrid shape blended with 6 hybrid-irons. The unique setup enables golfers to enjoy immediate improvement in launch, distance and consistency without having to make any adjustments to their swing.



**H.O.T FACE TECHNOLOGY**

H.O.T Face Technology uses artificial intelligence to design a variable thickness pattern that delivers more efficient speed and spin across the face.



**BAFFLER RAILS**

Baffle Rails allow the club to glide effortlessly through any turf condition, making a great shot outcome always possible.



**HOLLOW CONSTRUCTION**

A hollow design through the set gives every club the super power of hybrid-like launch and distance.

**4 HYBRID IN THE SET**



A 4-hybrid launches higher and is more forgiving than a 4-iron, making longer approach shots not just easier, but much more consistent.

| T-RAIL HYBRID | LOFT  | LIE ANGLE | GRAPHITE LENGTH | GRAPHITE SWING WEIGHT | FLEX | RH/LH |
|---------------|-------|-----------|-----------------|-----------------------|------|-------|
| *4H           | 20.0° | 58.50°    | 39.75"          | C8                    | R, A | RH/LH |
| *5H           | 23.0° | 59.00°    | 39.00"          | C8                    | R, A | RH/LH |
| *6H           | 26.0° | 59.50°    | 38.50"          | C8                    | R, A | RH/LH |

\*Hybrids sold in combo set only; 5H & 6H available in a combo set through custom

| CLUB | LOFT  | LIE ANGLE | OFFSET (MM) | GRAPHITE LENGTH | GRAPHITE SWING WEIGHT | *STEEL SWING WEIGHT | GRAPHITE SHAFT FLEX | *STEEL SHAFT FLEX | RH/LH |
|------|-------|-----------|-------------|-----------------|-----------------------|---------------------|---------------------|-------------------|-------|
| 4    | 20.0° | 61.00°    | 4.3         | 39.25"          | C8                    | D1                  | *S, R, A            | S, R              | RH/LH |
| 5    | 23.0° | 61.50°    | 3.8         | 38.50"          | C8                    | D1                  | *S, R, A            | S, R              | RH/LH |
| 6    | 26.0° | 62.00°    | 3.4         | 37.75"          | C8                    | D1                  | *S, R, A            | S, R              | RH/LH |
| 7    | 29.0° | 62.50°    | 3.0         | 37.25"          | C8                    | D1                  | *S, R, A            | S, R              | RH/LH |
| 8    | 34.0° | 63.00°    | 2.6         | 36.75"          | C8                    | D1                  | *S, R, A            | S, R              | RH/LH |
| 9    | 39.0° | 63.50°    | 2.2         | 36.25"          | C8                    | D1                  | *S, R, A            | S, R              | RH/LH |
| PW   | 44.0° | 64.00°    | 1.8         | 36.00"          | C8                    | D1                  | *S, R, A            | S, R              | RH/LH |
| GW   | 50.0° | 64.50°    | 1.4         | 35.75"          | C8                    | D1                  | *S, R, A            | S, R              | RH/LH |
| SW   | 56.0° | 65.00°    | 1.0         | 35.50"          | C8                    | D1                  | *S, R, A            | S, R              | RH/LH |

\*Steel custom only / Graphite Stiff custom only

| STOCK SET COMPOSITION                                                                   | GRIP                                                                                                                                                                                      | SHAFT                                                                                                                                                                                                                                                                           | COLORS                                                       |
|-----------------------------------------------------------------------------------------|-------------------------------------------------------------------------------------------------------------------------------------------------------------------------------------------|---------------------------------------------------------------------------------------------------------------------------------------------------------------------------------------------------------------------------------------------------------------------------------|--------------------------------------------------------------|
| <ul style="list-style-type: none"> <li>Combo Set (Graphite): 4H, 5-PW (R, A)</li> </ul> | <ul style="list-style-type: none"> <li>GRIP0074 - Lamkin Crossline STD (58R) - Black (50g)</li> </ul>  | <ul style="list-style-type: none"> <li>Graphite: COBRA ULTRALITE 50 - S, R (58.5g), ULTRALITE 45 - A (56g)</li> <li>Steel: COBRA ULTRALITE - S, R (115g)</li> <li>**Custom only</li> </ul>  | <ul style="list-style-type: none"> <li>Silver/Red</li> </ul> |

The T-Rail combo set features a traditional hybrid shape blended with 6 hybrid-irons. The unique setup enables golfers to enjoy immediate improvement in launch, distance and consistency without having to make any adjustments to their swing.



**H.O.T FACE TECHNOLOGY**

H.O.T Face Technology uses artificial intelligence to design a variable thickness pattern that delivers more efficient speed and spin across the face.

**BAFFLER RAILS**

Baffler Rails allow the club to glide effortlessly through any turf condition, making a great shot outcome always possible.

**HOLLOW CONSTRUCTION**

A hollow design through the set gives every club the super power of hybrid-like launch and distance.

**4 HYBRID IN THE SET**

A 4-hybrid launches higher and is more forgiving than a 4-iron, making longer approach shots not just easier, but much more consistent.

| T-RAIL HYBRID | LOFT  | LIE ANGLE | GRAPHITE LENGTH | GRAPHITE SWING WEIGHT | FLEX   | RH/LH  |
|---------------|-------|-----------|-----------------|-----------------------|--------|--------|
| *4H           | 20.0° | 58.50°    | 38.75"          | C2                    | LADIES | RH/*LH |
| *5H           | 23.0° | 59.00°    | 38.00"          | C2                    | LADIES | RH/*LH |
| *6H           | 26.0° | 59.50°    | 37.50"          | C2                    | LADIES | RH/*LH |

\*Hybrids sold in combo set only; 4H & 6H available in a combo set through custom

| CLUB | LOFT  | LIE ANGLE | OFFSET (MM) | GRAPHITE LENGTH | GRAPHITE SWING WEIGHT | GRAPHITE SHAFT FLEX | RH/LH  |
|------|-------|-----------|-------------|-----------------|-----------------------|---------------------|--------|
| 5    | 23.0° | 61.50°    | 3.8         | 37.50"          | C2                    | LADIES              | RH/*LH |
| 6    | 26.0° | 62.00°    | 3.4         | 36.75"          | C2                    | LADIES              | RH/*LH |
| 7    | 29.0° | 62.50°    | 3.0         | 36.25"          | C2                    | LADIES              | RH/*LH |
| 8    | 34.0° | 63.00°    | 2.6         | 35.75"          | C2                    | LADIES              | RH/*LH |
| 9    | 39.0° | 63.50°    | 2.2         | 35.25"          | C2                    | LADIES              | RH/*LH |
| PW   | 44.0° | 64.00°    | 1.8         | 35.00"          | C2                    | LADIES              | RH/*LH |
| GW   | 50.0° | 64.50°    | 1.4         | 34.75"          | C2                    | LADIES              | RH/*LH |
| SW   | 56.0° | 65.00°    | 1.0         | 34.50"          | C2                    | LADIES              | RH/*LH |

\*LH Custom Only

| STOCK SET COMPOSITION                                                                | GRIP                                                                                                                                                                                      | SHAFT                                                                                                                                                               | COLORS                                                            |
|--------------------------------------------------------------------------------------|-------------------------------------------------------------------------------------------------------------------------------------------------------------------------------------------|---------------------------------------------------------------------------------------------------------------------------------------------------------------------|-------------------------------------------------------------------|
| <ul style="list-style-type: none"> <li>Combo Set (Graphite): 5H, 6-PW, SW</li> </ul> | <ul style="list-style-type: none"> <li>GRIP0074 - Lamkin Crossline STD (58R) - Black (50g)</li> </ul>  | <ul style="list-style-type: none"> <li>COBRA ULTRALITE 45 - L (52g)</li> </ul>  | <ul style="list-style-type: none"> <li>Silver PVD/Pink</li> </ul> |





# AIR-X

LIGHTER. FASTER.  
EASIER.

The AIR-X products are designed for the beginner to avid golfers with the smoothest swing tempos. Each club is crafted using lightweight components (head, shaft, and grip) to make every swing feel effortless.



## ► OUR LIGHTEST CLUBS GOT EVEN LIGHTER

Weighting just 277 grams, the AIR-X driver is up to 50 grams lighter than traditional drivers. For swing speeds under 90 mph, the lighter weight feels great, helps with delivery timing, and creates a sensation of effortless speed and control. For added forgiveness, the clubs use a blend of offset and heel weighting to help these golfers stay on their intended target line.



▶ **CARBON FIBER CROWN**

Using a lighter carbon fiber material, we were able to remove an additional 2 grams of weight from the head.



▶ **HEEL-BIASED WEIGHTING**

Weight positioned in the heel helps square the clubface quicker at impact for straighter and more controlled drives. An offset hosel adds draw bias and increases dynamic launch.



▶ **LIGHTWEIGHT SHAFT & GRIP**

A sub 50g shaft (48g cut weight) and a 6 gram lighter 37g grip saves 4 grams from the overall club weight and lowers the balance point closer to the head to maintain a proper swing weight.

The AIR-X driver features a lightweight design to promote great feel, and effortless speed for the smoothest swing tempos.



**LIGHTWEIGHT DESIGN**

Using a lighter head, shaft (48g) and grip (37g) makes the club feel significantly lighter and easier to swing compared to a traditional driver.

**CARBON CROWN**

Using a lighter carbon crown material, we were able to remove an additional 2 grams of weight from the head.

**BACK/HEEL WEIGHTING**

Weight is localized in the back and heel to create stability on off center hits with draw bias for those that need it.

**OFFSET DESIGN**

In addition to heel weighting, a new hosel design with 20% more offset helps to further eliminate a golfers' slice so they can find more fairways.

**ALSO AVAILABLE IN STRAIGHT NECK**

For those who prefer a traditional look at address with no offset, a straight-neck version is also available.

| LOFTS                                  | LIE ANGLE | WEIGHTING       | LENGTH | SW   | SHAFT FLEX | RH/LH |
|----------------------------------------|-----------|-----------------|--------|------|------------|-------|
| OS: 9.5° (RH) 10.5° (RH/LH) 11.5° (RH) | 60.00°    | FIXED BACK/HEEL | 46.00" | D1.5 | S, R, A    | RH/LH |
| SN: 9.5° (RH) 10.5° (RH/LH) 11.5° (RH) |           |                 |        |      |            |       |

| GRIP                                                                                                                                                                          | SHAFT                                                                                                                                                                 | COLORS                                                              |
|-------------------------------------------------------------------------------------------------------------------------------------------------------------------------------|-----------------------------------------------------------------------------------------------------------------------------------------------------------------------|---------------------------------------------------------------------|
| <ul style="list-style-type: none"> <li>Lamkin REL Standard (58R) - Black (37g)</li> </ul>  | <ul style="list-style-type: none"> <li>COBRA ULTRALITE 40 (50g uncut)</li> </ul>  | <ul style="list-style-type: none"> <li>Revolver Grey/Red</li> </ul> |

The AIR-X fairway features a lightweight design to promote great feel, and effortless speed for the smoothest swing tempos.



**LIGHTWEIGHT DESIGN**

Using a lighter head, shaft (48g) and grip (41g) makes the club feel significantly lighter and easier to swing compared to a traditional fairway.

**CARBON CROWN**

Using a lighter carbon crown material, we were able to remove an additional 2 grams of weight from the head.

**BACK/HEEL WEIGHTING**

Weight is localized in the back and heel to create stability on off center hits with draw bias for those that need it.

**OFFSET DESIGN**

An offset hosel helps to eliminate a golfers' slice so they can hit straighter and more accurate shots.

| FAIRWAY | LOFT  | HEAD VOLUME | LIE ANGLE | LENGTH | SWING WEIGHT | SHAFT FLEX | RH/LH |
|---------|-------|-------------|-----------|--------|--------------|------------|-------|
| 3W      | 16.0° | 172.5cc     | 57.00°    | 43.00" | D0           | S, R, A    | RH/LH |
| 5W      | 20.0° | 165.3cc     | 58.00°    | 42.50" | D0           | S, R, A    | RH/LH |
| 7W      | 23.0° | 158.6cc     | 59.00°    | 42.00" | D0           | S, R, A    | RH    |

| GRIP                                                                                                                                                                          | SHAFT                                                                                                                                                                 | COLORS                                                              |
|-------------------------------------------------------------------------------------------------------------------------------------------------------------------------------|-----------------------------------------------------------------------------------------------------------------------------------------------------------------------|---------------------------------------------------------------------|
| <ul style="list-style-type: none"> <li>Lamkin REL Standard (58R) - Black (41g)</li> </ul>  | <ul style="list-style-type: none"> <li>COBRA ULTRALITE 50 (55g uncut)</li> </ul>  | <ul style="list-style-type: none"> <li>Revolver Grey/Red</li> </ul> |

The AIR-X hybrid features a lightweight design to promote great feel, and effortless speed for the smoothest swing tempos.



**LIGHTWEIGHT DESIGN**

Using a lighter head, shaft (48g) and grip (41g) makes the club feel significantly lighter and easier to swing compared to a traditional hybrid.

**FORGED FACE INSERT**

A thin forged face insert enhances ball speed for smoother tempo swings.

**BACK/HEEL WEIGHTING**

Weight is localized in the back and heel to create stability on off center hits with draw bias for those that need it.

**OFFSET DESIGN**

An offset hosel helps to eliminate a golfers' slice so they can hit straighter and more accurate shots.

| HYBRID | LOFT  | HEAD VOLUME | LIE ANGLE | LENGTH | SWING WEIGHT | SHAFT FLEX | RH/LH |
|--------|-------|-------------|-----------|--------|--------------|------------|-------|
| 3H     | 19.0° | 116.8cc     | 59.00°    | 40.50" | C7.5         | S, R, A    | RH/LH |
| 4H     | 22.0° | 116.1cc     | 59.50°    | 39.75" | C7.5         | S, R, A    | RH/LH |
| 5H     | 25.0° | 114.8cc     | 60.00°    | 39.00" | C7.5         | S, R, A    | RH/LH |
| 6H     | 28.0° | 112.2cc     | 60.50°    | 38.50" | C7.5         | S, R, A    | RH/LH |
| 7H     | 31.0° | 111.6cc     | 61.00°    | 38.00" | C7.5         | S, R, A    | RH    |

| GRIP                                                                                                                                                                          | SHAFT                                                                                                                                                                                          | COLORS                                                              |
|-------------------------------------------------------------------------------------------------------------------------------------------------------------------------------|------------------------------------------------------------------------------------------------------------------------------------------------------------------------------------------------|---------------------------------------------------------------------|
| <ul style="list-style-type: none"> <li>Lamkin REL Standard (58R) - Black (41g)</li> </ul>  | <ul style="list-style-type: none"> <li>COBRA ULTRALITE 50 - S, R (55g), ULTRALITE 45 - A (55g)</li> </ul>  | <ul style="list-style-type: none"> <li>Revolver Grey/Red</li> </ul> |

The AIR-X irons feature a lightweight design to promote great feel, and effortless speed for the smoothest swing tempos.



**LIGHTWEIGHT DESIGN**

Using a lighter head, shaft (48g) and grip (41g) makes the club feel significantly lighter and easier to swing compared to a traditional iron.

**VARIABLE THICKNESS FACE**

A variable thickness face design is thinner in the heel and toe to promote more speed on off-center hits.

**LOW PROFILE DESIGN**

A low profile, cavity back design with greater lofts will help golfers launch it higher and longer, effortlessly.

**OFFSET DESIGN**

An offset hosel helps to eliminate a golfers' slice so they can hit straighter and more accurate shots.

| CLUB | LOFT  | LIE ANGLE | OFFSET (MM) | LENGTH | GRAPHITE SW | STEEL SW | GRAPHITE SHAFT FLEX | STEEL SHAFT FLEX | RH/LH |
|------|-------|-----------|-------------|--------|-------------|----------|---------------------|------------------|-------|
| 4    | 21.0° | 62.50°    | 6.7         | 39.25" | C7.5        | D1       | S, R, A             | S, R             | RH/LH |
| 5    | 24.0° | 62.50°    | 6.1         | 38.50" | C7.5        | D1       | S, R, A             | S, R             | RH/LH |
| 6    | 27.0° | 62.50°    | 5.4         | 37.75" | C7.5        | D1       | S, R, A             | S, R             | RH/LH |
| 7    | 30.5° | 62.50°    | 4.7         | 37.25" | C7.5        | D1       | S, R, A             | S, R             | RH/LH |
| 8    | 34.5° | 63.00°    | 4.0         | 36.75" | C7.5        | D1       | S, R, A             | S, R             | RH/LH |
| 9    | 39°   | 63.50°    | 3.1         | 36.25" | C7.5        | D1       | S, R, A             | S, R             | RH/LH |
| PW   | 44.0° | 64.00°    | 2.4         | 36.00" | C8          | D1       | S, R, A             | S, R             | RH/LH |
| GW   | 49.0° | 64.00°    | 1.7         | 35.75" | C9          | D2       | S, R, A             | S, R             | RH/LH |
| SW   | 54.0° | 64.00°    | 1.0         | 35.50" | C9          | D2       | S, R, A             | S, R             | RH/LH |

| STOCK SET COMPOSITION                                                                                                                                                           | GRIP                                                                                      | SHAFT                                                                                                                                                             | COLORS                                                        |
|---------------------------------------------------------------------------------------------------------------------------------------------------------------------------------|-------------------------------------------------------------------------------------------|-------------------------------------------------------------------------------------------------------------------------------------------------------------------|---------------------------------------------------------------|
| <ul style="list-style-type: none"> <li>5H, 6H, 7-GW (GRAPHITE LITE)</li> <li>4H, 5H, 6-PW (GRAPHITE REG)</li> <li>5-GW (STEEL)</li> </ul> <p>*Graphite iron set custom only</p> | <ul style="list-style-type: none"> <li>Lamkin REL Standard (58R) - Black (41g)</li> </ul> | <ul style="list-style-type: none"> <li>Graphite: COBRA ULTRALITE 50 - S, R (55g), ULTRALITE 45 - A (55g)</li> <li>Steel: COBRA ULTRALITE - S, R (115g)</li> </ul> | <ul style="list-style-type: none"> <li>Chrome/ Red</li> </ul> |



The AIR-X Women's driver features a lightweight design to promote great feel, and effortless speed for the smoothest swing tempos.



**LIGHTWEIGHT DESIGN**

Using a lighter head, shaft (48g) and grip (37g) makes the club feel significantly lighter and easier to swing compared to a traditional driver.

**CARBON CROWN**

Using a lighter carbon crown material, we were able to remove an additional 2 grams of weight from the head.

**BACK/HEEL WEIGHTING**

Weight is localized in the back and heel to create stability on off center hits with draw bias for those that need it.



**OFFSET DESIGN**

In addition to heel weighting, a new hosel design with 20% more offset helps to further eliminate a golfers' slice so they can find more fairways.

**ALSO AVAILABLE IN STRAIGHT NECK**

For those who prefer a traditional look at address with no offset, a straight-neck version is also available.

| LOFTS |            |               | LIE ANGLE | WEIGHTING       | LENGTH | SWING WEIGHT | SHAFT FLEX | RH/LH |
|-------|------------|---------------|-----------|-----------------|--------|--------------|------------|-------|
| OS:   | 11.5° (RH) | 15.0° (RH/LH) | 60.0°     | FIXED BACK/HEEL | 44.75" | C5           | LADIES     | RH/LH |

| GRIP                                                                                                                                                                           | SHAFT                                                                                                                                                                   | COLORS                                                        |
|--------------------------------------------------------------------------------------------------------------------------------------------------------------------------------|-------------------------------------------------------------------------------------------------------------------------------------------------------------------------|---------------------------------------------------------------|
| <ul style="list-style-type: none"> <li>Lamkin REL Undersize (60R) - Black (41g)</li> </ul>  | <ul style="list-style-type: none"> <li>COBRA ULTRALITE 40 (46.5g uncut)</li> </ul>  | <ul style="list-style-type: none"> <li>Black/Lilac</li> </ul> |

The AIR-X Women's Fairway features a lightweight design to promote great feel, and effortless speed for the smoothest swing tempos.



**LIGHTWEIGHT DESIGN**

Using a lighter head, shaft (48g) and grip (41g) makes the club feel significantly lighter and easier to swing compared to a traditional fairway.

**CARBON CROWN**

Using a lighter carbon crown material, we were able to remove an additional 2 grams of weight from the head.


**BACK/HEEL WEIGHTING**

Weight is localized in the back and heel to create stability on off center hits with draw bias for those that need it.

**OFFSET DESIGN**

An offset hosel helps to eliminate a golfers' slice so they can hit straighter and more accurate shots.

| FAIRWAY | LOFT  | HEAD VOLUME | LIE ANGLE | LENGTH | SWING WEIGHT | SHAFT FLEX | RH/LH |
|---------|-------|-------------|-----------|--------|--------------|------------|-------|
| 3W      | 19.0° | 170.4cc     | 58.00°    | 42.25" | C3.5         | LADIES     | RH/LH |
| 5W      | 23.0° | 158.6cc     | 59.00°    | 41.75" | C3.5         | LADIES     | RH/LH |
| 7W      | 27.0° | 153.2cc     | 60.00°    | 41.25" | C3.5         | LADIES     | RH    |

| GRIP                                                                                                                                                                           | SHAFT                                                                                                                                                                 | COLORS                                                        |
|--------------------------------------------------------------------------------------------------------------------------------------------------------------------------------|-----------------------------------------------------------------------------------------------------------------------------------------------------------------------|---------------------------------------------------------------|
| <ul style="list-style-type: none"> <li>Lamkin REL Undersize (60R) - Black (41g)</li> </ul>  | <ul style="list-style-type: none"> <li>COBRA ULTRALITE 45 (50g uncut)</li> </ul>  | <ul style="list-style-type: none"> <li>Black/lilac</li> </ul> |

The AIR-X Women's hybrid features a lightweight design to promote great feel, and effortless speed for the smoothest swing tempos.



**LIGHTWEIGHT DESIGN**

Using a lighter head, shaft (48g) and grip (41g) makes the club feel significantly lighter and easier to swing compared to a traditional hybrid.

**FORGED FACE INSERT**

A thin forged face insert enhances ball speed for smoother tempo swings.

**BACK/HEEL WEIGHTING**

Weight is localized in the back and heel to create stability on off center hits with draw bias for those that need it.

**OFFSET DESIGN**

An offset hosel helps to eliminate a golfers' slice so they can hit straighter and more accurate shots.

| HYBRID | LOFT  | HEAD VOLUME | LIE ANGLE | LENGTH | SWING WEIGHT | SHAFT FLEX | RH/LH |
|--------|-------|-------------|-----------|--------|--------------|------------|-------|
| 4H     | 23.0° | 116.1cc     | 59.50°    | 38.75" | C2.5         | LADIES     | RH/LH |
| 5H     | 26.0° | 114.8cc     | 60.00°    | 38.00" | C2.5         | LADIES     | RH/LH |
| 6H     | 29.0° | 112.2cc     | 60.50°    | 37.50" | C2.5         | LADIES     | RH/LH |
| 7H     | 32.0° | 111.6cc     | 61.00°    | 37.00" | C2.5         | LADIES     | RH    |

| GRIP                                                                                                                                                                           | SHAFT                                                                                                                                                                 | COLORS                                                        |
|--------------------------------------------------------------------------------------------------------------------------------------------------------------------------------|-----------------------------------------------------------------------------------------------------------------------------------------------------------------------|---------------------------------------------------------------|
| <ul style="list-style-type: none"> <li>Lamkin REL Undersize (60R) - Black (41g)</li> </ul>  | <ul style="list-style-type: none"> <li>COBRA ULTRALITE 45 (50g uncut)</li> </ul>  | <ul style="list-style-type: none"> <li>Black/Lilac</li> </ul> |

The AIR-X Women's irons feature a lightweight design to promote great feel, and effortless speed for the smoothest swing tempos.



**LIGHTWEIGHT DESIGN**

Using a lighter head, shaft (48g) and grip (41g) makes the club feel significantly lighter and easier to swing compared to a traditional iron.

**VARIABLE THICKNESS FACE**

A variable thickness face design is thinner in the heel and toe to promote more speed on off-center hits.

**LOW PROFILE DESIGN**

A low profile, cavity back design with greater lofts will help golfers launch it higher and longer, effortlessly.

**OFFSET DESIGN**

An offset hosel helps to eliminate a golfers' slice so they can hit straighter and more accurate shots.

| CLUB | LOFT  | LIE ANGLE | OFFSET (MM) | GRAPHITE LENGTH | GRAPHITE SWING WEIGHT | GRAPHITE SHAFT FLEX | RH/LH |
|------|-------|-----------|-------------|-----------------|-----------------------|---------------------|-------|
| 5    | 24.0° | 62.50°    | 6.1         | 37.75"          | C3                    | LADIES              | RH/LH |
| 6    | 27.0° | 62.50°    | 5.4         | 37.00"          | C3                    | LADIES              | RH/LH |
| 7    | 30.5° | 62.50°    | 4.7         | 36.50"          | C3                    | LADIES              | RH/LH |
| 8    | 34.5° | 63.00°    | 4.0         | 36.00"          | C3                    | LADIES              | RH/LH |
| 9    | 39.0° | 63.50°    | 3.1         | 35.50"          | C3                    | LADIES              | RH/LH |
| PW   | 44.0° | 64.00°    | 2.4         | 35.25"          | C3                    | LADIES              | RH/LH |
| GW   | 49.0° | 64.00°    | 1.7         | 35.00"          | C4                    | LADIES              | RH/LH |
| SW   | 54.0° | 64.00°    | 1.0         | 34.75"          | C4                    | LADIES              | RH/LH |

| STOCK SET COMPOSITION                                          | GRIP                                                                                                                                                                           | SHAFT                                                                                                                                                               | COLORS                                                         |
|----------------------------------------------------------------|--------------------------------------------------------------------------------------------------------------------------------------------------------------------------------|---------------------------------------------------------------------------------------------------------------------------------------------------------------------|----------------------------------------------------------------|
| <ul style="list-style-type: none"> <li>5H, 6H, 7-GW</li> </ul> | <ul style="list-style-type: none"> <li>Lamkin REL Undersize (60R) - Black (41g)</li> </ul>  | <ul style="list-style-type: none"> <li>COBRA ULTRALITE 45 - L (50g)</li> </ul>  | <ul style="list-style-type: none"> <li>Chrome/Lilac</li> </ul> |

# KING<sup>®</sup> PUTTERS

## 3D PRINTED PUTTER SERIES

The KING 3D Printed line is the only family of putters to feature a high MOI 3D printed multi-material construction for advanced stability and roll consistency. Three unique shapes ranging from an oversize blade (Grandsport), to an oversize fang (Supernova), to an oversize mallet (Agera) provide distinct performances for a variety of putting strokes and preferences. Each are available in select hosel configurations.



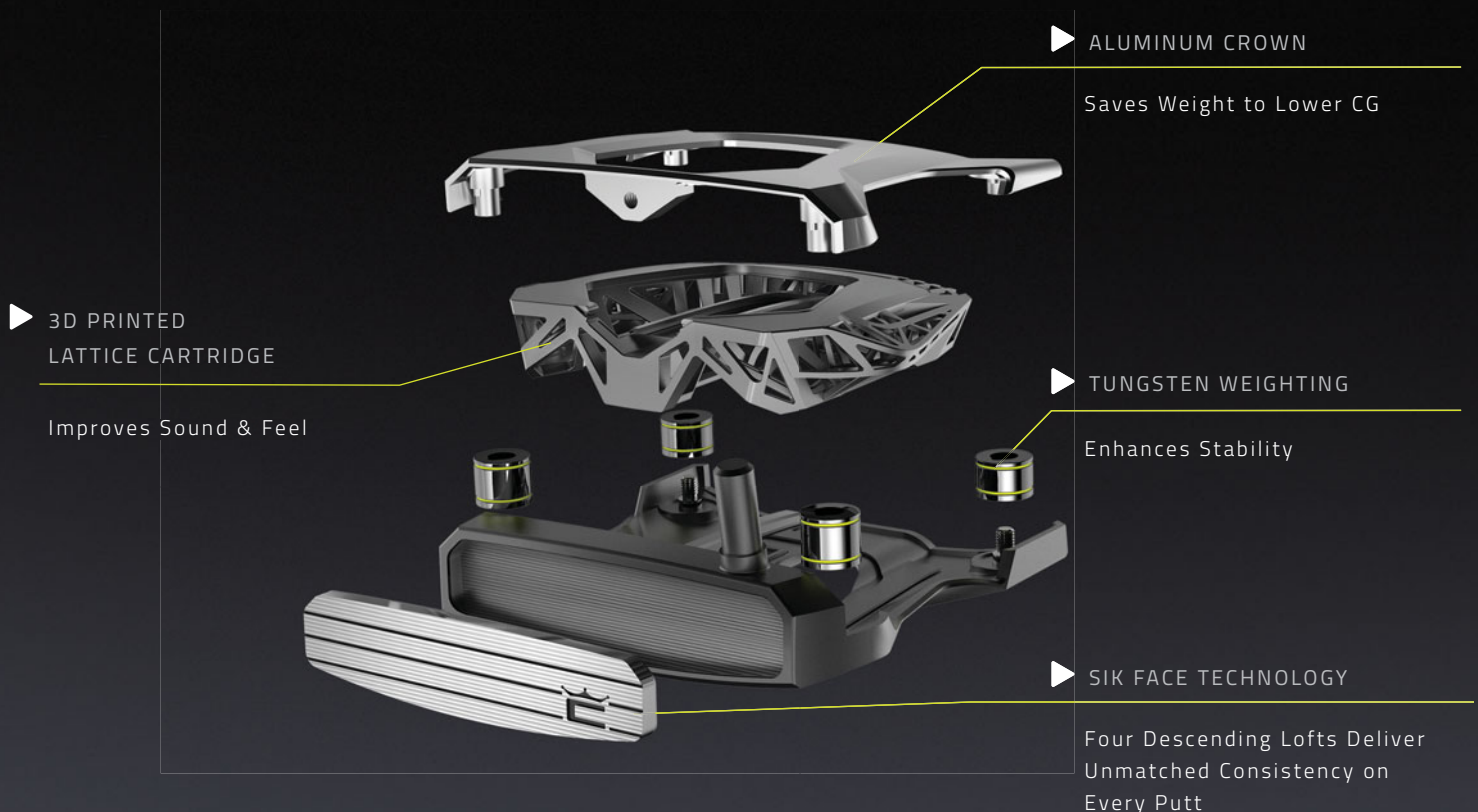
*AGERA  
AGERA ARMLOCK  
AGERA-30*



*SUPERNOVA  
SUPERNOVA-20  
SUPERNOVA-30*



*GRANDSPORT-35  
GRANDSPORT ARMLOCK*





# *Vintage* PUTTER SERIES

The KING Vintage family features classic looks with modern performance. Four classic shapes ranging from a blade (Sport), an oversize blade (Widesport), Fang (Nova), and Oversize Mallets (Stingray & Cuda) feature body lines and names that are inspired by classic cars. Each shape is available in select hosel configurations to fit a wide range of putting styles.



*SPORT-45*  
*SPORT-60*

*WIDESPORT*

*NOVA*  
*NOVA-40*

*STINGRAY*  
*STINGRAY-20*  
*STINGRAY-40*

*CUDA*  
*CUDA-40*

▶ SIK FACE TECHNOLOGY

Four Descending Lofts Deliver Unmatched Consistency On Every Putt

▶ STAINLESS STEEL CONSTRUCTION

Enhances MOI For Stability

▶ ADJUSTABLE WEIGHTING SYSTEM

Heavier Or Lighter Weights Fine Tune Swing Weight And Feel





The KING GrandSport-35 features a Plumbers Neck hosel that is suitable for those that putt with a moderate arc in their stroke. An oversized blade shape features a multi-material 3D printed construction and SIK Face Technology to deliver the straightest and truest rolls on every putt.



**MULTI-MATERIAL CONSTRUCTION**

An oversize blade shape combines a 3D printed nylon lattice cartridge, a 286g steel frame, a 21g aluminum cap, and 30g of tungsten in the heel and toe to provide the highest MOI for maximum stability.

**3D PRINTED NYLON CARTRIDGE**

An intricate 3D printed nylon lattice structure optimizes the weight distribution within the putter head to create the highest MOI possible for maximum stability.

**SIK ALUMINUM FACE INSERT**

An aluminum face insert features SIK Golf's proprietary Descending Loft Technology (DLT), which utilizes 4 descending lofts to ensure the most consistent and accurate roll for every style of putting stroke.

**ONE LENGTH SETUP AVAILABLE**

The KING GRANDSPORT-35 ONE Length putter features an oversize mallet shape, and is configured at 37.5" to accommodate players that play ONE Length irons, or prefer a taller posture at address to promote consistency and help relieve back pain.



Free Arccos sensors with purchase

| HOSEL TYPE                | TOE HANG | CUT LENGTH | HEAD WEIGHT | LOFT           | LIE ANGLE | RH/LH |
|---------------------------|----------|------------|-------------|----------------|-----------|-------|
| PLUMBER NECK              | 35°      | 34.00"     | 375g        | 4°, 3°, 2°, 1° | 70°       | RH/LH |
| PLUMBER NECK              | 35°      | 35.00"     | 375g        | 4°, 3°, 2°, 1° | 70°       | RH/LH |
| PLUMBER NECK (ONE LENGTH) | 35°      | 37.50"     | 375g        | 4°, 3°, 2°, 1° | 70°       | RH/LH |

| GRIP                                                                                                                                                                           | SHAFT                                                                                                                                                 | COLORS                                                                              |
|--------------------------------------------------------------------------------------------------------------------------------------------------------------------------------|-------------------------------------------------------------------------------------------------------------------------------------------------------|-------------------------------------------------------------------------------------|
| <ul style="list-style-type: none"> <li>COBRA SuperStroke Traxion Tour 2.0 (55g)</li> </ul>  | <ul style="list-style-type: none"> <li>KBS 120 Putter</li> </ul>  | <ul style="list-style-type: none"> <li>Silver/Black</li> <li>Black/Black</li> </ul> |

The KING GrandSport Armlock putter is designed in a 41" setup to promote the most consistent stroke for players that prefer to rest the grip and shaft against their lead forearm.



**ARMLOCK DESIGN**

An armlock setup increases consistency by eliminating any variations in shaft angle through the putting stroke. A longer length and an oversize grip allows the user to rest the grip and shaft against their lead forearm for maximum stability.

**MULTI-MATERIAL CONSTRUCTION**

The design combines a 3D printed nylon lattice cartridge, a 304g steel frame, a 21g aluminum cap, and 30g of tungsten in the heel and toe to provide the highest MOI in a blade shape for maximum stability.

**3D PRINTED NYLON INSERT**

An intricate 3D printed nylon lattice cartridge structure optimizes the weight distribution within the putter head to create the highest MOI possible for maximum stability.

**SIK ALUMINUM FACE INSERT**

An aluminum face insert features SIK Golf's proprietary Descending Loft Technology (DLT), which utilizes 4 descending lofts to ensure the most consistent and accurate roll for every style of putting stroke.



Free Arccos sensors with purchase

| HOSEL TYPE      | TOE HANG | CUT LENGTH | HEAD WEIGHT | LOFT           | LIE ANGLE | RH/LH |
|-----------------|----------|------------|-------------|----------------|-----------|-------|
| ARMLOCK PLUMBER | 45°      | 41.00"     | 390g        | 7°, 6°, 5°, 4° | 72°       | RH/LH |

| GRIP                                                                                                                                                                             | SHAFT                                                                                                                                                 | COLORS                                                                              |
|----------------------------------------------------------------------------------------------------------------------------------------------------------------------------------|-------------------------------------------------------------------------------------------------------------------------------------------------------|-------------------------------------------------------------------------------------|
| <ul style="list-style-type: none"> <li>COBRA Superstroke Traxion Flatso 17 (104g)</li> </ul>  | <ul style="list-style-type: none"> <li>KBS 120 Putter</li> </ul>  | <ul style="list-style-type: none"> <li>Silver/Black</li> <li>Black/Black</li> </ul> |

The KING Supernova putter a single bend hosel that is suitable for those with straight back and straight through putting strokes. An oversize fang shape features a 3D printed multi-material construction and SIK Face Technology to deliver the straightest and truest rolls on every putt.



**MULTI-MATERIAL CONSTRUCTION**

An oversize fang shape combines a 3D printed nylon lattice cartridge, a 291g steel frame, an 18g aluminum cap, and 42g of tungsten on the perimeter to provide the maximum stability for increased consistency.

**3D PRINTED NYLON CARTRIDGE**

An intricate 3D printed nylon lattice structure optimizes the weight distribution within the putter head to create the highest MOI possible for maximum stability.

**SIK ALUMINUM FACE INSERT**

An aluminum face insert features SIK Golf's proprietary Descending Loft Technology (DLT), which utilizes 4 descending lofts to ensure the most consistent and accurate roll for every style of putting stroke.



Free Arccos sensors with purchase

| HOSEL TYPE  | TOE HANG | CUT LENGTH | HEAD WEIGHT | LOFT           | LIE ANGLE | RH/LH |
|-------------|----------|------------|-------------|----------------|-----------|-------|
| SINGLE BEND | 0°       | 34.00"     | 375g        | 4°, 3°, 2°, 1° | 70°       | RH/LH |
| SINGLE BEND | 0°       | 35.00"     | 375g        | 4°, 3°, 2°, 1° | 70°       | RH/LH |

| GRIP                                                                                                                                                                           | SHAFT                                                                                                                                                 | COLORS                                                                              |
|--------------------------------------------------------------------------------------------------------------------------------------------------------------------------------|-------------------------------------------------------------------------------------------------------------------------------------------------------|-------------------------------------------------------------------------------------|
| <ul style="list-style-type: none"> <li>COBRA SuperStroke Traxion Tour 2.0 (55g)</li> </ul>  | <ul style="list-style-type: none"> <li>KBS 120 Putter</li> </ul>  | <ul style="list-style-type: none"> <li>Silver/Black</li> <li>Black/Black</li> </ul> |

The KING Supernova 20 putter features a flow neck hosel that is suitable for those that putt with a slight arc in their stroke and are looking for enhanced stability in an oversize fang shape.



**MULTI-MATERIAL CONSTRUCTION**

An oversize fang shape combines a 3D printed nylon lattice cartridge, a 291g steel frame, an 18g aluminum cap, and 42g of tungsten on the perimeter to provide the maximum stability for increased consistency.

**3D PRINTED NYLON CARTRIDGE**

An intricate 3D printed nylon lattice structure optimizes the weight distribution within the putter head to create the highest MOI possible for maximum stability.


**SIK ALUMINUM FACE INSERT**

An aluminum face insert features SIK Golf's proprietary Descending Loft Technology (DLT), which utilizes 4 descending lofts to ensure the most consistent and accurate roll for every style of putting stroke.



Free Arccos sensors with purchase

| HOSEL TYPE | TOE HANG | CUT LENGTH | HEAD WEIGHT | LOFT           | LIE ANGLE | RH/LH |
|------------|----------|------------|-------------|----------------|-----------|-------|
| FLOW NECK  | 20°      | 34.00"     | 375g        | 4°, 3°, 2°, 1° | 70°       | RH/LH |
| FLOW NECK  | 20°      | 35.00"     | 375g        | 4°, 3°, 2°, 1° | 70°       | RH/LH |

| GRIP                                                                                                                                                                           | SHAFT                                                                                                                                                 | COLORS                                                                              |
|--------------------------------------------------------------------------------------------------------------------------------------------------------------------------------|-------------------------------------------------------------------------------------------------------------------------------------------------------|-------------------------------------------------------------------------------------|
| <ul style="list-style-type: none"> <li>COBRA SuperStroke Traxion Tour 2.0 (55g)</li> </ul>  | <ul style="list-style-type: none"> <li>KBS 120 Putter</li> </ul>  | <ul style="list-style-type: none"> <li>Silver/Black</li> <li>Black/Black</li> </ul> |

The KING Supernova 30 putter features a slant neck hosel that is suitable for those that putt with a moderate arc in their stroke and are looking for enhanced stability in an oversize fang shape.



**MULTI-MATERIAL CONSTRUCTION**

An oversize fang shape combines a 3D printed nylon lattice cartridge, a 291g steel frame, an 18g aluminum cap, and 42g of tungsten on the perimeter to provide the maximum stability for increased consistency.

**3D PRINTED NYLON CARTRIDGE**

An intricate 3D printed nylon lattice structure optimizes the weight distribution within the putter head to create the highest MOI possible for maximum stability.

**SIK ALUMINUM FACE INSERT**

An aluminum face insert features SIK Golf's proprietary Descending Loft Technology (DLT), which utilizes 4 descending lofts to ensure the most consistent and accurate roll for every style of putting stroke.




Free Arccos sensors with purchase

| HOSEL TYPE  | TOE HANG | CUT LENGTH | HEAD WEIGHT | LOFT           | LIE ANGLE | RH/LH |
|-------------|----------|------------|-------------|----------------|-----------|-------|
| SHORT SLANT | 30°      | 34.00"     | 375g        | 4°, 3°, 2°, 1° | 70°       | RH/LH |
| SHORT SLANT | 30°      | 35.00"     | 375g        | 4°, 3°, 2°, 1° | 70°       | RH/LH |

| GRIP                                                                                                                                                                           | SHAFT                                                                                                                                                 | COLORS                                                                              |
|--------------------------------------------------------------------------------------------------------------------------------------------------------------------------------|-------------------------------------------------------------------------------------------------------------------------------------------------------|-------------------------------------------------------------------------------------|
| <ul style="list-style-type: none"> <li>COBRA SuperStroke Traxion Tour 2.0 (55g)</li> </ul>  | <ul style="list-style-type: none"> <li>KBS 120 Putter</li> </ul>  | <ul style="list-style-type: none"> <li>Silver/Black</li> <li>Black/Black</li> </ul> |

With an MOI over 7400, the KING Agera putter is the most forgiving putter on the market today. An oversize mallet shape features a single bend hosel that is suitable for those with straight back and straight through putting strokes.



**MULTI-MATERIAL CONSTRUCTION**

An oversize mallet shape combines a 3D printed nylon lattice cartridge, a 261g steel frame, a 27g aluminum cap, and 53g of tungsten on the perimeter to create the highest MOI ever in an oversized mallet shape.

**3D PRINTED NYLON CARTRIDGE**

An intricate 3D printed nylon lattice structure optimizes the weight distribution within the putter head to create the highest MOI possible for maximum stability.

**SIK ALUMINUM FACE INSERT**

An aluminum face insert features SIK Golf's proprietary Descending Loft Technology (DLT), which utilizes 4 descending lofts to ensure the most consistent and accurate roll for every style of putting stroke.

**ONE LENGTH SETUP AVAILABLE**

The KING Agera ONE Length putter features an oversize mallet shape, and is configured at 37.5" to accommodate players that play ONE Length irons, or prefer a taller posture at address to promote consistency and help relieve back pain.




Free Arccos sensors with purchase

| HOSEL TYPE             | TOE HANG | CUT LENGTH | HEAD WEIGHT | LOFT           | LIE ANGLE | RH/LH |
|------------------------|----------|------------|-------------|----------------|-----------|-------|
| SINGLE BEND            | 0°       | 34.00"     | 380g        | 4°, 3°, 2°, 1° | 70°       | RH/LH |
| SINGLE BEND            | 0°       | 35.00"     | 380g        | 4°, 3°, 2°, 1° | 70°       | RH/LH |
| SINGLE BEND ONE LENGTH | 0°       | 37.50"     | 380g        | 7°, 6°, 5°, 4° | 70°       | RH/LH |

| GRIP                                                                                                                                                                           | SHAFT                                                                                                                                                 | COLORS                                                                              |
|--------------------------------------------------------------------------------------------------------------------------------------------------------------------------------|-------------------------------------------------------------------------------------------------------------------------------------------------------|-------------------------------------------------------------------------------------|
| <ul style="list-style-type: none"> <li>COBRA SuperStroke Traxion Tour 2.0 (55g)</li> </ul>  | <ul style="list-style-type: none"> <li>KBS 120 Putter</li> </ul>  | <ul style="list-style-type: none"> <li>Silver/Black</li> <li>Black/Black</li> </ul> |



The KING Agera Armlock putter is designed in a 41" setup to promote the most consistent stroke for players that prefer to rest the grip and shaft against their lead forearm.



**ARMLOCK DESIGN**

An armlock setup increases consistency by eliminating any variations in shaft angle through the putting stroke. A longer length and an oversize grip allows the user to rest the grip and shaft against their lead forearm for maximum stability.

**MULTI-MATERIAL CONSTRUCTION**

The design combines a 3D printed nylon lattice cartridge, a 261g steel frame, a 27g aluminum cap, and 53g of tungsten on the perimeter to create the highest MOI ever in an oversized mallet shape.

**3D PRINTED NYLON Cartridge**

An intricate 3D printed nylon lattice structure optimizes the weight distribution within the putter head to create the highest MOI possible for maximum stability.

**SIK ALUMINUM FACE INSERT**

An aluminum face insert features SIK Golf's proprietary Descending Loft Technology (DLT), which utilizes 4 descending lofts to ensure the most consistent and accurate roll for every style of putting stroke.




Free Arccos sensors with purchase

| HOSEL TYPE          | TOE HANG | CUT LENGTH | HEAD WEIGHT | LOFT           | LIE ANGLE | RH/LH |
|---------------------|----------|------------|-------------|----------------|-----------|-------|
| SINGLE BEND ARMLOCK | 0°       | 41.00"     | 380g        | 7°, 6°, 5°, 4° | 72°       | RH/LH |

| GRIP                                                                                                                                                                             | SHAFT                                                                                                                                                 | COLORS                                                                              |
|----------------------------------------------------------------------------------------------------------------------------------------------------------------------------------|-------------------------------------------------------------------------------------------------------------------------------------------------------|-------------------------------------------------------------------------------------|
| <ul style="list-style-type: none"> <li>COBRA Superstroke Traxion Flatso 17 (104g)</li> </ul>  | <ul style="list-style-type: none"> <li>KBS 120 Putter</li> </ul>  | <ul style="list-style-type: none"> <li>Silver/Black</li> <li>Black/Black</li> </ul> |

The KING Agera 30 putter features a slant neck hosel that is suitable for those that putt with a moderate arc in their stroke and are looking for maximum stability in an oversize mallet shape.



**MULTI-MATERIAL CONSTRUCTION**

An oversize mallet shape combines a 3D printed nylon lattice cartridge, a 261g steel frame, a 27g aluminum cap, and 53g of tungsten on the perimeter to create the highest MOI ever in an oversized mallet shape.

**3D PRINTED NYLON CARTRIDGE**

An intricate 3D printed nylon lattice structure optimizes the weight distribution within the putter head to create the highest MOI possible for maximum stability.



**SIK ALUMINUM FACE INSERT**

An aluminum face insert features SIK Golf's proprietary Descending Loft Technology (DLT), which utilizes 4 descending lofts to ensure the most consistent and accurate roll for every style of putting stroke.



Free Arccos sensors with purchase

| HOSEL TYPE  | TOE HANG | CUT LENGTH | HEAD WEIGHT | LOFT           | LIE ANGLE | RH/LH |
|-------------|----------|------------|-------------|----------------|-----------|-------|
| SHORT SLANT | 30°      | 34.00"     | 380g        | 4°, 3°, 2°, 1° | 70°       | RH/LH |
| SHORT SLANT | 30°      | 35.00"     | 380g        | 4°, 3°, 2°, 1° | 70°       | RH/LH |

| GRIP                                                                                                                                                                           | SHAFT                                                                                                                                                 | COLORS                                                                              |
|--------------------------------------------------------------------------------------------------------------------------------------------------------------------------------|-------------------------------------------------------------------------------------------------------------------------------------------------------|-------------------------------------------------------------------------------------|
| <ul style="list-style-type: none"> <li>COBRA SuperStroke Traxion Tour 2.0 (55g)</li> </ul>  | <ul style="list-style-type: none"> <li>KBS 120 Putter</li> </ul>  | <ul style="list-style-type: none"> <li>Silver/Black</li> <li>Black/Black</li> </ul> |

The KING Vintage Sport-45 features a classic blade shape with a plumber neck hosel that is suitable for those that putt with a moderate arc in their stroke.



**CLASSIC BLADE SHAPE**

A classic blade shape is constructed using 304 stainless steel and features a single sightline to improve alignment at address.

**SIK ALUMINUM FACE INSERT**

An aluminum face insert features SIK Golf's proprietary Descending Loft Technology (DLT), which utilizes 4 descending lofts to ensure the most consistent and accurate roll for every style of putting stroke.



**ADJUSTABLE WEIGHT SYSTEM**

The Sport-45 putter comes with two 20g sole weights that can be adjusted up to +5g or -15g each (to adjust the head weight up to +10g or -30g) using heavier or lighter weights (5g, 10g, 15g, 20g) to dial in feel and stability. Weights sold separately.



Free Arccos sensors with purchase

| HOSEL TYPE   | TOE HANG | CUT LENGTH | HEAD WEIGHT | LOFT           | LIE ANGLE | RH/LH |
|--------------|----------|------------|-------------|----------------|-----------|-------|
| PLUMBER NECK | 45°      | 34.00"     | 350g        | 4°, 3°, 2°, 1° | 70°       | RH/LH |
| PLUMBER NECK | 45°      | 35.00"     | 350g        | 4°, 3°, 2°, 1° | 70°       | RH/LH |

| GRIP                                                                                                                                                                           | SHAFT                                                                                                                                                 | COLORS                                                  |
|--------------------------------------------------------------------------------------------------------------------------------------------------------------------------------|-------------------------------------------------------------------------------------------------------------------------------------------------------|---------------------------------------------------------|
| <ul style="list-style-type: none"> <li>COBRA SuperStroke Traxion Tour 2.0 (55g)</li> </ul>  | <ul style="list-style-type: none"> <li>KBS 120 Putter</li> </ul>  | <ul style="list-style-type: none"> <li>Black</li> </ul> |

The KING Vintage Sport-60 features a classic blade shape with a flow neck hosel that is suitable for those that putt with a strong arc in their stroke.



**CLASSIC BLADE SHAPE**

A classic blade shape is constructed using 304 stainless steel and features a single sightline to improve alignment at address.

**SIK ALUMINUM FACE INSERT**

An aluminum face insert features SIK Golf's proprietary Descending Loft Technology (DLT), which utilizes 4 descending lofts to ensure the most consistent and accurate roll for every style of putting stroke.


**ADJUSTABLE WEIGHT SYSTEM**

The Sport-60 putter comes with two 25g sole weights that can be adjusted up to -20g each (adjusting head weight up to -40g) using lighter weights (5g, 10g, 15g, 20g) to dial in feel and stability. Weights sold separately.



Free Arccos sensors with purchase

| HOSEL TYPE | TOE HANG | CUT LENGTH | HEAD WEIGHT | LOFT           | LIE ANGLE | RH/LH |
|------------|----------|------------|-------------|----------------|-----------|-------|
| FLOW NECK  | 60°      | 34.00"     | 350g        | 4°, 3°, 2°, 1° | 70°       | RH    |
| FLOW NECK  | 60°      | 35.00"     | 350g        | 4°, 3°, 2°, 1° | 70°       | RH    |

| GRIP                                                                                                                                                                           | SHAFT                                                                                                                                                 | COLORS                                                  |
|--------------------------------------------------------------------------------------------------------------------------------------------------------------------------------|-------------------------------------------------------------------------------------------------------------------------------------------------------|---------------------------------------------------------|
| <ul style="list-style-type: none"> <li>COBRA SuperStroke Traxion Tour 2.0 (55g)</li> </ul>  | <ul style="list-style-type: none"> <li>KBS 120 Putter</li> </ul>  | <ul style="list-style-type: none"> <li>Black</li> </ul> |

The KING Vintage Widesport features an oversize blade shape with a single bend hosel that is suitable for those with straight back and straight through putting strokes.



**CLASSIC OVERSIZE BLADE SHAPE**

A classic oversize blade shape is constructed using 304 stainless steel and features a single sightline to improve alignment at address.

**SIK ALUMINUM FACE INSERT**

An aluminum face insert features SIK Golf's proprietary Descending Loft Technology (DLT), which utilizes 4 descending lofts to ensure the most consistent and accurate roll for every style of putting stroke.



**ADJUSTABLE WEIGHT SYSTEM**

The Widesport putter comes with a two 10g sole weights that can be adjusted up to +15g or -5g each (adjusting head weight from +30g or -10g) using heavier or lighter weights (5g, 15g, 20g, 25g) to dial in feel and stability. Weights sold separately.



Free Arccos sensors with purchase

| HOSEL TYPE  | TOE HANG | CUT LENGTH | HEAD WEIGHT | LOFT           | LIE ANGLE | RH/LH |
|-------------|----------|------------|-------------|----------------|-----------|-------|
| SINGLE BEND | 0°       | 34.00"     | 360g        | 4°, 3°, 2°, 1° | 70°       | RH/LH |
| SINGLE BEND | 0°       | 35.00"     | 360g        | 4°, 3°, 2°, 1° | 70°       | RH/LH |

| GRIP                                                                                                                                                                           | SHAFT                                                                                                                                                 | COLORS                                                  |
|--------------------------------------------------------------------------------------------------------------------------------------------------------------------------------|-------------------------------------------------------------------------------------------------------------------------------------------------------|---------------------------------------------------------|
| <ul style="list-style-type: none"> <li>COBRA SuperStroke Traxion Tour 2.0 (55g)</li> </ul>  | <ul style="list-style-type: none"> <li>KBS 120 Putter</li> </ul>  | <ul style="list-style-type: none"> <li>Black</li> </ul> |

The KING Vintage Nova putter features a fang shape with a single bend hosel that is suitable for those with straight back and straight through putting strokes.



**CLASSIC FANG SHAPE**

A fang shape is constructed using 304 stainless steel and features a triple sightline that frames up the golf ball for enhanced alignment at address.

**SIK ALUMINUM FACE INSERT**

An aluminum face insert features SIK Golf's proprietary Descending Loft Technology (DLT), which utilizes 4 descending lofts to ensure the most consistent and accurate roll for every style of putting stroke.



**ADJUSTABLE WEIGHT SYSTEM**

The Nova putter comes with a two 10g sole weights that can be adjusted up to +15g or -5g each (adjusting head weight from +30g to -10g) using heavier weights (15g, 5g, 20g, 25g) to dial in feel and stability. Weights sold separately



Free Arccos sensors with purchase

| HOSEL TYPE  | TOE HANG | CUT LENGTH | HEAD WEIGHT | LOFT           | LIE ANGLE | RH/LH |
|-------------|----------|------------|-------------|----------------|-----------|-------|
| SINGLE BEND | 0°       | 34.00"     | 350g        | 4°, 3°, 2°, 1° | 70°       | RH/LH |
| SINGLE BEND | 0°       | 35.00"     | 350g        | 4°, 3°, 2°, 1° | 70°       | RH/LH |

| GRIP                                                                                                                                                                           | SHAFT                                                                                                                                                 | COLORS                                                  |
|--------------------------------------------------------------------------------------------------------------------------------------------------------------------------------|-------------------------------------------------------------------------------------------------------------------------------------------------------|---------------------------------------------------------|
| <ul style="list-style-type: none"> <li>COBRA SuperStroke Traxion Tour 2.0 (55g)</li> </ul>  | <ul style="list-style-type: none"> <li>KBS 120 Putter</li> </ul>  | <ul style="list-style-type: none"> <li>Black</li> </ul> |



The KING Vintage Nova-40 putter features a fang shape with a short slant hosel that is suitable for those that putt with a moderate arc in their stroke.



**CLASSIC FANG SHAPE**

A fang shape is constructed using 304 stainless steel and features a triple sightline that frames up the golf ball for enhanced alignment at address.

**SIK ALUMINUM FACE INSERT**

An aluminum face insert features SIK Golf's proprietary Descending Loft Technology (DLT), which utilizes 4 descending lofts to ensure the most consistent and accurate roll for every style of putting stroke.

**ADJUSTABLE WEIGHT SYSTEM**

The Nova-40 putter comes with a two 10g sole weights that can be adjusted up to +15g or -5g each (adjusting head weight from +30g or -10g) using heavier or lighter weights (5g, 15g, 20g, 25g) to dial in feel and stability. Weights sold separately.



Free Arccos sensors with purchase

| HOSEL TYPE | TOE HANG | CUT LENGTH | HEAD WEIGHT | LOFT           | LIE ANGLE | RH/LH |
|------------|----------|------------|-------------|----------------|-----------|-------|
| SLANT      | 40°      | 34.00"     | 350g        | 4°, 3°, 2°, 1° | 70°       | RH    |
| SLANT      | 40°      | 35.00"     | 350g        | 4°, 3°, 2°, 1° | 70°       | RH    |

\*33.00" offered stock in some regions. All models are available at 33.00" by custom order.

| GRIP                                                                                                                                                                           | SHAFT                                                                                                                                                 | COLORS                                                  |
|--------------------------------------------------------------------------------------------------------------------------------------------------------------------------------|-------------------------------------------------------------------------------------------------------------------------------------------------------|---------------------------------------------------------|
| <ul style="list-style-type: none"> <li>COBRA SuperStroke Traxion Tour 2.0 (55g)</li> </ul>  | <ul style="list-style-type: none"> <li>KBS 120 Putter</li> </ul>  | <ul style="list-style-type: none"> <li>Black</li> </ul> |

The KING Vintage Stingray putter features an oversized mallet shape with a single bend hosel that is suitable for those with straight back and straight through putting strokes.



**CLASSIC OVERSIZE MALLET SHAPE**

An oversized mallet shape is constructed using 304 stainless steel and features a single sightline for improved alignment at address.

**SIK ALUMINUM FACE INSERT**

An aluminum face insert features SIK Golf's proprietary Descending Loft Technology (DLT), which utilizes 4 descending lofts to ensure the most consistent and accurate roll for every style of putting stroke.



**ADJUSTABLE WEIGHT SYSTEM**

The Stingray putter comes with a single 10g sole weight that can be adjusted up to +15g or -5g using heavier weights (5g, 15g, 20g, 25g) to dial in feel and stability. Weights sold separately.



Free Arccos sensors with purchase

| HOSEL TYPE  | TOE HANG | CUT LENGTH | HEAD WEIGHT | LOFT           | LIE ANGLE | RH/LH |
|-------------|----------|------------|-------------|----------------|-----------|-------|
| SINGLE BEND | 0°       | 34.00"     | 350g        | 4°, 3°, 2°, 1° | 70°       | RH/LH |
| SINGLE BEND | 0°       | 35.00"     | 350g        | 4°, 3°, 2°, 1° | 70°       | RH/LH |

| GRIP                                                                                                                                                                           | SHAFT                                                                                                                                                 | COLORS                                                  |
|--------------------------------------------------------------------------------------------------------------------------------------------------------------------------------|-------------------------------------------------------------------------------------------------------------------------------------------------------|---------------------------------------------------------|
| <ul style="list-style-type: none"> <li>COBRA SuperStroke Traxion Tour 2.0 (55g)</li> </ul>  | <ul style="list-style-type: none"> <li>KBS 120 Putter</li> </ul>  | <ul style="list-style-type: none"> <li>Black</li> </ul> |

The KING Vintage Stingray-40 putter features an oversized mallet shape with a short slant hosel that is suitable for those that putt with a moderate arc in their stroke.



**CLASSIC OVERSIZE Mallet SHAPE**

An oversized mallet shape is constructed using 304 stainless steel and features a single sightline for improved alignment at address.

**SIK ALUMINUM FACE INSERT**

An aluminum face insert features SIK Golf's proprietary Descending Loft Technology (DLT), which utilizes 4 descending lofts to ensure the most consistent and accurate roll for every style of putting stroke.


**ADJUSTABLE WEIGHT SYSTEM**

The Stingray-40 putter comes with a single 10g sole weight that can be adjusted up to +15g or -5g using heavier weights (5g, 15g, 20g, 25g) to dial in feel and stability. Weights sold separately.



Free Arccos sensors with purchase

| HOSEL TYPE  | TOE HANG | CUT LENGTH | HEAD WEIGHT | LOFT           | LIE ANGLE | RH/LH |
|-------------|----------|------------|-------------|----------------|-----------|-------|
| SHORT SLANT | 40°      | 34.00"     | 350g        | 4°, 3°, 2°, 1° | 70°       | RH/LH |
| SHORT SLANT | 40°      | 35.00"     | 350g        | 4°, 3°, 2°, 1° | 70°       | RH/LH |

| GRIP                                                                                                                                                                           | SHAFT                                                                                                                                                 | COLORS                                                  |
|--------------------------------------------------------------------------------------------------------------------------------------------------------------------------------|-------------------------------------------------------------------------------------------------------------------------------------------------------|---------------------------------------------------------|
| <ul style="list-style-type: none"> <li>COBRA SuperStroke Traxion Tour 2.0 (55g)</li> </ul>  | <ul style="list-style-type: none"> <li>KBS 120 Putter</li> </ul>  | <ul style="list-style-type: none"> <li>Black</li> </ul> |

The KING Vintage Stingray-20 putter features an oversized mallet shape with a short slant hosel that is suitable for those that putt with a slight arc in their stroke.



**CLASSIC OVERSIZE MALLET SHAPE**

An oversized mallet shape is constructed using 304 stainless steel and features a single sightline for improved alignment at address.

**SIK ALUMINUM FACE INSERT**

An aluminum face insert features SIK Golf's proprietary Descending Loft Technology (DLT), which utilizes 4 descending lofts to ensure the most consistent and accurate roll for every style of putting stroke.

**ADJUSTABLE WEIGHTING SYSTEM**

The Stingray-40 putter comes with a single 5g sole weight that can be adjusted up to +20g using heavier weights (10g, 15g, 20g, 25g) to dial in feel and stability. Weights sold separately.



Free Arccos sensors with purchase

| HOSEL TYPE | TOE HANG | CUT LENGTH | HEAD WEIGHT | LOFT           | LIE ANGLE | RH/LH |
|------------|----------|------------|-------------|----------------|-----------|-------|
| PLUMBER    | 20°      | 34.00"     | 350g        | 4°, 3°, 2°, 1° | 70°       | RH/LH |
| PLUMBER    | 20°      | 35.00"     | 350g        | 4°, 3°, 2°, 1° | 70°       | RH/LH |

| GRIP                                                                                                                                                                           | SHAFT                                                                                                                                                 | COLORS                                                  |
|--------------------------------------------------------------------------------------------------------------------------------------------------------------------------------|-------------------------------------------------------------------------------------------------------------------------------------------------------|---------------------------------------------------------|
| <ul style="list-style-type: none"> <li>COBRA SuperStroke Traxion Tour 2.0 (55g)</li> </ul>  | <ul style="list-style-type: none"> <li>KBS 120 Putter</li> </ul>  | <ul style="list-style-type: none"> <li>Black</li> </ul> |

The KING Vintage Cuda putter features an oversized mallet shape with a single bend hosel that is suitable for those with straight back and straight through putting strokes.



**CLASSIC OVERSIZE MALLET SHAPE**

An oversized mallet shape is constructed using 304 stainless steel and features a single sightline for improved alignment at address.

**SIK ALUMINUM FACE INSERT**

An aluminum face insert features SIK Golf's proprietary Descending Loft Technology (DLT), which utilizes 4 descending lofts to ensure the most consistent and accurate roll for every style of putting stroke.

**ADJUSTABLE WEIGHT SYSTEM**

The Cuda putter comes with two 10g sole weights that can be adjusted up to +15g or -5g each (adjusting head weight from +30g to -10g) using heavier weights (5g, 15g, 20g, 25g) to dial in feel and stability. Weights sold separately.



Free Arccos sensors with purchase

| HOSEL TYPE  | TOE HANG | CUT LENGTH | HEAD WEIGHT | LOFT           | LIE ANGLE | RH/LH |
|-------------|----------|------------|-------------|----------------|-----------|-------|
| SINGLE BEND | 0°       | 34.00"     | 365g        | 4°, 3°, 2°, 1° | 70°       | RH/LH |
| SINGLE BEND | 0°       | 35.00"     | 365g        | 4°, 3°, 2°, 1° | 70°       | RH/LH |

| GRIP                                                                                                                                                                           | SHAFT                                                                                                                                                 | COLORS                                                  |
|--------------------------------------------------------------------------------------------------------------------------------------------------------------------------------|-------------------------------------------------------------------------------------------------------------------------------------------------------|---------------------------------------------------------|
| <ul style="list-style-type: none"> <li>COBRA SuperStroke Traxion Tour 2.0 (55g)</li> </ul>  | <ul style="list-style-type: none"> <li>KBS 120 Putter</li> </ul>  | <ul style="list-style-type: none"> <li>Black</li> </ul> |

The KING Vintage Cuda-40 putter features an oversized mallet shape with a short slant hosel that is suitable for players with a slight arc putting stroke seeking the forgiveness of a mallet with added control on shorter putts.



**CLASSIC OVERSIZE MALLET SHAPE**

An oversized mallet shape is constructed using 304 stainless steel and features a single sightline for improved alignment at address.

**SIK ALUMINUM FACE INSERT**

An aluminum face insert features SIK Golf's proprietary Descending Loft Technology (DLT), which utilizes 4 descending lofts to ensure the most consistent and accurate roll for every style of putting stroke.



**ADJUSTABLE WEIGHT SYSTEM**

The Cuda-40 putter comes with two 5g sole weights that can be adjusted up to +20g each (adjusting head weight up to +40g) using heavier weights (10g, 15g, 20g, 25g) to dial in feel and stability. Weights sold separately.



Free Arccos sensors with purchase

| HOSEL TYPE  | TOE HANG | CUT LENGTH | HEAD WEIGHT | LOFT           | LIE ANGLE | RH/LH |
|-------------|----------|------------|-------------|----------------|-----------|-------|
| SHORT SLANT | 40°      | 34.00"     | 365g        | 4°, 3°, 2°, 1° | 70°       | RH/LH |
| SHORT SLANT | 40°      | 35.00"     | 365g        | 4°, 3°, 2°, 1° | 70°       | RH/LH |

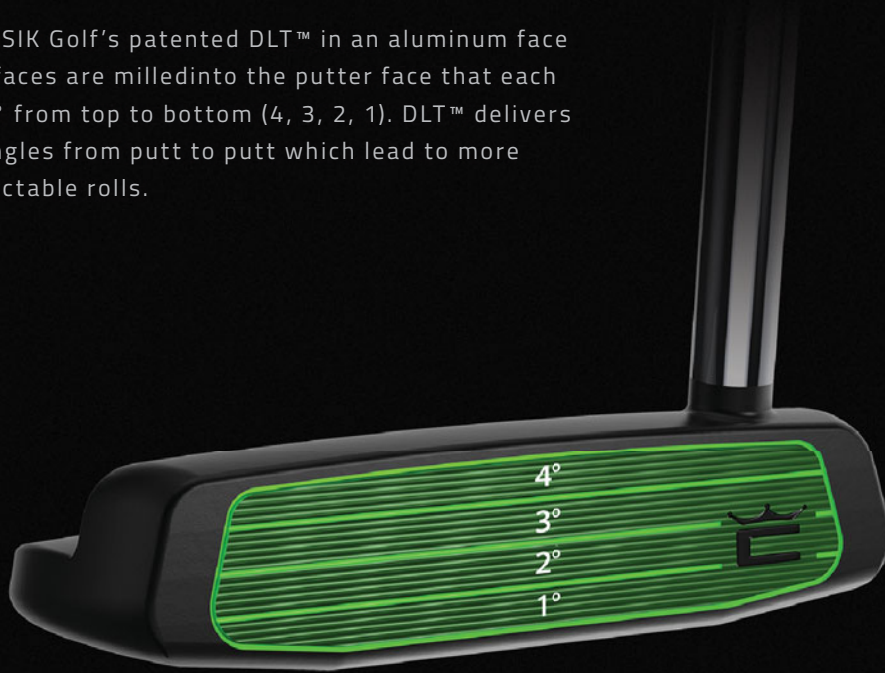
| GRIP                                                                                                                                                                           | SHAFT                                                                                                                                                 | COLORS                                                  |
|--------------------------------------------------------------------------------------------------------------------------------------------------------------------------------|-------------------------------------------------------------------------------------------------------------------------------------------------------|---------------------------------------------------------|
| <ul style="list-style-type: none"> <li>COBRA SuperStroke Traxion Tour 2.0 (55g)</li> </ul>  | <ul style="list-style-type: none"> <li>KBS 120 Putter</li> </ul>  | <ul style="list-style-type: none"> <li>Black</li> </ul> |



## SIK FACE TECHNOLOGY


### DESCENDING LOFT TECHNOLOGY™

COBRA has licensed SIK Golf's patented DLT™ in an aluminum face insert. Four flat surfaces are milled into the putter face that each descend in loft by 1° from top to bottom (4, 3, 2, 1). DLT™ delivers consistent launch angles from putt to putt which lead to more consistent and predictable rolls.



### TRUER AND MORE CONSISTENT ROLLS

DLT™ is designed to produce a consistent 1.5 degree launch angle regardless of how much shaft lean, attack angle, and whether the ball comes in contact on the higher or lower portion of the face.




# PUTTER FITTING BY STROKE

STRAIGHT STROKE

SLIGHT ARC STROKE

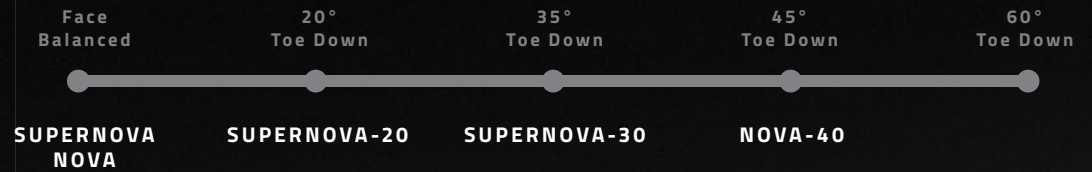
STRONG ARC STROKE



BLADE



FANG



MALLET





## PLAY SMARTER WITH ARCCOS CADDIE

Each purchase of a KING club qualifies users to redeem free Arccos sensors to equip the rest of their set and a free 45 day trial for Arccos Caddie. Users can pair each club using the Arccos Caddie app on their smart device to start recording shots automatically on course. For users that prefer not to carry a smartphone in their front pocket, alternatives include the Apple Watch (Series 2 or newer), and the Arccos Link, which clips to your belt or pocket and is available for purchase separately on [cobragolf.com](http://cobragolf.com).

## ARCCOS CADDIE APP FEATURES

Arccos Caddie leverages data such as personal shot history, wind speed and direction, and elevation changes, and more to help players make smarter decisions on course and perform their best.



Automatic Shot Tracking

Smart Distance

A.I. Caddie Advice

Strokes Gained Analytics

Arccos Rangefinder







# COMPLETE SETS






## MEN'S SET

Swing faster, easier with Cobra's lightest and most forgiving family of clubs. A complete set comes with a premium cart bag and putter and is the perfect set up for anyone just getting into the game.



Revolver Grey/  
Red



### DRIVER

An offset driver features an all new carbon crown, delivering the best combination of speed and forgiveness in a lightweight design.

### FAIRWAY

A 3-wood features a carbon crown, offset, and heel biased weighting for reliable distance and accuracy.

### HYBRIDS

A 4 and 5 hybrid with an offset design and heel-biased weighting make longer approach shots easier and more accurate than ever.

### IRONS

Low profile irons with greater lofts and perimeter weighting launch high and straight for more GIR's and birdie opportunities.

### BLADE PUTTER

A premium blade putter design features a machined face for exceptional feel and control on long and short putts.

### PREMIUM CART BAG

To tie the set together, a premium bag features a 14-way top, 9 zippered compartments, and a large insulated beverage cooler.

| CLUB         | LOFT                      | LIE ANGLE | GRAPHITE LENGTH | GRAPHITE SWING WEIGHT | GRAPHITE FLEX | RH/LH |
|--------------|---------------------------|-----------|-----------------|-----------------------|---------------|-------|
| DRIVER       | 10.5° (Reg), 11.5° (Lite) | 60.00°    | 46.00"          | D1.5                  | R, A          | RH    |
| 3W           | 16.0°                     | 57.00°    | 43.00"          | D0                    | R, A          | RH    |
| 4H           | 22.0°                     | 59.50°    | 39.75"          | C8                    | R, A          | RH    |
| 5H           | 25.0°                     | 60.00°    | 39.00"          | C8                    | R, A          | RH    |
| 6            | 28.0°                     | 62.50°    | 37.75"          | C8                    | R, A          | RH    |
| 7            | 31.5°                     | 62.50°    | 37.25"          | C8                    | R, A          | RH    |
| 8            | 35.5°                     | 63.00°    | 36.75"          | C8                    | R, A          | RH    |
| 9            | 40.0°                     | 63.50°    | 36.25"          | C8                    | R, A          | RH    |
| PW           | 45.0°                     | 64.00°    | 36.00"          | C8                    | R, A          | RH    |
| SW           | 55.0°                     | 64.00°    | 35.50"          | C9                    | R, A          | RH    |
| BLADE PUTTER | 3.0°                      | 70.00°    | 34.25"          | -                     | -             | RH    |

| STOCK SET COMPOSITION                                                                                             | GRIP                                                                                                                                                                    | SHAFT                                                                                                                                                                                                               | COLOR                                                               |
|-------------------------------------------------------------------------------------------------------------------|-------------------------------------------------------------------------------------------------------------------------------------------------------------------------|---------------------------------------------------------------------------------------------------------------------------------------------------------------------------------------------------------------------|---------------------------------------------------------------------|
| <ul style="list-style-type: none"> <li>Dr, 3W, 4H, 5H, 6-PW, SW, Putter, Cart Bag (Graphite Red, Lite)</li> </ul> | <ul style="list-style-type: none"> <li>Lamkin REL Standard (58R) - Black</li> </ul>  | <ul style="list-style-type: none"> <li>Cobra Ultralite 40 (Driver)</li> <li>Cobra Ultralite 50, 45 (Fwy, Hyb, Iron)</li> </ul>  | <ul style="list-style-type: none"> <li>Revolver Grey/Red</li> </ul> |

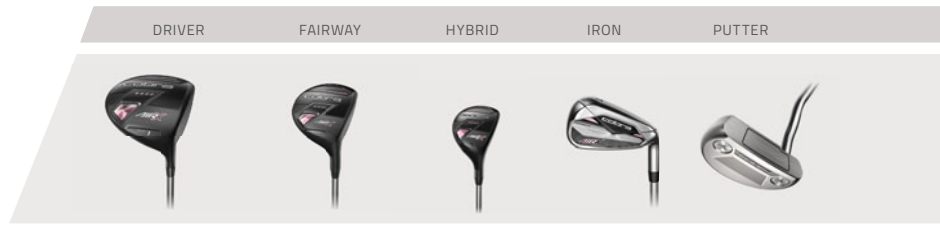


## WOMEN'S SET

Swing faster, easier with Cobra's lightest and most forgiving family of clubs. A complete set comes with a premium cart bag and putter and is the perfect set up for anyone just getting into the game.



Black/Lilac



### DRIVER

An offset driver features an all new carbon crown, delivering the best combination of speed and forgiveness in a lightweight design.

### FAIRWAY

A 3-wood, and 5-wood features a carbon crown, offset, and heel biased weighting for reliable distance and accuracy.

### HYBRIDS

A 5 hybrid with an offset design and heel-biased weighting make longer approach shots easier and more accurate than ever.

### IRONS

Low profile irons with greater lofts and perimeter weighting launch high and straight for more GIR's and birdie opportunities.

### MALLET PUTTER

A premium mallet putter design features a machined face for exceptional feel and control on long and short putts.

### PREMIUM CART BAG

To tie the set together, a premium bag features a 14-way top, 9 zippered compartments, and a large insulated beverage cooler.

| CLUB   | LOFT  | LIE ANGLE | GRAPHITE LENGTH | GRAPHITE SWING WEIGHT | GRAPHITE FLEX | RH/LH |
|--------|-------|-----------|-----------------|-----------------------|---------------|-------|
| DRIVER | 15.0° | 60.00°    | 44.75"          | C5                    | LADIES        | RH    |
| 3W     | 19.0° | 58.00°    | 42.25"          | C3.5                  | LADIES        | RH    |
| 5W     | 23.0° | 59.00°    | 41.75"          | C3.5                  | LADIES        | RH    |
| 5H     | 26.0° | 60.00°    | 38.00"          | C2.5                  | LADIES        | RH    |
| 6      | 28.0° | 62.50°    | 36.75"          | C3                    | LADIES        | RH    |
| 7      | 31.5° | 62.50°    | 36.25"          | C3                    | LADIES        | RH    |
| 8      | 35.5° | 63.00°    | 35.75"          | C3                    | LADIES        | RH    |
| 9      | 40.0° | 63.50°    | 35.25"          | C3                    | LADIES        | RH    |
| PW     | 45.0° | 64.00°    | 35.00"          | C3                    | LADIES        | RH    |
| SW     | 55.0° | 64.00°    | 34.50"          | C4                    | LADIES        | RH    |
| MALLET | 3.0°  | 70.00°    | 33.25"          | -                     | -             | RH    |


| STOCK SET COMPOSITION                                                                        | GRIP                                                                                                                                                                               | SHAFT                                                                                                                                                                                                           | COLOR                                                         |
|----------------------------------------------------------------------------------------------|------------------------------------------------------------------------------------------------------------------------------------------------------------------------------------|-----------------------------------------------------------------------------------------------------------------------------------------------------------------------------------------------------------------|---------------------------------------------------------------|
| <ul style="list-style-type: none"> <li>Dr, 3W, 5W, 5H, 6-PW, SW, Putter, Cart Bag</li> </ul> | <ul style="list-style-type: none"> <li>Lamkin REL Microlite Undersize (60R) - Black</li> </ul>  | <ul style="list-style-type: none"> <li>Cobra Ultralite 40 (Driver)</li> <li>Cobra Ultralite 45 (Fwy, Hyb, Iron)</li> </ul>  | <ul style="list-style-type: none"> <li>Black/Lilac</li> </ul> |



# cobra FLY-XL

## MEN'S SET

The Cobra FLY-XL complete set includes a full bag of lightweight and forgiving clubs that deliver easy launch and distance.



\* 13pc Set with Stand Bag Available

Black/Blue

### DRIVER

A titanium driver (10.5° in reg, and 11.5° in lite flex) has an oversized shape and heel-biased weighting for longer straighter drives.

### FAIRWAY

A 3-wood and 5-wood feature a shallow profile and heel biased weighting for accuracy and distance off the tee and from the fairway.

### HYBRIDS

A 4 and 5 hybrid create perfect gapping between the fairways and irons for longer approach shots into greens.

### IRONS

The irons (6-PW, SW) have a traditional cavity back design and perimeter weighting for effortless launch and distance.

### BLADE PUTTER

A premium blade putter design features a machined face for exceptional feel and control on long and short putts.

### CART BAG OR STAND BAG

Whether you prefer to walk or ride, the FLY-XL complete set is offered with your choice of a cart bag or a stand bag.

| CLUB         | LOFT                      | LIE ANGLE | GRAPHITE LENGTH | STEEL LENGTH | GRAPHITE SWING WEIGHT | STEEL SWING WEIGHT | GRAPHITE FLEX | STEEL FLEX | RH/LH |
|--------------|---------------------------|-----------|-----------------|--------------|-----------------------|--------------------|---------------|------------|-------|
| DRIVER       | 10.5° (Reg), 11.5° (Lite) | 58.50°    | 45.50"          | -            | D2                    | -                  | R/LITE        | -          | RH/LH |
| 3W           | 14.5°                     | 58.00°    | 43.50"          | -            | D1                    | -                  | R/LITE        | -          | RH/LH |
| 5W           | 18.5°                     | 59.00°    | 43.00"          | -            | D1                    | -                  | R/LITE        | -          | RH/LH |
| 4H           | 20.5°                     | 59.00°    | 39.50"          | -            | D0                    | -                  | R/LITE        | -          | RH/LH |
| 5H           | 23.5°                     | 59.50°    | 38.75"          | -            | D0                    | -                  | R/LITE        | -          | RH/LH |
| 6            | 26.0°                     | 62.00°    | 37.75"          | 37.75"       | C9                    | D2                 | R/LITE        | R          | RH/LH |
| 7            | 30.0°                     | 62.50°    | 37.25"          | 37.25"       | C9                    | D2                 | R/LITE        | R          | RH/LH |
| 8            | 35.0°                     | 63.00°    | 36.75"          | 36.75"       | C9                    | D2                 | R/LITE        | R          | RH/LH |
| 9            | 40.0°                     | 63.50°    | 36.25"          | 36.25"       | C9                    | D2                 | R/LITE        | R          | RH/LH |
| PW           | 45.0°                     | 64.00°    | 36.00"          | 36.00"       | D0                    | D3                 | R/LITE        | R          | RH/LH |
| SW           | 55.0°                     | 64.00°    | 35.50"          | 35.50"       | D1                    | D3                 | R/LITE        | R          | RH/LH |
| BLADE PUTTER | 3.0°                      | 70.00°    | 34.25"          | 34.25"       | -                     | -                  | R/LITE        | R          | RH/LH |

| STOCK SET COMPOSITION                                                                                                                                                                           | GRIP                                                                                                                                                                           | SHAFT                                                                                                                                                                                | COLOR                                                        |
|-------------------------------------------------------------------------------------------------------------------------------------------------------------------------------------------------|--------------------------------------------------------------------------------------------------------------------------------------------------------------------------------|--------------------------------------------------------------------------------------------------------------------------------------------------------------------------------------|--------------------------------------------------------------|
| <ul style="list-style-type: none"> <li>Dr, 3W, 5W, 4H, 5H, 6-PW, SW, Putter, Cart Bag (Steel Reg, Graphite Reg, Lite)</li> <li>*LH 13 pc w/ cart bag available in Graphite Reg, Lite</li> </ul> | <ul style="list-style-type: none"> <li>Lamkin Crossline STD (58R) - Black (50g)</li> </ul>  | <ul style="list-style-type: none"> <li>Cobra Fly-XL Graphite</li> <li>Cobra XL Steel</li> </ul>  | <ul style="list-style-type: none"> <li>Black/Blue</li> </ul> |

# cobra FLY-XL WOMEN'S SET

The Cobra FLY-XL women's complete set includes a full bag of lightweight and forgiving clubs that deliver easy launch and distance.



DRIVER FAIRWAY HYBRID IRON PUTTER



## DRIVER

A titanium driver (12.5°) has an oversized shape and heel-biased weighting for longer straighter drives.

## FAIRWAY

A 3-wood, 5-wood and 7-wood feature a shallow profile and heel biased weighting for accuracy and distance off the tee and from the fairway.

## HYBRIDS

A 5 hybrid creates perfect gapping between the fairways and irons for longer approach shots into greens.

## IRONS

The irons (6-PW, SW) have a traditional cavity back design and perimeter weighting for effortless launch and distance.



## MALLET PUTTER

A premium mallet putter design features a machined face for exceptional feel and control on long and short putts.

## CART BAG OR STAND BAG

Whether you prefer to walk or ride, the FLY-XL complete set is offered with your choice of a cart bag or a stand bag.

| CLUB   | LOFT  | LIE ANGLE | GRAPHITE LENGTH (STD/*PETITE) | GRAPHITE SWING WEIGHT (STD/*PETITE) | GRAPHITE FLEX | RH/LH |
|--------|-------|-----------|-------------------------------|-------------------------------------|---------------|-------|
| DRIVER | 12.5° | 58.50°    | 44.50"                        | C7                                  | LADIES        | RH    |
| 3W     | 18.5° | 59.00°    | 42.25"                        | C7                                  | LADIES        | RH    |
| 5W     | 21.5° | 59.50°    | 41.75"                        | C7                                  | LADIES        | RH    |
| 7W     | 24.5° | 60.00°    | 41.25"                        | C7                                  | LADIES        | RH    |
| 5H     | 23.5° | 59.50°    | 37.75"                        | C5.5                                | LADIES        | RH    |
| 6      | 26.0° | 62.00°    | 36.75"                        | C3.5                                | LADIES        | RH    |
| 7      | 30.0° | 62.50°    | 36.25"                        | C3.5                                | LADIES        | RH    |
| 8      | 35.0° | 63.00°    | 35.75"                        | C3.5                                | LADIES        | RH    |
| 9      | 40.0° | 63.50°    | 35.25"                        | C3.5                                | LADIES        | RH    |
| PW     | 45.0° | 64.00°    | 35.00"                        | C4.5                                | LADIES        | RH    |
| SW     | 55.0° | 64.00°    | 34.50"                        | C4.5                                | LADIES        | RH    |
| MALLET | 3.0°  | 70.00°    | 33.25"                        | -                                   | LADIES        | RH    |

| STOCK SET COMPOSITION                                                                                         | GRIP                                                                                                                                                                           | SHAFT                                                                                                                                                        | COLOR                                                                              |
|---------------------------------------------------------------------------------------------------------------|--------------------------------------------------------------------------------------------------------------------------------------------------------------------------------|--------------------------------------------------------------------------------------------------------------------------------------------------------------|------------------------------------------------------------------------------------|
| <ul style="list-style-type: none"> <li>Dr, 3W, 5W, 7W, 5H, 6-PW, SW, Putter, Cart Bag or Stand Bag</li> </ul> | <ul style="list-style-type: none"> <li>Lamkin Crossline STD (58R) - Black (50g)</li> </ul>  | <ul style="list-style-type: none"> <li>Cobra Fly-XL Graphite</li> </ul>  | <ul style="list-style-type: none"> <li>Black/Olive</li> <li>Silver/Plum</li> </ul> |



# ACCESSORIES











## THE ULTIMATE IN VERSATILITY.

### ULTRALIGHT PRO<sup>+</sup>

- ▶ **STAND BAG** Designed for versatility. It's packed with all the storage you might need, including an oversized cooler pocket. And at only 5lbs., it's still designed to be carried.

## DESIGNED FOR THE MINIMALIST.

### ULTRALIGHT PRO

- ▶ **STAND BAG**  
Designed for golfers looking for a true lightweight carry bag. We've stripped this bag down to give golfers exactly what they need, no more no less.
- ▶ **CART BAG**  
Features twelve dedicated pockets for maximum storage. This includes an oversized cooler pocket large enough to fit nine of your favorite canned beverage.



GOLF IS  
A LIFESTYLE.

### **ULTRALIGHT PENCIL**

- ▶ **PENCIL BAG** features a simple and traditional design. With a 2-way divider and thoughtful storage compartments, this bag is great for par 3 courses or quick rounds after work.



### **KING COBRA ROPE SNAPBACK CAP**

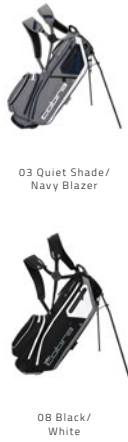
- ▶ **PERFECT FIT**  
Years of research brings to life the most comfortable hat we've ever made.
- ▶ **110% COMFORT**  
Flexfit 110 sweatband wicks moisture away and provides all the comfort you need on and off the course.
- ▶ **PREMIUM MATERIALS**  
New Technical performance material that's lightweight and moisture wicking
- ▶ **ONE SIZE FITS ALL**  
The classic snapback closure allows you to adjust your desired size.







02 Navy Blazer/  
Ski Patrol



03 Quiet Shade/  
Navy Blazer

08 Black/  
White



08 Black/White



02 Navy Blazer/  
Ski Patrol

03 Quiet Shade/  
Navy Blazer

04 Ski Patrol/  
Black

05 Electric Blue/  
White

06 Antique  
Bronze/Black

ULTRALIGHT PRO+ STAND BAG

\$250

| STYLE  | WEIGHT | MATERIAL       | POCKETS |
|--------|--------|----------------|---------|
| 909525 | 5 lbs  | 100% Polyester | 8       |

- Lightweight – Easy to carry at only 5lbs.
- 9 different pockets including a velourlined range finder pocket and valuables pocket.
- Oversized Insulated Pocket – Fit up to eleven cans of your favorite beverage.
- New Stable Leg Design – An updated leg design provides a streamlined aesthetic and lower CG yields a more stable bag.
- New Easy Flex Base – Better ground contact for even more stability.

ULTRALIGHT PRO STAND BAG

\$225

| STYLE  | WEIGHT | MATERIAL       | POCKETS |
|--------|--------|----------------|---------|
| 909526 | 4lbs   | 100% Polyester | 7       |

- Lightweight – Designed for golfers who like to walk. Super easy to carry at only 4lbs.
- Storage with a purpose – 7 pockets thoughtfully designed to carry everything a golfer needs and that's it. No more, no less.
- Magnetic Range finder slip pocket
- New Stable Leg Design – An updated leg design provides a streamlined aesthetic and lower CG yields a more stable bag.
- New Easy Flex Base – Better ground contact for even more stability.



08 Black/White

02 Navy Blazer/  
Ski Patrol

03 Quiet Shade/  
Navy Blazer

04 Ski Patrol/  
Black

05 Electric Blue/  
White

06 Antique  
Bronze/Black



01 Black/Moss Green

02 Quiet Shade/Navy  
Blazer

ULTRALIGHT PRO CART BAG

\$250

| STYLE  | WEIGHT | MATERIAL       | POCKETS |
|--------|--------|----------------|---------|
| 909528 | 5lbs   | 100% Polyester | 11      |

- Maximum Storage – 11 different pockets, including dual oversized apparel pockets.
- Magnetic Range Finder Pocket – Easy access to your rangefinder with the magnetic pocket.
- 14-Way Top – including 3 full-length dividers for easy access to your clubs.
- Insulated Pocket – Keep up to nine cans of your favorite beverage cold.
- Pass-Thru – Built in pass-thru to attach to a cart without restricting pocket access.

ULTRALIGHT PENCIL BAG

\$140

| STYLE  | WEIGHT | MATERIAL       | POCKETS |
|--------|--------|----------------|---------|
| 909527 | 3lbs   | 100% Polyester | 5       |

- 2-way top with single top divider
- Dual Pockets – designed to provide a simple storage solution for tees and balls
- Internal storage for your valuables
- Dual-Strap Option – Allows for a golfer to carry with single or double straps.



01  
Quiet Shade

02 Peacoat

03 Black



01  
Navy Blazer/High Rise

02 Black/ High Risk Red

ULTRALIGHT SUNDAY BAG

\$129

| STYLE  | WEIGHT  | MATERIAL       | POCKETS |
|--------|---------|----------------|---------|
| 909311 | 3.8 lbs | 100% Polyester | 5       |

- 3-way top with designated full length club dividers and top grab handle
- Oversized apparel pocket
- Fleece lined valuables pocket
- Mesh beverage pocket
- Customizable ball pocket

ULTRADRY PRO STAND BAG

\$259

| STYLE  | WEIGHT  | MATERIAL       | POCKETS |
|--------|---------|----------------|---------|
| 909479 | 4.5 lbs | 100% Polyester | 5       |

- Waterproof – Seam sealed zippered pockets to protect your belongings from the elements.
- Lightweight – Easy to carry at only 4.5lbs.
- New Swivel Strap – The new shoulder clip allows the bag to swivel as you move, making walking 18 holes easier than ever.
- New Stable Leg Design – An updated leg design provides a streamlined aesthetic and lower CG yields a more stable bag.
- New Easy Flex Base – Better ground contact for even more stability.



01  
Navy Blazer/  
High Rise



02  
Black/ High Risk Red



01  
Puma Black



02  
Quiet Shade/  
Navy Blazer



03  
Ski Patrol/  
White/ Black

ULTRADRY PRO CART BAG

\$279

| STYLE  | WEIGHT  | MATERIAL       | POCKETS |
|--------|---------|----------------|---------|
| 909480 | 5.3 lbs | 100% Polyester | 7       |

- Waterproof – Seam sealed zippered pockets to protect your belongings from the elements.
- 14-Way Top – Full length dividers and a putter well for easier access to your putter.
- Lightweight – Easy to handle at only 5lbs.
- Dual Apparel Pockets – Two oversized apparel pockets for increased storage.
- Fleece Lined Pockets – Dual valuables pockets are lined with fleece for even more protection

ULTRALIGHT PRO CRESTING STAND BAG

\$219

| STYLE  | WEIGHT | MATERIAL       | POCKETS |
|--------|--------|----------------|---------|
| 909569 | 4lbs   | 100% Polyester | 7       |

- Lightweight – Designed for golfers who like to walk. Super easy to carry at only 4lbs.
- Storage with a purpose – 7 pockets thoughtfully designed to carry everything a golfer needs and that's it. No more, no less.
- New Stable Leg Design – An updated leg design provides a streamlined aesthetic and lower CG yields a more stable bag.
- New Easy Flex Base – Better ground contact for even more stability.



TOUR CROWN CAP \$30

| STYLE  | SIZE | MATERIAL                   |
|--------|------|----------------------------|
| 909491 | OSFA | 95% Polyester, 5% Elastane |

- Perfect Fit – Years of research brings to life the most comfortable hat we've ever made.
- 110% Comfort – Flexfit 110 sweatband wicks moisture away and provides all the comfort you need on and off the course.
- Premium Materials – New technical performance material that's lightweight and moisture wicking.
- One Size Fits All – The classic snapback closure allows you to adjust your desired size.
- New Crown C Branding – 3D angular silicon 'Crown C' branding.



KING COBRA ROPE SNAPBACK CAP \$32

| STYLE  | SIZE | MATERIAL                                                                                                                 |
|--------|------|--------------------------------------------------------------------------------------------------------------------------|
| 909591 | OSFA | Shell: 95% Polyester, 5% Elastane<br>Front Lining: 100% Polyester<br>Lower Shell Outer Surface: 60% Cotton 40% Polyester |

- Perfect Fit - Years of research brings to life the most comfortable hat we've ever made
- 110% Comfort - Flexfit 110 sweatband wicks moisture away and provides all the comfort you need on and off the course
- Premium Materials - New Technical performance material that's lightweight and moisture wicking
- One Size Fits All - The classic snapback closure allows you to adjust your desired size



CAMO CROWN C SNAPBACK CAP \$32

| STYLE  | SIZE | MATERIAL                                                                                                                  |
|--------|------|---------------------------------------------------------------------------------------------------------------------------|
| 909532 | OSFA | Shell: 90% Polyester, 10% Elastane<br>Front Lining: 100% Polyester<br>Lower Shell Outer Surface: 60% Cotton 40% Polyester |

- Special-edition digi-camo color block.
- Perfect Fit – Years of research brings to life the most comfortable hat we've ever made.
- 110% Comfort – Flexfit 110 sweatband wicks moisture away and provides all the comfort you need on and off the course.
- Premium Materials – New technical performance material that's lightweight and moisture wicking.
- One Size Fits All – The classic snapback closure allows you to adjust your desired size.



STARS AND STRIPES CROWN C SNAPBACK CAP \$32

| STYLE  | SIZE | MATERIAL                                                                                                     |
|--------|------|--------------------------------------------------------------------------------------------------------------|
| 909533 | OSFA | Shell: 90% Polyester, 10% Elastane<br>Front Lining: 100% Polyester<br>Lower Shell Outer Surface: 100% Cotton |

- Special-edition Stars and Stripes theme featuring a 3D embroidered Crown C with American flag details.
- Perfect Fit – Years of research brings to life the most comfortable hat we've ever made.
- 110% Comfort – Flexfit 110 sweatband wicks moisture away and provides all the comfort you need on and off the course.
- Premium Materials – New technical performance material that's lightweight and moisture wicking.
- One Size Fits All – The classic snapback closure allows you to adjust your desired size.



01  
Black



01  
Black



02  
White



03  
Navy

ULTRADRY CAP

\$30

| STYLE  | SIZE      | MATERIAL                   |
|--------|-----------|----------------------------|
| 909496 | S/M, L/XL | 97% polyester, 3% Elastane |

- Pre curve, stretch fit cap
- Moisture wicking performance sweatband
- Water resistant, seam sealed construction
- Reflective Crown logo
- Embossed Cobra® wordmark

KING COBRA HIGH CROWN VISOR

\$30

| STYLE  | SIZE | MATERIAL                                                                                        |
|--------|------|-------------------------------------------------------------------------------------------------|
| 909592 | OSFA | Shell : 95% Polyester 5% Elastane<br>Lining : 100% , Lower Shell Outer Surface : 100% Polyester |

- Pre curved, adjustable visor
- Moisture wicking performance sweatband
- 3D embroidered KING Cobra logo



01  
Black/White



02  
White/Black



02  
Navy/White



01  
White/Black



02  
High Rise/Black



03  
Navy Blazer/White

COBRA CROWN TRUCKER CAP

\$30

| STYLE  | SIZE | MATERIAL                                                                                                                                                                                                         |
|--------|------|------------------------------------------------------------------------------------------------------------------------------------------------------------------------------------------------------------------|
| 909593 | OSFA | Front Panel: 96% Polyester 4% Elastane<br>Side/Back Panel: 100% Polyester<br>Front Lining: 100% Polyester<br>Upper Shell Outer Surface: 96% Polyester 4% Elastane,<br>Lower Shell Outer Surface : 100% Polyester |

- Perfect Fit - Years of research brings to life the most comfortable hat we've ever made
- 10% Comfort - Flexfit 110 sweatband wicks moisture away and provides all the comfort you need on and off the course
- Premium Materials - New Technical performance material that's lightweight and moisture wicking
- One Size Fits All - The classic snapback closure allows you to adjust your desired size

TOUR CROWN AUSSIE BUCKET

\$44

| STYLE  | SIZE | MATERIAL                                                                                                                 |
|--------|------|--------------------------------------------------------------------------------------------------------------------------|
| 909594 | OSFA | Shell: 95% Polyester 5% Elastane<br>Front Lining: 100% Polyester<br>Lower Shell Outer Surface: 95% Polyester 5% Elastane |

- All new bucket style hat - all around brim designed to keep the sun off your face and ears
- 3D angular silicon 'Crown C' branding
- Mesh vents for breathability
- Adjustable draw cord for ultimate fit



WOMEN'S COBRA CROWN VISOR

\$22

| STYLE  | SIZE | MATERIAL                                                                                                |
|--------|------|---------------------------------------------------------------------------------------------------------|
| 909595 | OSFA | Shell: 96% Polyester 4% Elastane<br>Lining: 100% Polyester<br>Lower Shell Outer Surface: 100% Polyester |

- Pre curved, adjustable visor
- Moisture wicking performance sweatband
- 3D angular silicon 'Crown C' branding

WOMEN'S CROWN ADJUSTABLE CAP

\$24

| STYLE  | SIZE | MATERIAL                                                                                       |
|--------|------|------------------------------------------------------------------------------------------------|
| 909499 | OSFA | Shell: 100% polyester<br>Front lining: 80% polyester/20% cotton<br>Back lining: 100% polyester |

- Pre-curved, adjustable cap
- Moisture wicking performance sweatband
- Side and back panel ventilation
- Silicon 'Crown C' logo



YOUTH CROWN CAP

\$22

| STYLE  | SIZE | MATERIAL                                                         |
|--------|------|------------------------------------------------------------------|
| 909494 | OSFA | Shell : 98% Cotton, 2% Elastane<br>Front Lining : 100% Polyester |

- Perfect Fit – Years of research brings to life the most comfortable hat we've ever made.
- 110% Comfort – Flexfit 110 sweatband wicks moisture away and provides all the comfort you need on and off the course.
- Premium Materials – New technical performance material that's lightweight and moisture wicking.
- One Size Fits All – The classic snapback closure allows you to adjust your desired size.
- New Crown C Branding – 3D angular silicon 'Crown C' branding.



01  
Bright White



01  
Bright White



01  
Bright White

PUR TOUR GLOVE

\$24

| STYLE                                   | SIZE               | MATERIAL           |
|-----------------------------------------|--------------------|--------------------|
| LH: 909458<br>RH: 909459<br>CLH: 909460 | S, M, ML,<br>L, XL | 100% Sheep Leather |

- PURFIT Tech – Form-fitted construction and contoured wristband for ultimate comfort.
- Feel – Premium AAA Cabretta Leather (the highest grade).
- Moisture Control – Strategically placed micro-perforations provide breathability while the wrist sweatband wicks moisture away.
- Premium Details – Debossed snake logo and hidden woven labels provide an upgraded look.

PUR TECH GLOVE

\$20

| STYLE                                   | SIZE               | MATERIAL                                                          |
|-----------------------------------------|--------------------|-------------------------------------------------------------------|
| LH: 909461<br>RH: 909462<br>CLH: 909463 | S, M, ML,<br>L, XL | 45% Sheep Leather, 44% Polyester,<br>9% Polyurethane, 2% Elastane |

- PURFIT Tech – 4-way stretch mesh and contoured wristband provides a comfortable fit.
- Feel – Premium Cabretta Leather for a soft feel.
- Breathability – Strategically placed micro-perforations and knit insert yield extreme breathability and moisture control.
- Premium Details – Embossed logos and premium trims provide an upgraded look.

MICROGRIP FLEX GLOVE

\$13

| STYLE                                   | SIZE               | MATERIAL                                        |
|-----------------------------------------|--------------------|-------------------------------------------------|
| LH: 909464<br>RH: 909465<br>CLH: 909466 | S, M, ML,<br>L, XL | 83% Polyester, 12% Polyurethane,<br>5% Elastane |

- Durability – Sheep leather palm and thumb inserts provide exceptional feel while also allowing for a longer lasting golf glove.
- Breathability – Strategically placed micro-perforations and lycra-mesh insert yield extreme breathability and moisture control.
- PURFIT Tech – Lightweight mesh and form-fitted wristband provide exceptional comfort.



01  
Black



01  
Black



01  
Black

STORMGRIP RAIN GLOVE PAIR

\$24

| STYLE  | SIZE            | MATERIAL                       |
|--------|-----------------|--------------------------------|
| 909467 | S, M, ML, L, XL | 89% Polyester,<br>11% Elastane |

- Superior Grip – StormGrip Suede provides maximum grip in wet conditions.
- Dry Performance – Suede palm and an added moisture membrane keep your hands dry even in the harshest conditions.
- PURFIT Tech – Lightweight mesh and form-fitted wristband provide exceptional comfort.

STORMGRIP WINTER GLOVE PAIR

\$24

| STYLE  | SIZE                | MATERIAL                       |
|--------|---------------------|--------------------------------|
| 909469 | S, M, M/L,<br>L, XL | 89% Polyester,<br>11% Elastane |

- Superior Grip – StormGrip Suede provides maximum grip in wet conditions.
- Insulation – Warm fleece lines the back of the glove to provide ultimate comfort and warmth.
- Fit – Lightweight mesh and form-fitted wrist cuffs provide exceptional comfort.

COBRA WINTER MITTS

\$28

| STYLE  | SIZE | MATERIAL       |
|--------|------|----------------|
| 909568 | OSFA | 100% Polyester |

- Insulation – Warm fleece lines the back of the glove to provide ultimate comfort and warmth.
- OSFA – One Size Fits All





01  
Bright White



01  
Bright White

WOMEN'S PUR TOUR GLOVE

\$24

| STYLE      | SIZE            | MATERIAL           |
|------------|-----------------|--------------------|
| LH: 909500 | S, M, ML, L, XL | 100% Sheep Leather |

- PURFIT Tech – Form-fitted construction and contoured wristband for ultimate comfort.
- Feel – Premium AAA Cabretta Leather (the highest grade).
- Moisture Control – Strategically placed micro-perforations provide breathability while the wrist sweatband wicks moisture away.
- Premium Details – Debossed snake logo and hidden woven labels provide an upgraded look.

WOMEN'S PUR TECH GLOVE

\$20

| STYLE      | SIZE    | MATERIAL                                                       |
|------------|---------|----------------------------------------------------------------|
| LH: 909470 | S, M, L | 48% Polyester, 42% Sheep Leather, 6% Polyurethane, 4% Elastane |

- PURFIT Tech – 4-way stretch mesh and contoured wristband provides a comfortable fit.
- Feel – Premium Cabretta Leather for a soft feel.
- Breathability – Strategically placed micro-perforations and knit insert yield extreme breathability and moisture control.



01  
Bright White



01  
White

WOMEN'S MICROGRIP FLEX GLOVE

\$13

| STYLE      | SIZE    | MATERIAL                                     |
|------------|---------|----------------------------------------------|
| LH: 909472 | S, M, L | 82% Polyester, 12% Polyurethane, 6% Elastane |

- Durability – Sheep leather palm and thumb inserts provide exceptional feel while also allowing for a longer lasting golf glove.
- Breathability – Strategically placed micro-perforations and lycra-mesh insert yield extreme breathability and moisture control.
- PURFIT Tech – Lightweight mesh and form-fitted wristband provide exceptional comfort.

YOUTH MICROGRIP FLEX GLOVE

\$13

| STYLE      | SIZE    | MATERIAL                                     |
|------------|---------|----------------------------------------------|
| LH: 909474 | S, M, L | 82% Polyester, 12% Polyurethane, 6% Elastane |

- Durability – High-quality synthetic leather provides an exceptional feel while allowing for a longer lasting golf glove.
- Breathability – Strategically placed micro-perforations and lycra-mesh insert yield extreme breathability and moisture control.
- PURFIT Tech – Lightweight mesh and form-fitted wristband provide exceptional comfort.



01  
Black



01  
Black

CROWN ROLLING CLUB BAG

\$220

| STYLE  | SIZE              | MATERIAL                                        |
|--------|-------------------|-------------------------------------------------|
| 909398 | 17" x 10.5" x 52" | Shell: 100% Polyester<br>Lining: 100% Polyester |

- Large main compartment with two-way zip up
- External pockets for extra storage
- Multiple top and front grab/carry handles
- ID Card holder
- Top and side carry handle
- Durable heather material with Crown C branding
- Oversize wheels for easy transition when traveling

CROWN BACKPACK

\$120

| STYLE  | SIZE           | MATERIAL                                                        |
|--------|----------------|-----------------------------------------------------------------|
| 909399 | 12" x 18" x 6" | Shell: 99% Polyester, 1% Polyurethane<br>Lining: 100% Polyester |

- Main compartment with organized storage
- Internal and external pockets for maximized storage
- Front velcro pocket with organization
- Valuables pocket
- Two side pockets, one zippered and one slip pocket for beverages
- External zippered pocket
- Top grab handle and comfort shoulder straps
- Slip through slot for easy stacking on rolling carry on



01  
Black



CROWN CARRY ON

\$160

| STYLE  | SIZE               | MATERIAL                                        |
|--------|--------------------|-------------------------------------------------|
| 909400 | 13" x 21.5" x 9.5" | Shell: 100% Polyester<br>Lining: 100% Polyester |

- Carry on rolling luggage
- Large main compartment with two-way zip and internal organization
- External zippered pocket
- Top and side carry handle
- Retractable push-button handle system
- Durable heather material with Crown C branding

MICROFIBER TOUR TOWEL

\$32

| STYLE  | SIZE | MATERIAL                     |
|--------|------|------------------------------|
| 909599 | OSFA | 80% polyester, 20% polyamide |

- Microfiber
- Super Absorbent
- Double sided Cobra Branding
- Center Slit for hanging
- Care Instructions: Machine wash cold. Do not iron. Hang dry only. Do not bleach.



MICROFIBER TRI-FOLD TOWEL

\$20

| STYLE  | SIZE | MATERIAL                     |
|--------|------|------------------------------|
| 909600 | OSFA | 80% polyester, 20% polyamide |

- Microfiber
- Super Absorbent
- Crown C Cobra Branding
- Carabiner clip
- Care Instructions: Machine wash cold. Do not iron. Hang dry only. Do not bleach.

CROWN C UMBRELLA

\$75

| STYLE  | SIZE | MATERIAL                     |
|--------|------|------------------------------|
| 909598 | OSFA | 80% polyester, 20% polyamide |

- Reinforced fiberglass on primary, secondary, and tertiary ribs for durability
- Anti-Slip silicone tip
- Cobra branding

\$225

CUSTOMIZABLE LOCATIONS:

- 1. Apparel Pocket
- 2. Ball Pocket
- 3. Accessories Pocket

SIZES:

- 1. Apparel Pocket: 4" x 10"
- 2. Ball Pocket: 4.5" x 7.5"
- 3. Accessories Pocket: 4" x 7"

\*Heat Transfer Application



01  
Black/  
White

02  
Quiet Shade/  
Navy Blazer

03  
Ski Patrol/  
Black



01 BLACK



01 BLACK

COBRA® TOUR STAFF BAG '23 \$650

| STYLE  | WEIGHT | MATERIAL       | POCKETS |
|--------|--------|----------------|---------|
| 909627 | 11 lbs | 100% Polyester | 11      |

- Cobra® x Vessel Collaboration
- Tour Validated Staff Bag Offers Premium Storage and Performance
- 6-way Top with Full Length Club Dividers
- Dual Oversized Apparel Pockets
- Fleece Lined Valuables Pocket
- Insulated Beverage Pocket

COBRA® TOUR STAND BAG '23 \$450

| STYLE  | WEIGHT | MATERIAL       | POCKETS |
|--------|--------|----------------|---------|
| 909628 | 6lbs   | 100% Polyester | 6       |

- Cobra® x Vessel Collaboration
- Tour Validated Stand Bag Offers Premium Versatility and Performance
- 4-way Top with Full Length Club Dividers
- Oversized Apparel Pocket
- Fleece Lined Valuables Pocket w/ Lockable Feature
- Insulated Beverage Pocket
- Lightweight Carbon Fiber Stand Legs
- 2-point Tour Single Strap



01 BLACK

01 WHITE


COBRA® CORE STAFF BAG \$650

| STYLE  | WEIGHT | MATERIAL       | POCKETS |
|--------|--------|----------------|---------|
| 909629 | 11lbs  | 100% Polyester | 11      |

- Cobra® x Vessel Collaboration
- Tour Validated Staff Bag Offers Premium Storage and Performance
- 6-way Top with Full Length Club Dividers
- Dual Oversized Apparel Pockets
- Fleece Lined Valuables Pocket
- Insulated Beverage Pocket
- Carbon fiber side panels

NOTES


---






# NOTES

---



NOTES

---





1818 ASTON AVENUE CARLSBAD, CA 92008 | 800.917.3300 | WWW.COBRA.GOLF.COM | @COBRAGOLF

REV 2 | UPDATED SEPTEMBER 2022