

PWR
COR

KING

cobra

2022 PRODUCT CATALOG



DOING THINGS DIFFERENTLY™

We are COBRA® Golf.

You may know us as the brand that's "Doing Things Differently™." But, differently only matters when it's better. We like to have fun, yes,...but this company was born from a fundamental belief that there is always a better way waiting to be discovered, there is always a NEXT waiting to be revealed.

Bold talk, sure, but we believe that bold thought requires bolder action: saying it is easy, putting in the work, doing more than what's expected, and pushing further still is the only way that true innovation happens. That is where different leads to better.

Different also gives way to "firsts": Whether its the first company to invent the utility club, to build clubs with graphite shafts, to mass-produce ONE-length irons or clubs with Smart technology. We lead our industry in sourcing materials, new shapes and new processes, all in the name of better.

At COBRA®, our approach will always be different -

BUT, WAIT TILL YOU SEE WHAT DIFFERENT DOES NEXT.
WE ARE COBRA® GOLF AND WE ARE BREAKING THROUGH.

Here's to Doing Things Differently™.

TABLE OF CONTENTS

04	DRIVERS
10	FAIRWAYS / HYBRIDS
20	IRONS
38	WEDGES
52	PUTTERS
74	JUNIOR'S
76	ARCCOS CADDIE
77	COMPLETE SETS
82	ACCESSORIES



LTD_xTM

DRIVER TECHNOLOGY

Engineering breakthroughs don't happen overnight. The LTD_xTM driver is the product of years of advancements in materials, weight placement, aerodynamics and artificial intelligence. The end result is our first driver to achieve zero CGna and over 5000 MOI, entering a new realm of speed and forgiveness.



► PWR-COR TECHNOLOGYTM

A PWR-COR multi-material weighting system consisting of steel, titanium and aluminum positions mass low and forward to combine low spin with faster ball speed for maximized distance.



▶ H.O.T FACE TECHNOLOGY™

H.O.T (Highly Optimized Topology) Face Technology uses Artificial Intelligence & Machine Learning to create our hottest face. The design uses 15 H.O.T zones with strategic thicknesses to increase smash factor and ball speed across a wider area of the face.



▶ MULTI-MATERIAL CHASSIS

A multi-material chassis uses lightweight carbon crown and sole plates, and a reinforced Titanium Speed Frame to create optimal weight distribution for maximum stability.



▶ THREE DISTINCT PERFORMANCES

The LTDx driver family consists of three models to fit a wide range of golfers. Each utilizes strategic shaping and weighting to optimize performance for different player types. The LTDx LS features front-biased weighting and a traditional shape for low spin with workability, the LTDx features balanced front and back weighting for max distance with low spin, and the LTDx MAX features a back and a heel weight option for draw bias if needed.

LTD_xLS™

DRIVER

LOW SPIN PERFORMANCE FOR BETTER PLAYERS

SHAPE	TRADITIONAL SHAPE (460cc)
LAUNCH	MID LAUNCH
SPIN	LOWEST SPIN
PERFORMANCE	FAST AND WORKABLE

The LTDx LS™ ("Low Spin") driver is designed for Tour players and better amateurs seeking low spin, fast speed and workability. A traditional aerodynamic shape features forward-biased heel and toe adjustable weighting, and a back weight for added forgiveness.



PWR-COR TECHNOLOGY™

A PWR-COR multi-material weighting system consisting of steel, titanium and aluminum positions mass low and forward to combine low spin with faster ball speed for maximized distance.

H.O.T FACE TECHNOLOGY™

H.O.T (Highly Optimized Topology) Face Technology uses Artificial Intelligence & Machine Learning to create our hottest face. The design uses 15 H.O.T zones with strategic thicknesses to increase smash factor and ball speed across a wider area of the face.

ADJUSTABLE WEIGHTING

A heavy and a lightweight (10g and 3g) can be positioned in the heel or the toe to promote a fade biased or draw biased flight.

CNC MILLED INFINITY FACE

An updated CNC Infinity Face design wraps around the leading edge to increase the zone of maximum ball speed while providing a traditional topline for improved visual alignment.

MULTI-MATERIAL CHASSIS

A multi-material chassis uses lightweight carbon crown and sole plates, and a reinforced Titanium Speed Frame to create optimal weight distribution for maximum stability.



Free Arccos sensors with purchase

LOFT	LOFT SETTINGS								LIE ANGLE	ADJUSTABILITY	LENGTH (ARCCOS GRIP ADDS .25" IN CUSTOM)	SWING WEIGHT/ SHAFT OFFERING	SHAFT FLEX	RH/LH
	-1.5°	-1°	-1°D	STD*	STD*D	+1°	+1°D	+1.5°						
9.0°	7.5°	8.0°	8.0°D	9.0°	9.0°D	10.0°	10.0°D	10.5°	57.50°	TOE/HEEL	45.50"	iM10: D3 RDX Blue: D0 White: D3	*X, S, R	RH/LH
10.5°	9.0°	9.5°	9.5°D	10.5°	10.5°D	11.5°	11.5°D	12.0°	58.50°	TOE/HEEL	45.50"	iM10: D3 RDX Blue: D0 White: D3	*X, S, R	RH/LH

*X flex available in RH only

*All lofts are available in Tour Length (44.50") in custom

GRIP	SHAFT	COLORS
<ul style="list-style-type: none"> Lamkin Crossline (58R) - Black/Silver (48.5g) 	<ul style="list-style-type: none"> MCA Tensei AV Raw White 65 (Low/Low): X (69g), S (66g) Project X HZRDU5 RDX Blue 60 (Mid/Low): X (64g), S (64g) Project X HZRDU5 Smoke iM10 60 (Mid/Mid): S (66g), R (65g)   	<ul style="list-style-type: none"> Gold Fusion/Matte Black Crown Red/Gloss Peacoat Crown

LTD_xTM DRIVER

DISTANCE MACHINE FOR THE MASSES

SHAPE	OVERSIZED SHAPE (460cc)
LAUNCH	HIGH LAUNCH
SPIN	LOW SPIN
PERFORMANCE	LONG AND STRAIGHT

The LTD_xTM driver is the first to achieve zero CGna and Xtreme MOI making it our fastest and most forgiving ever. This unique design features the perfect balance of front and back weighting, making it playable for all golfers that want the ultimate combination of low spin and stability.



PWR-COR TECHNOLOGY[™]

A PWR-COR multi-material weighting system consisting of steel, titanium and aluminum positions mass low and forward to combine low spin with faster ball speed for maximized distance.

H.O.T FACE TECHNOLOGY[™]

H.O.T (Highly Optimized Topology) Face Technology uses Artificial Intelligence & Machine Learning to create our hottest face. The design uses 15 HOT zones with strategic thicknesses to increase smash factor and ball speed across a wider area of the face.

FIXED BACK WEIGHTING

15g of combined back weighting (10g fixed weight & a 5g tungsten weight) enhances forgiveness and promotes a higher ball flight.

CNC MILLED INFINITY FACE

An updated CNC Infinity Face design wraps around the leading edge to increase the zone of maximum ball speed while providing a traditional topline for improved visual alignment.

MULTI-MATERIAL CHASSIS





A multi-material chassis uses lightweight carbon crown and sole plates, and a reinforced Titanium Speed Frame to create optimal weight distribution for maximum stability.



Free Arccos sensors with purchase

LOFT	LOFT SETTINGS									LIE ANGLE	ADJUSTABILITY	LENGTH (ARCCOS GRIP ADDS .25" IN CUSTOM)	SWING WEIGHT/ SHAFT OFFERING	SHAFT FLEX	RH/LH
	-1.5°	-1°	-1°D	STD°	STD°D	+1°	+1°D	+1.5°							
9.0°	7.5°	8.0°	8.0°D	9.0°	9.0°D	10.0°	10.0°D	10.5°		57.50°	FIXED BACK	45.50"	IM10: D4.0 RDX Blue: D1 AV White: D4.0	X, S, R	RH/LH
10.5°	9.0°	9.5°	9.5°D	10.5°	10.5°D	11.5°	11.5°D	12.0°		58.50°	FIXED BACK	45.50"	M10: D4.0 RDX Blue: D1.0 Helium: D1.5	S, R, A	RH/LH
12.0°	10.5°	11.0°	11.0°D	12.0°	12.0°D	13.0°	13.0°D	13.5°		59.50°	FIXED BACK	45.50"	Helium: D1.5	R, A	RH/LH

*All lofts are available in Tour Length (44.50") in custom

GRIP	SHAFT	COLORS
<ul style="list-style-type: none"> Lamkin Crossline (58R) - Black/Silver (48.5g) 	<p>Stock in 9.0 Head Only:</p> <ul style="list-style-type: none"> MCA Tensei AV Raw White 65 (Low/Low): X (69g), S (66g) <p>Stock in 9.0, 10.5 Heads:</p> <ul style="list-style-type: none"> Project X HZRDU SMOKE IM10 60 (Mid/Mid): S (66g), R (65g) Project X HZRDU RDX Blue 60 (Mid/Low): S (64g) UST Helium Nanocore 5F3, 4F2 (High/High): R (55g), A (45g) <p>Stock in 12.0 Head:</p> <ul style="list-style-type: none"> UST Helium Nanocore 5F3, 4F2 (High/High): R (55g), A (45g)   	<ul style="list-style-type: none"> Gold Fusion/Matte Black Crown Red/Gloss Peacoat Crown

LTD_XMAX™

DRIVER

DISTANCE AND FORGIVENESS WITH DRAW BIAS

SHAPE	OVERSIZED SHAPE (460cc)
LAUNCH	MID-HIGH LAUNCH
SPIN	LOW SPIN
PERFORMANCE	LONG AND STRAIGHT WITH DRAW BIAS

The LTDx MAX™ Driver shares the Xtreme distance and forgiveness of the standard LTDx™ model with added heel weighting to provide draw bias for those that need it.



PWR-COR TECHNOLOGY™

A PWR-COR™ multi-material weighting system consisting of steel, titanium and aluminum positions mass low and forward to combine low spin with faster ball speed for maximized distance.

H.O.T FACE TECHNOLOGY™

H.O.T (Highly Optimized Topology) Face Technology uses Artificial Intelligence & Machine Learning to create our hottest face. The design uses 15 HOT zones with strategic thicknesses to increase smash factor and ball speed across a wider area of the face.

ADJUSTABLE WEIGHTING

A heavy and a lightweight (10g and 3g) can be positioned in the back or the heel to promote a neutral or draw biased flight.

CNC MILLED INFINITY FACE

An updated CNC Infinity Face design wraps around the leading edge to increase the zone of maximum ball speed while providing a traditional topline for improved visual alignment.

MULTI-MATERIAL CHASSIS





A multi-material chassis uses lightweight carbon crown and sole plates, and a reinforced Titanium Speed Frame to create optimal weight distribution for maximum stability.



Free Arccos sensors with purchase

LOFT	LOFT SETTINGS								LIE ANGLE	ADJUSTABILITY	LENGTH (ARCCOS GRIP ADDS .25" IN CUSTOM)	SWING WEIGHT/ SHAFT OFFERING	SHAFT FLEX	RH/LH
	-1.5°	-1°	-1°D	STD°	STD°D	+1°	+1°D	+1.5°						
9.0°	7.5°	8.0°	8.0°D	9.0°	9.0°D	10.0°	10.0°D	10.5°	57.50°	BACK/HEEL	45.50"	IM10: D3.5 RDX Blue: D0.5	S, R	RH/LH
10.5°	9.0°	9.5°	9.5°D	10.5°	10.5°D	11.5°	11.5°D	12.0°	58.50°	BACK/HEEL	45.50"	IM10: D3.5 Helium: D0	S, R, A	RH/LH
12.0°	10.5°	11.0°	11.0°D	12.0°	12.0°D	13.0°	13.0°D	13.5°	59.50°	BACK/HEEL	45.50"	Helium: D0.5 (R), D1.0 (A)	R, A	RH/LH

*All lofts are available in Tour Length (44.50") in custom

GRIP	SHAFT	COLORS
<ul style="list-style-type: none"> Lamkin Crossline (58R) - Black/Silver (48.5g) 	Stock in 9.0 Head Only: <ul style="list-style-type: none"> Project X HZRDUUS RDX Blue 60 (Mid/Low): S (64g) Stock in 9.0, 10.5 Heads: <ul style="list-style-type: none"> Project X HZRDUUS Smoke iM10 60 (Mid/Mid): S (66g), R (65g) UST Helium Nanocore 5F3, 4F2 (High/High): R (55g), A (45g) Stock in 12.0 Head: <ul style="list-style-type: none"> UST Helium Nanocore 5F3, 4F2 (High/High): R (55g), A (45g)   	<ul style="list-style-type: none"> Gold Fusion/Matte Black Crown Red/Gloss Peacoat Crown

LTDx MAX™

WOMEN'S DRIVER

DISTANCE AND FORGIVENESS WITH DRAW BIAS

SHAPE	OVERSIZED SHAPE (460cc)
LAUNCH	MID-HIGH LAUNCH
SPIN	LOW SPIN
PERFORMANCE	LONG AND STRAIGHT WITH DRAW BIAS

The LTDx MAX™ Women's Driver shares the Xtreme distance and forgiveness of the standard LTDx™ model with added heel weighting to provide draw bias for those that need it.



PWR-COR TECHNOLOGY™

A PWR-COR multi-material weighting system consisting of steel, titanium and aluminum positions mass low and forward to combine low spin with faster ball speed for maximized distance.

H.O.T FACE TECHNOLOGY™

H.O.T (Highly Optimized Topology) Face Technology uses Artificial Intelligence & Machine Learning to create our hottest face. The design uses 15 H.O.T zones with strategic thicknesses to increase smash factor and ball speed across a wider area of the face.

ADJUSTABLE WEIGHTING

A heavy and a lightweight (10g and 3g) can be positioned in the back or the heel to promote a neutral or draw biased flight.

CNC MILLED INFINITY FACE

An updated CNC Infinity Face design wraps around the leading edge to increase the zone of maximum ball speed while providing a traditional topline for improved visual alignment.

MULTI-MATERIAL CHASSIS


A multi-material chassis uses lightweight carbon crown and sole plates, and a reinforced Titanium Speed Frame to create optimal weight distribution for maximum stability.



Free Arccos sensors with purchase

LOFT	LOFT SETTINGS	LIE ANGLE	ADJUSTABILITY	LENGTH (ARCCOS GRIP ADDS .25" IN CUSTOM)	SWING WEIGHT/ SHAFT OFFERING	SHAFT FLEX	RH/LH
	-1.5° -1° -1°D STD° STD°D +1° +1°D +1.5°						
10.5°	9.0° 9.5° 9.5°D 10.5° 10.5°D 11.5° 11.5°D 12.0°	58.50°	BACK/HEEL	44.00"	C5.0	LADIES	RH/*LH
12.0°	10.5° 11.0° 11.0°D 12.0° 12.0°D 13.0° 13.0°D 13.5°	59.50°	BACK/HEEL	44.00"	C5.0	LADIES	RH/*LH

* LH custom only

GRIP	SHAFT	COLORS
<ul style="list-style-type: none"> Lamkin Crossline Undersize (60R) - Black (44g) 	<ul style="list-style-type: none"> UST Helium Nanocore 4F1 (High/High): L (43g) 	<ul style="list-style-type: none"> Elderberry/Gloss Black

LTD_xTM

FAIRWAY/HYBRID TECHNOLOGY


The LTDx fairways and hybrids utilize PWR-COR and H.O.T Face Technologies to deliver extreme ball speed and distance.





▶ **PWR-COR TECHNOLOGY™**

A PWR-COR™ weighting system positions mass low and forward to combine low spin with faster ball speed for enhanced distance.



▶ **H.O.T FACE TECHNOLOGY™**

H.O.T (Highly Optimized Topology) Face Technology utilizes A.I. to design 15 HOT zones with strategic thicknesses to increase smash factor and ball speed across a wider area of the face.



▶ **BAFFLER® RAILS**

Baffler® rails allow the club to glide effortlessly through any lie without digging. Hollow rails in the front allow the face to flex up to 70% more for enhanced ball speed and launch.

LTD_xLS™ FAIRWAY

LOW SPIN PERFORMANCE FOR BETTER PLAYERS

SHAPE	"BIG TOUR" SHAPE (3W), COMPACT SHAPE (5W)
LAUNCH	MID LAUNCH
SPIN	LOWEST SPIN
PERFORMANCE	FAST SPEED WITH WORKABILITY

The LTDx LS™ ("Low Spin") Fairway is designed for tour players and better amateurs seeking low spin and workable ball flights.



PWR-COR TECHNOLOGY™

A PWR-COR™ weighting system positions mass low and forward to combine low spin with faster ball speed for enhanced distance.

H.O.T FACE TECHNOLOGY™

H.O.T (Highly Optimized Topology) Face Technology utilizes A.I to design 15 HOT zones to increase ball speed and smash factor across the face.

ADJUSTABLE WEIGHTING

A heavy and a lightweight (12g and 3g) can be positioned in the heel or the toe to promote a fade biased or draw biased flight.

PROGRESSIVE RAILS

The 3W features no rails to account for a sweeping, shallow swing while the 5W features pronounced rails to improve turf interaction for steeper swings.

LIGHTWEIGHT CARBON CROWN

A new carbon crown material is thinner and frees up more discretionary weight to improve CG/MOI properties.



Free Arccos sensors with purchase

LOFT	LOFT SETTINGS								HEAD VOLUME	LIE ANGLE	LENGTH (ARCCOS GRIP ADDS .25" IN CUSTOM)	SWING WEIGHT	SHAFT FLEX	RH/LH
	-1.5°	-1°	-1°D	STD°	STD°D	+1°	+1°D	+1.5°						
3W	13.0°	13.5°	13.5°D	14.5°	14.5°D	15.5°	15.5°D	16.0°	169cc	57.25°	43.00"	D2	X, S	RH/LH
5W	17.0°	17.5°	17.5°D	18.5°	18.5°D	19.5°	19.5°D	20.0°	143cc	58.50°	41.75"	D2	X, S	RH/*LH

GRIP	SHAFT	COLORS
<ul style="list-style-type: none"> Lamkin Crossline (58R) - Black/Silver (48.5g) 	<ul style="list-style-type: none"> MCA Tensei AV Raw White 75 (Low/Low): X (77g), S (75g) 	<ul style="list-style-type: none"> Gold Fusion/Black Red/Peacoat

LTD_xTM FAIRWAY

DISTANCE MACHINE FOR THE MASSES

SHAPE	TRADITIONAL SHAPE (3W,5W,7W)
LAUNCH	HIGH LAUNCH
SPIN	LOW SPIN
PERFORMANCE	LONG AND STRAIGHT

The LTD_x Fairway is designed for pure distance, high launch, and straight ball flights.



PWR-COR TECHNOLOGY™

A PWR-COR™ weighting system positions mass low and forward to combine low spin with faster ball speed for enhanced distance.

H.O.T FACE TECHNOLOGY™

H.O.T (Highly Optimized Topology) Face Technology utilizes A.I to design 15 HOT zones to increase ball speed and smash factor across the face.

FIXED BACK WEIGHTING

An 8g fixed back weight enhances forgiveness and promotes a higher ball flight.

PROGRESSIVE RAILS

The 3W features no rails to account for a sweeping, shallow swing while the 5W and 7W features pronounced rails to improve turf interaction for steeper swings.

LIGHTWEIGHT CARBON CROWN



A new carbon crown material is thinner and frees up more discretionary weight to improve CG/MOI properties.



Free Arccos sensors with purchase

LOFT	LOFT SETTINGS	HEAD VOLUME	LIE ANGLE	LENGTH (ARCCOS GRIP ADDS .25" IN CUSTOM)	SWING WEIGHT	SHAFT FLEX	RH/LH
	-1.5° -1° -1°D STD° STD°D +1° +1°D +1.5°						
3W	13.5° 14.0° 14.0°D 15.0° 15.0°D 16.0° 16.0°D 16.5°	162cc	58.00°	43.00"	D1	S, R, A	RH/LH
5W	17.0° 17.5° 17.5°D 18.5° 18.5°D 19.5° 19.5°D 20.0°	154cc	58.75°	42.50"	D1	S, R, A	RH/**LH
7W	21.0° 21.5° 21.5°D 22.5° 22.5°D 23.5° 23.5°D 24.0°	153cc	59.50°	42.00"	D1	S, R, A	RH/**LH

* LH available in 5W & 7W through custom only

GRIP	SHAFT	COLORS
<ul style="list-style-type: none"> Lamkin Crossline (58R) - Black/Silver (48.5g) 	<ul style="list-style-type: none"> Project X HZR DUS Smoke iM10 60 (Mid/Mid): S (66g), R (65g) UST Helium Nanocore 5F2 (High/High): A (52g)  	<ul style="list-style-type: none"> Gold Fusion/Black Red/Peacoat

LTDx MAX™ FAIRWAY

DISTANCE AND FORGIVENESS WITH DRAW BIAS

SHAPE	TRADITIONAL SHAPE (3W,5W,7W)
LAUNCH	MID-HIGH LAUNCH
SPIN	LOW SPIN
PERFORMANCE	LONG AND STRAIGHT WITH DRAW BIAS

The LTDx MAX™ Fairway features the distance and speed performance of the LTDx™ model with a draw weight added for enhanced slice correction.



PWR-COR TECHNOLOGY™

A PWR-COR™ weighting system positions mass low and forward to combine low spin with faster ball speed for enhanced distance.

H.O.T FACE TECHNOLOGY™

H.O.T (Highly Optimized Topology) Face Technology utilizes A.I to design 15 HOT zones to increase ball speed and smash factor across the face.

ADJUSTABLE WEIGHTING

Two adjustable weights (a heavy 12g and a lightweight 3g) can be positioned in the back or the heel to fine tune the ball flight to be more neutral or draw biased.

PROGRESSIVE RAILS

The 3W features no rails to account for a sweeping, shallow swing while the 5W and 7W features pronounced rails to improve turf interaction for steeper swings.

LIGHTWEIGHT CARBON CROWN

A new carbon crown material is thinner and frees up more discretionary weight to improve CG/MOI properties.



Free Arccos sensors with purchase

LOFT	LOFT SETTINGS	HEAD VOLUME	LIE ANGLE	LENGTH (ARCCOS GRIP ADDS .25" IN CUSTOM)	SWING WEIGHT	SHAFT FLEX	RH/LH
	-1.5° -1° -1°D STD° STD°D +1° +1°D +1.5°						
3W	14.0° 14.5° 14.5°D 15.5° 15.5°D 16.5° 16.5°D 17.0°	162cc	59.00°	43.00"	D1	S, R, A	RH/LH
5W	17.0° 17.5° 17.5°D 18.5° 18.5°D 19.5° 19.5°D 20.0°	155cc	59.75°	42.50"	D1	S, R, A	RH/LH
7W	21.0° 21.5° 21.5°D 22.5° 22.5°D 23.5° 23.5°D 24.0°	152cc	60.50°	42.00"	D1	S, R, A	RH/LH

GRIP	SHAFT	COLORS
<ul style="list-style-type: none"> Lamkin Crossline (58R) - Black/Silver (48.5g) 	<ul style="list-style-type: none"> Project X HZRDS Smoke iM10 60 (Mid/Mid): S (66g) UST Helium Nanocore 5F2 (High/High): R (55g), A (52g)  	<ul style="list-style-type: none"> Gold Fusion/Black Red/Peacoat

LTD_x MAX™

WOMEN'S FAIRWAY

DISTANCE AND FORGIVENESS WITH DRAW BIAS

SHAPE	TRADITIONAL SHAPE (3W,5W,7W)
LAUNCH	MID-HIGH LAUNCH
SPIN	LOW SPIN
PERFORMANCE	LONG AND STRAIGHT WITH DRAW BIAS

The LTDx MAX™ Women's Fairway features the distance and speed performance of the standard LTDx™ model with a draw weight added for enhanced slice correction.



PWR-COR TECHNOLOGY™

A PWR-COR™ weighting system positions mass low and forward to combine low spin with faster ball speed for enhanced distance.

H.O.T FACE TECHNOLOGY™

H.O.T (Highly Optimized Topology) Face Technology utilizes A.I to design 15 HOT zones to increase ball speed and smash factor across the face.

ADJUSTABLE WEIGHTING

Two adjustable weights (a heavy 8g and a lightweight 3g) can be positioned in the back or the heel to fine tune the ball flight to be more neutral or draw biased.

PROGRESSIVE RAILS

The 3W features no rails to account for a sweeping, shallow swing while the 5W and 7W features pronounced rails to improve turf interaction for steeper swings.



LIGHTWEIGHT CARBON CROWN

A new carbon crown material is thinner and frees up more discretionary weight to improve CG/MOI properties.



Free Arccos sensors with purchase

LOFT	LOFT SETTINGS	HEAD VOLUME	LIE ANGLE	LENGTH (ARCCOS GRIP ADDS .25" IN CUSTOM)	SWING WEIGHT	SHAFT FLEX	RH/LH
	-1.5° -1° -1°D STD° STD°D +1° +1°D +1.5°						
3W	17.0° 17.5° 17.5°D 18.5° 18.5°D 19.5° 19.5°D 20.0°	161cc	59.75°	41.75"	C3	LADIES	RH/LH
5W	21.0° 21.5° 21.5°D 22.5° 22.5°D 23.5° 23.5°D 24.0°	152cc	60.50°	41.25"	C3	LADIES	RH/LH
7W	24.0° 24.5° 24.5°D 25.5° 25.5°D 26.5° 26.5°D 27.0°	150cc	61.25°	40.75"	C3	LADIES	RH/LH

GRIP	SHAFT	COLORS
<ul style="list-style-type: none"> Lamkin Crossline Undersize (60R) - Black (44g) 	<ul style="list-style-type: none"> UST Helium Nanocore 4F1 (High/High): L (43g) 	<ul style="list-style-type: none"> Elderberry/Gloss Black

LTD_x[™]

HYBRID

The LTD_x[™] Hybrid is designed for pure distance, high launch, and straight ball flights.



PWR-COR TECHNOLOGY[™]

A PWR-COR[™] weighting system positions mass low and forward to combine low spin with faster ball speed for enhanced distance.

H.O.T FACE TECHNOLOGY[™]

H.O.T (Highly Optimized Topology) Face Technology utilizes A.I. to design 15 HOT zones with strategic thicknesses to increase smash factor and ball speed across a wider area on the face.

PWRSHELL[™] FACE CUP DESIGN

A forged face cup is designed to increase flex across the face and the sole for faster ball speed and higher launch.

BAFFLER[®] RAILS

Two Baffler[®] sole rails allow the club to glide effortlessly out of tight lies, thick rough, and even bunkers.



Free Arccos sensors with purchase

CLUB	LOFT	HEAD VOLUME	LIE ANGLE	LENGTH (ARCCOS GRIP ADDS .25" IN CUSTOM)	SWING WEIGHT (S, R, A)	SHAFT FLEX	RH/LH
2H	17.0°	119cc	57.50°	41.50"	D1, C9, C8	S, R, A	RH
3H	19.0°	119cc	58.00°	40.75"	D1, C9, C8	S, R, A	RH/LH
4H	21.0°	119cc	58.50°	40.00"	D1, C9, C8	S, R, A	RH/LH
5H	24.0°	119cc	59.00°	39.25"	D1, C9, C8	S, R, A	RH/LH
6H	28.0°	119cc	59.50°	38.50"	D1, C9, C8	*S, R, A	RH

* 6H available in stiff flex through custom only

GRIP	SHAFT	COLORS
<ul style="list-style-type: none"> Lamkin Crossline (58R) - Black/Silver (48.5g) 	<ul style="list-style-type: none"> KBS PGI 85 (80g) - Stiff KBS PGI 75 (70g) - Reg KBS PGI 65 (60g) - Lite 	<ul style="list-style-type: none"> Gold Fusion/Black

LTD_x™

ONE LENGTH HYBRID

The LTD_x™ ONE Length Hybrid is designed for enhanced consistency and accuracy in a shorter, 37.5" setup.



WHY PLAY ONE LENGTH?

Traditionally, people have a different setup, ball position and swing for every club in the bag causing inconsistencies. ONE Length reduces as many variables as possible by promoting one consistent setup, ball position and swing through the set. The result is more accuracy, more consistency and improved confidence.

PWR-COR TECHNOLOGY

A PWR-COR™ weighting system positions mass low and forward to combine low spin with faster ball speed for enhanced distance.

H.O.T FACE TECHNOLOGY™

H.O.T (Highly Optimized Topology) Face Technology utilizes A.I. to design 15 HOT zones with strategic thicknesses to increase smash factor and ball speed across a wider area on the face.

PWRSHELL™ FACE CUP DESIGN

A forged face cup is designed to increase flex across the face and the sole for faster ball speed and higher launch.



BAFFLER® RAILS

Two Baffler® sole rails allow the club to glide effortlessly out of tight lies, thick rough, and even bunkers.



Free Arccos sensors with purchase

CLUB	LOFT	HEAD VOLUME	LIE ANGLE	LENGTH (ARCCOS GRIP ADDS .25" IN CUSTOM)	SWING WEIGHT (S, R, A)	SHAFT FLEX	RH/LH
3H	19.0°	119cc	63.00°	37.25"	D1, C9, C8	S, R, A	RH/LH
4H	21.0°	119cc	62.50°	37.25"	D1, C9, C8	S, R, A	RH/LH
5H	24.0°	119cc	62.00°	37.25"	D1, C9, C8	S, R, A	RH/LH

GRIP	SHAFT	COLORS
<ul style="list-style-type: none"> Lamkin Crossline (58R) - Black/Silver (48.5g) 	<ul style="list-style-type: none"> KBS PGI 85 (80g) - Stiff KBS PGI 75 (70g) - Regv KBS PGI 65 (60g) - Lite 	<ul style="list-style-type: none"> Blue/Red & Black

LTD_xTM

WOMEN'S HYBRID

The LTD_x™ Women's Hybrid is designed for pure distance, high launch, and straight ball flights.



PWR-COR TECHNOLOGY™

A PWR-COR™ weighting system positions mass low and forward to combine low spin with faster ball speed for enhanced distance.

H.O.T FACE TECHNOLOGY™

H.O.T (Highly Optimized Topology) Face Technology utilizes A.I. to design 15 HOT zones with strategic thicknesses to increase smash factor and ball speed across a wider area on the face.

PWRSHELL™ FACE CUP DESIGN

A forged face cup is designed to increase flex across the face and the sole for faster ball speed and higher launch.

BAFFLER® RAILS

Two Baffler® sole rails allow the club to glide effortlessly out of tight lies, thick rough, and even bunkers.



Free Arccos sensors with purchase

CLUB	LOFT	HEAD VOLUME	LIE ANGLE	LENGTH (ARCCOS GRIP ADDS .25" IN CUSTOM)	SWING WEIGHT	SHAFT FLEX	RH/LH
4H	21.0°	119cc	58.50°	39.00"	C2.5	LADIES	RH/*LH
5H	23.0°	119cc	59.00°	38.25"	C2.5	LADIES	RH/*LH
6H	28.0°	119cc	59.50°	37.50"	C2.5	LADIES	RH/*LH
7H	31.0°	119cc	60.00°	36.75"	C2.5	LADIES	RH/*LH

*LH is custom only

GRIP	SHAFT	COLORS
<ul style="list-style-type: none"> Lamkin Crossline Undersize (60R) - Black (44g) 	<ul style="list-style-type: none"> KBS PGI 55 (50g) - L 	<ul style="list-style-type: none"> Elderberry/Black

KING

TEC HYBRID

The KING TEC Hybrid features advanced technologies to create the ultimate distance hybrid that fits within the better player category.



PWRSHELL™ FACE TECHNOLOGY

A forged face cup is designed to increase flex across the face and the sole for faster ball speed and higher launch.

LIGHTWEIGHT CARBON CROWN

A carbon crown allows more discretionary weight to be positioned within the clubhead to enhance speed and forgiveness.

ADJUSTABLE WEIGHTING SYSTEM

Two 12g heavy weights can be positioned in the toe, heel and front to fine tune trajectory and spin performance. Heavier 14g and lighter 10g weights are available in custom to allow for +4g and -4g in weight adjustment.



Free Arccos sensors with purchase

LOFT	LOFT SETTINGS	HEAD VOLUME	LIE ANGLE	LENGTH (ARCCOS GRIP ADDS .25" IN CUSTOM)	SWING WEIGHT	SHAFT FLEX	RH/LH
	-1.5° -1° -1°D STD° STD°D +1° +1°D +1.5°						
2H	15.5° 16.0° 16.0°D 17.0° 17.0°D 18.0° 18.0°D 18.5°	122cc	58.50°	41.00"	D0.5	X, S, R	RH
3H	17.5° 18.0° 18.0°D 19.0° 19.0°D 20.0° 20.0°D 20.5°	122cc	59.00°	40.25"	D0.5	X, S, R	RH/*LH
4H	19.5° 20.0° 20.0°D 21.0° 21.0°D 22.0° 22.0°D 22.5°	122CC	59.50°	39.50"	D0.5	X, S, R	RH/*LH
5H	22.5° 23.0° 23.0°D 24.0° 24.0°D 25.0° 25.0°D 25.5°	122CC	60.00°	38.75"	D0.5	X, S, R	RH

*LH CUSTOM ONLY

GRIP	SHAFT	COLORS
<ul style="list-style-type: none"> Lamkin Crossline STD (58R) - Black (50g) 	<ul style="list-style-type: none"> MCA MMT 70 - X (88g), S (85g), R (73g) 	<ul style="list-style-type: none"> Turbulence/Black



LTD_xTM

IRON TECHNOLOGY

The revolutionary design of the LTD_xTM Irons starts at the core. The construction features a multi-layer PWR-CORTM weighting system that lowers CG, and promotes maximum flex of the body, sole and face for peak ball speed and distance. Available in Standard and ONE Length models.





▶ **PWR-COR TECHNOLOGY™**

A multi-layer PWR-COR™ weighting system features a steel core bar that is suspended within a polymer injected casing. The design promotes maximum flex of the body, face and sole at impact creating an elastic rebound effect that delivers powerful ball speed.



▶ **PWR-SHELL™ TECHNOLOGY**

A variable thickness face is designed using hit pattern data to maximize speed on the most common miss-hit locations. A forged face cup with a deep undercut is designed to return more energy to the ball for enhanced distance.



▶ **SPEED TUNED WEIGHTING**

An 8 gram toe weight positions weight out on the toe for stability and can be adjusted down to 2g and up to 14g to dial in swing weighting for custom builds.

LTD_xTM IRONS

The revolutionary design of the LTD_x Irons starts at the core. The construction features a multi-layer PWR-COR™ weighting system that lowers CG, and promotes maximum flexion of the body, sole and face for peak ball speed and distance.



PWR-COR TECHNOLOGY™

A multi-layer PWR-COR™ weighting system features a steel core bar that is suspended within a polymer injected casing. The design promotes maximum flex of the body, face and sole at impact creating an elastic rebound effect that delivers powerful ball speed.

PWRSHELL™ FACE DESIGN

A forged face cup design increases ball speed across a wider area on the face.

SPEED TUNED WEIGHTING

An 8 gram toe weight enhances stability and can be adjusted down to 2g and up to 14g to dial in swing weighting for custom builds.



Free Arccos sensors with purchase

CLUB	LOFT	LIE ANGLE	OFFSET	LENGTH (ARCCOS GRIP ADDS .25" IN CUSTOM)	*GRAPHITE SWING WEIGHT	STEEL SWING WEIGHT	*GRAPHITE SHAFT FLEX	STEEL SHAFT FLEX	RH/LH
4	18.5°	62.00°	5.4	39.25"	D0 (S), C9 (R), C8 (A)	D0 (S), D0 (R)	S, R, A	S, R	RH/LH
5	20.5°	62.50°	4.6	38.5"	D0 (S), C9 (R), C8 (A)	D0 (S), D0 (R)	S, R, A	S, R	RH/LH
6	23.5°	63.00°	3.9	37.75"	D0 (S), C9 (R), C8 (A)	D0 (S), D0 (R)	S, R, A	S, R	RH/LH
7	26.5°	63.50°	3.2	37.25"	D0 (S), C9 (R), C8 (A)	D0 (S), D0 (R)	S, R, A	S, R	RH/LH
8	31.0°	64.00°	2.6	36.75"	D0 (S), C9 (R), C8 (A)	D0 (S), D0 (R)	S, R, A	S, R	RH/LH
9	36.0°	64.50°	2.0	36.25"	D0 (S), C9 (R), C8 (A)	D0 (S), D0 (R)	S, R, A	S, R	RH/LH
PW	41.5°	65.00°	1.5	36.00"	D1 (S), D0 (R), C9 (A)	D1 (S), D1 (R)	S, R, A	S, R	RH/LH
GW	47.5°	65.00°	1.0	35.75"	D2 (S), D1 (R), D0 (A)	D2 (S), D2 (R)	S, R, A	S, R	RH/LH
SW	54.0°	65.00°	1.0	35.50"	D2 (S), D1 (R), D0 (A)	D2 (S), D2 (R)	S, R, A	S, R	RH/LH

*Graphite available in custom only

STOCK SET COMPOSITION	GRIP	SHAFT	COLORS
Combo Sets: 5H, 6-PW, GW (RH: R & A flex) Iron Sets: 5-GW (RH/LH; S & R flex) 4-PW (RH; S flex)	<ul style="list-style-type: none"> Lamkin Crossline (58R) - Black (48.5g) 	<ul style="list-style-type: none"> *Graphite: KBS PGI 85 (80g) - Stiff, KBS PGI 75 (70g) - Reg, KBS PGI 65 (60g) - Lite Steel: KBS Tour 90 (102g - S, 95g - R) 	<ul style="list-style-type: none"> Chrome/Gold Fusion

LTD_x™

ONE LENGTH™ IRONS

The LTDx ONE Length Irons are designed at 7 iron length through the set for enhanced consistency and accuracy from club to club.



WHY PLAY ONE LENGTH?

Traditionally, people have a different setup, ball position and swing for every club in the bag causing inconsistencies. ONE Length reduces as many variables as possible by promoting one consistent setup, ball position and swing through the set. The result is more accuracy, more consistency and improved confidence.

PWR-COR TECHNOLOGY™

A multi-layer PWR-COR™ weighting system features a steel core bar that is suspended within a polymer injected casing. The design promotes maximum flex of the body, face and sole at impact creating an elastic rebound effect that delivers powerful ball speed.

PWRSHELL™ FACE DESIGN

A forged face cup design increases ball speed across a wider area on the face.

SPEED TUNED WEIGHTING



An 8 gram toe weight enhances stability and can be adjusted down to 2g and up to 14g to dial in swing weighting for custom builds.



Free Arccos sensors with purchase

CLUB	LOFT	LIE ANGLE	OFFSET	LENGTH (ARCCOS GRIP ADDS .25" IN CUSTOM)	*GRAPHITE SWING WEIGHT	STEEL SWING WEIGHT	*GRAPHITE SHAFT FLEX	STEEL SHAFT FLEX	RH/LH
4	19.0°	65.00°	6.0	37.25"	D1 (S), C9 (R), C8 (A)	D0	S, R, A	S, R	RH/LH
5	21.5°	64.50°	5.1	37.25"	D1 (S), C9 (R), C8 (A)	D0	S, R, A	S, R	RH/LH
6	24.0°	64.00°	4.2	37.25"	D1 (S), C9 (R), C8 (A)	D0	S, R, A	S, R	RH/LH
7	26.5°	63.50°	3.2	37.25"	D1 (S), C9 (R), C8 (A)	D0	S, R, A	S, R	RH/LH
8	31.0°	63.00°	2.6	37.25"	D1 (S), C9 (R), C8 (A)	D0	S, R, A	S, R	RH/LH
9	36.0°	62.50°	2.0	37.25"	D1 (S), C9 (R), C8 (A)	D0	S, R, A	S, R	RH/LH
PW	41.5°	62.00°	1.5	37.25"	D1 (S), C9 (R), C8 (A)	D1	S, R, A	S, R	RH/LH
GW	47.5°	61.50°	1.0	37.25"	D1 (S), C9 (R), C8 (A)	D1	S, R, A	S, R	RH/LH
SW	54°	61.50°	0.5	37.25"	D1 (S), C9 (R), C8 (A)	D1	S, R, A	S, R	RH/LH

*Graphite available in custom only

STOCK SET COMPOSITION	GRIP	SHAFT	COLORS
Combo Sets: 5H, 6-PW, GW (RH; R & A flex) Iron Sets: 5-GW (RH/LH; S, R, A flex)	<ul style="list-style-type: none"> Lamkin Crossline (58R) - Black/Silver (48.5g) 	<ul style="list-style-type: none"> *Graphite: KBS PGI 85 (80g) - Stiff, KBS PGI 75 (70g) - Reg, KBS PGI 65 (60g) - Lite Steel: KBS Tour 80 in 4-6i (100g - S, R), Tour 90 in 7-9i (102g - S, 95g - R), Tour 120 in PW-SW (120g - S, 110g - R) 	<ul style="list-style-type: none"> Chrome/Red/Blue

WOMEN'S IRONS

The revolutionary design of the LTD_x™ Women's Irons starts at the core. The construction features a multi-layer PWR-COR™ weighting system that lowers CG, and promotes maximum flexion of the body, sole and face for peak ball speed and distance.



PWR-COR TECHNOLOGY™

A multi-layer PWR-COR™ weighting system features a steel core bar that is suspended within a polymer injected casing. The design promotes maximum flexion of the body, face and sole at impact creating an elastic rebound effect that delivers powerful ball speed.

PWRSHELL™ FACE DESIGN

A forged face cup design increases ball speed across a wider area on the face.

SPEED TUNED WEIGHTING



An 8 gram toe weight enhances stability and can be adjusted down to 2g and up to 14g to dial in swing weighting for custom builds.



Free Arccos sensors with purchase

CLUB	LOFT	LIE ANGLE	OFFSET	LENGTH (ARCCOS GRIP ADDS .25" IN CUSTOM)	GRAPHITE SWING WEIGHT	GRAPHITE SHAFT FLEX	RH/LH
5	20.5°	62.5°	4.6	37.5"	C1.5	LADIES	RH/*LH
6	23.5°	63.0°	3.9	36.75"	C1.5	LADIES	RH/*LH
7	26.50°	63.5°	3.2	36.25"	C1.5	LADIES	RH/*LH
8	31.00°	64.0°	2.6	35.75"	C1.5	LADIES	RH/*LH
9	36.00°	64.5°	2.0	35.25"	C1.5	LADIES	RH/*LH
PW	41.50°	65.0°	1.5	35.00"	C2.5	LADIES	RH/*LH
GW	47.50°	65.0°	1.0	34.75"	C3.5	LADIES	RH/*LH
SW	54.00°	65.0°	1.0	34.5"	C4.5	LADIES	RH/*LH

*LH is custom only

STOCK SET COMPOSITION	GRIP	SHAFT	COLORS
Combo Sets: 5H, 6H, 7-PW, SW (RH)	<ul style="list-style-type: none"> Lamkin Crossline Undersize (60R) - Black (44g) 	<ul style="list-style-type: none"> KBS PGI 55 (50g) - L 	<ul style="list-style-type: none"> Chrome/ Elderberry

KING[®]

FORGED TEC IRONS

The new and improved Forged TEC irons feature a sleeker and more compact shape, a thinner topline, and a classic design for those that desire a better player iron but need the forgiveness.



FORGED CONSTRUCTION

A new 5-step forged body is crafted to deliver the softest feel while a hollow cavity provides added distance and forgiveness.

PWRSHELL[™] FACE

A forged face cup design increases ball speed across a wider area on the face.

HOLLOW BODY WITH FOAM INSERT

The hollow body is injected with a flexible foam that promotes an elastic rebound effect for powerful ball speed.

TUNGSTEN WEIGHTING



A heavy tungsten toe weight perfectly positions the CG behind the hitting zone for pure feel with added forgiveness.



Free Arccos sensors with purchase

CLUB	LOFT	LIE ANGLE	OFFSET	LENGTH (ARCCOS GRIP ADDS .25" IN CUSTOM)	STEEL SWING WEIGHT	STEEL SHAFT FLEX	RH/LH
3	19.0°	60.50°	3.9	39.25"	D2	S, R	RH/*LH
4	21.0°	61.00°	3.6	38.75"	D2	S, R	RH/*LH
5	23.0°	61.50°	3.3	38.25"	D2	S, R	RH/*LH
6	26.0°	62.00°	3.0	37.75"	D2	S, R	RH/*LH
7	29.5°	62.50°	2.7	37.25"	D2	S, R	RH/*LH
8	34.0°	63.00°	2.4	36.75"	D2	S, R	RH/*LH
9	39.0°	63.50°	2.1	36.25"	D2	S, R	RH/*LH
PW	44.0°	64.00°	1.8	36.00"	D3	S, R	RH/*LH
GW	49.0°	64.00°	1.5	35.75"	D3	S, R	RH/*LH

*LH is custom only

STOCK SET COMPOSITION	GRIP	SHAFT	COLORS
4-PW (Steel) *Graphite custom only	<ul style="list-style-type: none"> Lamkin Crossline STD (58R) - Black/Silver (48.5g) 	<ul style="list-style-type: none"> STEEL: KBS S-Taper Lite (115g - S, 110g - R) 	<ul style="list-style-type: none"> Chrome

KING

FORGED TEC ONE LENGTH IRONS

The Forged TEC ONE Length Irons are designed at 7 iron length through the set for enhanced consistency and accuracy from club to club.



WHY PLAY ONE LENGTH?

Traditionally, people have a different setup, ball position and swing for every club in the bag causing inconsistencies. ONE Length reduces as many variables as possible by promoting one consistent setup, ball position and swing through the set. The result is more accuracy, more consistency and improved confidence.

FORGED CONSTRUCTION

A new 5-step forged body is crafted to deliver the softest feel while a hollow cavity provides added distance and forgiveness.

PWRSHELL[™] FACE

A forged face cup design increases ball speed across a wider area on the face.

HOLLOW BODY WITH FOAM INSERT

The hollow body is injected with a flexible foam that promotes an elastic rebound effect for powerful ball speed.

TUNGSTEN WEIGHTING

A heavy tungsten toe weight perfectly positions the CG behind the hitting zone for pure feel with added forgiveness.



Free Arccos sensors with purchase

CLUB	LOFT	LIE ANGLE	OFFSET	LENGTH (ARCCOS GRIP ADDS .25" IN CUSTOM)	STEEL SWING WEIGHT	STEEL SHAFT FLEX	RH/LH
4	21.0°	64.00°	4.2	37.25"	D2	S, R	RH/*LH
5	23.0°	63.50°	3.6	37.25"	D2	S, R	RH/*LH
6	26.0°	63.00°	3.1	37.25"	D2	S, R	RH/*LH
7	29.5°	62.50°	2.7	37.25"	D2	S, R	RH/*LH
8	34.0°	62.00°	2.4	37.25"	D2	S, R	RH/*LH
9	39.0°	61.50°	2.1	37.25"	D2	S, R	RH/*LH
PW	44.0°	61.00°	1.8	37.25"	D3	S, R	RH/*LH
GW	49.0°	61.00°	1.5	37.25"	D3	S, R	RH/*LH

*LH is custom only

STOCK SET COMPOSITION	GRIP	SHAFT	COLORS
5-GW (Steel) *Graphite custom only	<ul style="list-style-type: none"> Lamkin Crossline STD (58R) - Black/Silver (48.5g) 	<ul style="list-style-type: none"> STEEL: KBS S-Taper Lite 105 in 4-9i (115g - S, R), 120 in PW-SW (120g - S, R) 	<ul style="list-style-type: none"> Chrome

KING[®]

FORGED TEC X IRONS

Everything you like about the Forged TEC now comes with even more power under the hood. The Forged TEC X features "Xtreme" distance and forgiveness in a classic players iron shape.



OUR MOST FORGIVING PLAYERS IRON

A lower CG design, stronger lofts, and 45g more tungsten than Forged TEC, the "X" model delivers extreme distance and forgiveness in a clean players iron shape.

PWRSHELL FACE

A forged face cup design increases ball speed across a wider area on the face.

HOLLOW BODY WITH FOAM INSERT

The hollow body is injected with a flexible foam that promotes an elastic rebound effect for powerful ball speed.

TUNGSTEN WEIGHTING



65g of tungsten weighting perfectly positions the CG behind the hitting zone for pure feel with added forgiveness.



Free Arccos sensors with purchase

CLUB	LOFT	LIE ANGLE	OFFSET	LENGTH (ARCCOS GRIP ADDS .25" IN CUSTOM)	GRAPHITE SWING WEIGHT	STEEL SWING WEIGHT	STEEL SHAFT FLEX	RH/LH
4	19.0°	62.00°	4.2	38.75"	D1 (S), C9 (R)	D1	S, R	RH/*LH
5	21.0°	62.50°	3.8	38.25"	D1 (S), C9 (R)	D1	S, R	RH/*LH
6	24.0°	63.00°	3.4	37.75"	D1 (S), C9 (R)	D1	S, R	RH/*LH
7	27.0°	63.50°	3.0	37.25"	D1 (S), C9 (R)	D1	S, R	RH/*LH
8	31.5°	64.00°	2.6	36.75"	D1 (S), C9 (R)	D1	S, R	RH/*LH
9	36.5°	64.50°	2.2	36.25"	D1 (S), C9 (R)	D1	S, R	RH/*LH
PW	42.0°	65.00°	1.8	36.00"	D2 (S), D0 (R)	D2	S, R	RH/*LH
GW	48.0°	65.00°	1.5	35.75"	D2 (S), D0 (R)	D2	S, R	RH/*LH

*LH is custom only

STOCK SET COMPOSITION	GRIP	SHAFT	COLORS
5-GW (Steel & Graphite)	<ul style="list-style-type: none"> Lamkin Crossline STD (58R) - Black/Silver (48.5g) 	<ul style="list-style-type: none"> STEEL: KBS Tour Lite (102g - S, R) Graphite: KBS TGI 85 (S), 75 (R) 	<ul style="list-style-type: none"> Chrome

KING

TOUR IRONS (COPPER & CHROME)

When forging or casting couldn't deliver the soft feel we sought after, we introduced a new process. The new KING Tour irons are the first irons created using Metal Injection Molding (MIM) Technology, the most precise way to make a precision iron. Available in a chrome or copper finish.



*Copper will be discontinued in 2022



MIM CONSTRUCTION

The Metal Injection Molding (MIM) process delivers the most precise shapes and exceptionally soft feel.

TUNGSTEN WEIGHTING

A heavy tungsten toe weight perfectly positions the CG behind the hitting zone for pure feel with added forgiveness.



TPU INSERT

A thermoplastic polyurethane (TPU) insert positioned behind the hitting zone damps vibrations for a buttery soft feel at impact.



Free Arccos sensors with purchase

CLUB	LOFT	LIE ANGLE	OFFSET	LENGTH (ARCCOS GRIP ADDS .25" IN CUSTOM)	STEEL SWING WEIGHT	STEEL SHAFT FLEX	RH/LH
3	20.0°	60.50°	3.8	39.00"	D2.5	S, R	RH/LH
4	23.0°	61.00°	3.4	38.50"	D2.5	S, R	RH/LH
5	26.0°	61.50°	3.1	38.00"	D2.5	S, R	RH/LH
6	29.0°	62.00°	2.9	37.50"	D2.5	S, R	RH/LH
7	33.0°	62.50°	2.5	37.00"	D2.5	S, R	RH/LH
8	37.0°	63.00°	2.3	36.50"	D2.5	S, R	RH/LH
9	41.0°	63.50°	2.1	36.00"	D2.5	S, R	RH/LH
PW	45.0°	64.00°	1.9	35.75"	D3.5	S, R	RH/LH
GW	50.0°	64.00°	1.9	35.50"	D3.5	S, R	RH/LH

STOCK SET COMPOSITION	GRIP	SHAFT	COLORS
4-PW	<ul style="list-style-type: none"> Lamkin Crossline Connect STD (58R) - Black (50g) 	<ul style="list-style-type: none"> Steel: KBS \$-Taper (120g) 	<ul style="list-style-type: none"> Chrome or Copper

KING[®]

FORGED CB/MB IRONS

A tour-validated design configured to match Rickie Fowler's custom gamers, the KING Forged irons are COBRA's softest, most precise irons as demanded by the best golfers.



5-STEP FORGING PROCESS

The KING Forged irons utilize a 5-step forging process that improves the grain structure alignment and integrity of the metal for the softest feel possible.

TUNGSTEN WEIGHTING

12 grams of tungsten positioned in the toe centers the CG behind the hitting zone for the purest feel with added stability.

FLOW SET

A progressive set flows from more forgiving cavity back irons (4-6i) to traditional, muscle back short irons (7-PW) for maximum precision and control.

DBM BLACK FINISH

DBM (Diamonized Black Metal) Technology is a revolutionary surface finish that provides extreme wear resistance, reduced glare and a professional look preferred by better players.



Free Arccos sensors with purchase

CLUB	LOFT	LIE ANGLE	OFFSET	LENGTH (ARCCOS GRIP ADDS .25" IN CUSTOM)	STEEL SWING WEIGHT	STEEL SHAFT FLEX	RH/LH
3	21.0°	60.50°	2.5	39.25"	S, R	S, R	RH
4	24.0°	61.00°	2.3	38.75"	S, R	S, R	RH
5	27.0°	61.50°	2.0	38.25"	S, R	S, R	RH
6	30.0°	62.00°	1.8	37.75"	S, R	S, R	RH
7	34.0°	62.50°	1.5	37.25"	S, R	S, R	RH
8	38.0°	63.00°	1.3	36.75"	S, R	S, R	RH
9	42.0°	63.50°	1.3	36.25"	S, R	S, R	RH
PW	46.0°	64.00°	1.3	36.00"	S, R	S, R	RH
GW	50.0°	64.00°	1.3	35.75"	S, R	S, R	RH

*LH custom only

STOCK SET COMPOSITION	GRIP	SHAFT	COLORS
· 4-PW (RH/LH)	· *Custom grips available	· *Steel taper tip shafts available in custom	· DBM Black

*Graphite custom only

*Full MB Or Full CB Sets Available Custom RH Only

KING

RF FORGED MB COPPER IRONS

The KING RF Forged MB irons are co-designed by Rickie Fowler and COBRA® Golf and duplicate his setup as close as possible down to head shape, the shaft and grip so players can experience what it feels like to play one-of-a-kind tour-caliber irons.



*These irons will be discontinued in 2022

5-STEP FORGING

Each iron is forged 5 times from a block of 1025 carbon steel to deliver the softest feel desired by the best players.

TUNGSTEN TOE WEIGHTING

A tungsten toe weight centers the CG behind the sweet spot for the purest and most precise shots with added stability.

COPPER FINISH

A rich copper finish was hand selected by Rickie Fowler as a finishing touch to make these irons truly one of a kind.



Co-developed with Golf Pride, the irons are equipped with Tour Velvet Align Smart Grips giving players access to in-depth shot-tracking data.



Free Arccos sensors with purchase

CLUB	LOFT	LIE ANGLE	OFFSET	LENGTH (WITH ARCCOS GRIP)	STEEL SWING WEIGHT	STEEL SHAFT FLEX	RH/LH
4	24.0°	61.00°	0.66	38.75"	D2	S, R	RH
5	27.0°	61.50°	0.66	38.25"	D2	S, R	RH
6	30.0°	62.00°	0.66	37.75"	D2	S, R	RH
7	34.0°	62.50°	0.66	37.25"	D2	S, R	RH
8	38.0°	63.00°	0.66	36.75"	D2	S, R	RH
9	42.0°	63.50°	0.66	36.25"	D2	S, R	RH
PW	46.0°	64.00°	0.66	36.00"	D3	S, R	RH

STOCK SET COMPOSITION	GRIP	SHAFT	COLORS
<ul style="list-style-type: none"> 4-PW (RH) 	<ul style="list-style-type: none"> Golf Pride Tour Velvet Align Connect - Black/Red 	<ul style="list-style-type: none"> Steel: KBS C-Taper 120 *Graphite available in custom only (Taper Tip Only) 	<ul style="list-style-type: none"> Copper

T-RAIL

HYBRID IRONS

Distance and forgiveness join forces in a unique hybrid-iron set to help golfers experience the easiest golf of their life.



HOLLOW CONSTRUCTION

A hollow design through the set gives every club the super power of hybrid-like launch and distance.

BAFFLER® RAILS

Baffler® Rails allow the club to glide effortlessly through any turf condition, making a great shot outcome always possible.

FORGED E9 FACE

A high strength steel face is designed with variable thickness E9 Technology to ensure no distance is left behind, even on off-center hits.

4 HYBRID IN THE SET

A 4-hybrid launches higher and is more forgiving than a 4-iron, making longer approach shots not just easier, but much more consistent.

T-RAIL HYBRID	LOFT	LIE ANGLE	GRAPHITE LENGTH	GRAPHITE SWING WEIGHT	FLEX	RH/LH
*4H	20.0°	58.50°	39.75"	C8	S, R, A	RH/LH
*5H	23.0°	59.00°	39.00"	C8	S, R, A	RH/LH
*6H	26.0°	59.50°	38.50"	C8	S, R, A	RH/LH

*Hybrids sold in combo set only; 5H & 6H available in a combo set through custom

CLUB	LOFT	LIE ANGLE	OFFSET	GRAPHITE LENGTH	GRAPHITE SWING WEIGHT	STEEL SWING WEIGHT	GRAPHITE SHAFT FLEX	STEEL SHAFT FLEX	RH/LH
4	20.0°	61.00°	4.2	39.25"	C8	D1	S, R, A	S, R	RH/LH
5	23.0°	61.50°	3.8	38.50"	C8	D1	S, R, A	S, R	RH/LH
6	26.0°	62.00°	3.4	37.75"	C8	D1	S, R, A	S, R	RH/LH
7	29.0°	62.50°	3.0	37.25"	C8	D1	S, R, A	S, R	RH/LH
8	34.0°	63.00°	2.6	36.75"	C8	D1	S, R, A	S, R	RH/LH
9	39.0°	63.50°	2.2	36.25"	C8	D1	S, R, A	S, R	RH/LH
PW	44.0°	64.00°	1.8	36.00"	C8	D1	S, R, A	S, R	RH/LH
GW	50.0°	64.50°	1.4	35.75"	C8	D1	S, R, A	S, R	RH/LH
SW	56.0°	65.00°	1.0	35.5"	C8	D1	S, R, A	S, R	RH/LH

STOCK SET COMPOSITION	GRIP	SHAFT	COLORS
<ul style="list-style-type: none"> Combo Set: 4H, 5-PW 	<ul style="list-style-type: none"> Lamkin Crossline STD (58R) - Black (50g) 	<ul style="list-style-type: none"> Graphite: COBRA ULTRALITE 50 - S, R (58.5g), ULTRALITE 45 - A (56g) Steel: COBRA FST ULTRALITE - S, R (97g) **Custom only 	<ul style="list-style-type: none"> Black PVD/Blue

T-RAIL

WOMEN'S HYBRID IRONS

Distance and forgiveness join forces in a unique hybrid-iron set to help you experience the easiest golf of your life.



HOLLOW CONSTRUCTION

A hollow design through the set gives every club the super power of hybrid-like launch and distance.

BAFFLER® RAILS

Baffler® Rails allow the club to glide effortlessly through any turf condition, making a great shot outcome always possible.

FORGED E9 FACE

A high strength steel face is designed with variable thickness E9 Technology to ensure no distance is left behind, even on off-center hits.

4 HYBRID IN THE SET

A 4-hybrid launches higher and is more forgiving than a 4-iron, making longer approach shots not just easier, but much more consistent.

T-RAIL HYBRID	LOFT	LIE ANGLE	GRAPHITE LENGTH	GRAPHITE SWING WEIGHT	FLEX	RH/LH
*4H	20.0°	58.50°	38.75"	C2.5	LADIES	RH/LH
*5H	23.0°	59.00°	38.00"	C2.5	LADIES	RH/LH
*6H	26.0°	59.50°	37.50"	C2.5	LADIES	RH/LH

*Hybrids sold in combo set only; 4H & 6H available in a combo set through custom

CLUB	LOFT	LIE ANGLE	OFFSET	GRAPHITE LENGTH	GRAPHITE SWING WEIGHT	GRAPHITE SHAFT FLEX	RH/LH
5	23.0°	61.50°	3.8	37.50"	C2	LADIES	RH/LH
6	26.0°	62.00°	3.4	36.75"	C2	LADIES	RH/LH
7	29.0°	62.50°	3.0	36.25"	C2	LADIES	RH/LH
8	34.0°	63.00°	2.6	35.75"	C2	LADIES	RH/LH
9	39.0°	63.50°	2.2	35.25"	C2	LADIES	RH/LH
PW	44.0°	64.00°	1.8	35.00"	C2	LADIES	RH/LH
GW	50.0°	64.50°	1.4	34.75"	C2	LADIES	RH/LH
SW	56.0°	65.00°	1.0	34.50"	C2	LADIES	RH/LH

STOCK SET COMPOSITION	GRIP	SHAFT	COLORS
<ul style="list-style-type: none"> Combo Set: 5H, 6-PW, SW 	<ul style="list-style-type: none"> Lamkin Crossline STD (58R) - Black (50g) 	<ul style="list-style-type: none"> COBRA ULTRALITE 45 - L (52g) 	<ul style="list-style-type: none"> Silver PVD/Pink

KING

UTILITY IRONS

Classic looks fuse with modern technology in a utility iron that blends distance and playability in a muscle back shape preferred by better players.



HOLLOW CONSTRUCTION

A classic, muscle back shape conceals an unassuming hollow core that delivers low CG and controlled distance for maximum playability.

TUNGSTEN WEIGHTING

Tungsten toe weighting centers the CG behind the hitting zone to maximize distance and precision, even on off-center hits.

MYFLY8 TECHNOLOGY


Eight easily adjustable loft settings allow for fine tuning of trajectory and launch to maximize distance.



Free Arccos sensors with purchase

LOFT	LOFT SETTINGS								LIE ANGLE	OFFSET	LENGTH (ARCCOS GRIP ADDS .25" IN CUSTOM)	GRAPHITE SWING WEIGHT	STEEL SWING WEIGHT	GRAPHITE SHAFT FLEX	STEEL SHAFT FLEX	RH/LH
	-1.5°	-1°	-1°D	STD°	STD°D	+1°	+1°D	+1.5°								
2U	16.0°	16.5°	16.5°D	17.5°	17.5°D	18.5°	18.5°D	19.0°	59.75°	3.1°	39.75"	D1	D2	*X, S, R	S, R	RH
3U	18.0°	18.5°	18.5°D	19.5°	19.5°D	20.5°	20.5°D	21.0°	61.75°	3.1°	39.00"	D1	D2	*X, S, R	S, R	RH/LH
4U	21.0°	21.5°	21.5°D	22.5°	22.5°D	23.5°	23.5°D	24.0°	62.75°	2.7°	38.50"	D1	D2	*X, S, R	S, R	RH/LH

* LH custom only

GRIP	SHAFT	COLORS
<ul style="list-style-type: none"> Lamkin Crossline STD (58R) - Black (50g) 	<ul style="list-style-type: none"> Steel: KBS S-TAPER LITE (115g - S, R) Graphite: PROJECT X CATALYST 60 (68g - R), 80 (85g - X, S) 	<ul style="list-style-type: none"> Satin Chrome

KING

UTILITY ONE LENGTH IRONS

Engineered to deliver distance, consistency and forgiveness at 7-iron length (37.50") to blend seamlessly with a ONE Length iron set.



CONSISTENT SET UP & SWING

Every club at 7-iron length promotes one repeatable setup and swing for more consistency club to club.

HOLLOW CONSTRUCTION

A classic, muscle back shape conceals an unassuming hollow core that delivers low CG and controlled distance for maximum playability.

TUNGSTEN WEIGHTING

Tungsten toe weighting centers the CG behind the hitting zone to maximize distance and precision, even on off-center hits.

MYFLY8 TECHNOLOGY


Eight easily adjustable loft settings allow for fine tuning of trajectory and launch to maximize distance.



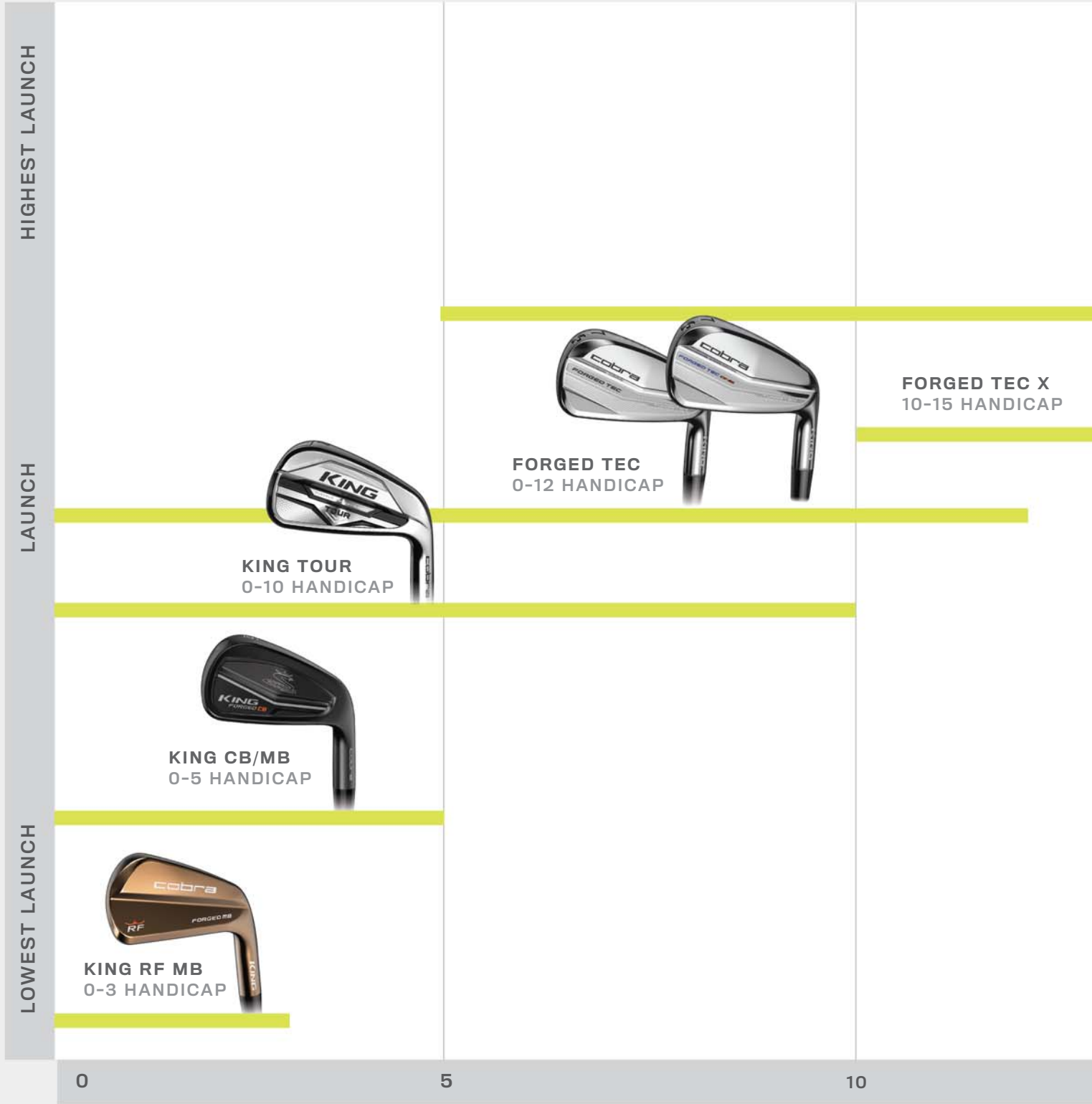
Free Arccos sensors with purchase

LOFT	LOFT SETTINGS								LIE ANGLE	OFFSET	LENGTH (ARCCOS GRIP ADDS .25" IN CUSTOM)	GRAPHITE SWING WEIGHT	STEEL SWING WEIGHT	GRAPHITE SHAFT FLEX	STEEL SHAFT FLEX	RH/LH
	-1.5°	-1°	-1°D	STD°	STD°D	+1°	+1°D	+1.5°								
3U	18.0°	18.5°	18.5°D	19.5°	19.5°D	20.5°	20.5°D	21.0°	62.50°	3.1"	37.25"	D1	D2	*X, S, R	S, R	RH
4U	21.0°	21.5°	21.5°D	22.5°	22.5°D	23.5°	23.5°D	24.0°	62.50°	2.7"	37.25"	D1	D2	*X, S, R	S, R	RH/LH
5U	24.0°	24.5°	24.5°D	25.5°	25.5°D	26.5°	26.5°D	27.0°	62.50°	2.7"	37.25"	D1	D2	*X, S, R	S, R	RH

* LH custom only

GRIP	SHAFT	COLORS
<ul style="list-style-type: none"> Lamkin REL Standard (58R) - Black (50g) 	<ul style="list-style-type: none"> Steel: KBS \$-TAPER LITE (115g - S, R) Graphite: PROJECT X CATALYST 60 (68g - R), 80 (85g - X, S) 	<ul style="list-style-type: none"> Satin Chrome

IRON COMPARISON



HANDICAP RANGE



LTX
5-25 HANDICAP

AIR-X
17+ HANDICAP

MOST FORGIVING

FORGIVENESS

LEAST FORGIVING

15

20

25

HANDICAP RANGE



WEDGES



10-VERSATILE



56

ONE

SB

KING
cobra

56

ONE

SB

KING
cobra

10-VERSATILE

10-VERSATILE

KING COBRA® WEDGE

The KING COBRA® Wedge with Snakebite Grooves features a throwback KING COBRA® logo to pay homage to the history and evolution of the brand. The wedge features a new SNAKEBITE™ groove design that is engineered to maximize spin and produce more BITE around the greens.



Free Arccos sensors with purchase



*Traditional grooves on 48 to 54 degree wedges

*Full face grooves on 56, 58, and 60 only

SNAKEBITE™ GROOVE TECHNOLOGY

A new groove design utilizes a re-engineered cutting method that tightens groove tolerances to maximize the groove volume and sharpen the edges to deliver maximum spin to the ball.

FULL FACE GROOVES

Full face grooves on the 56, 58, and 60 degree lofts provides maximum spin performance on shots with an open face.

3 GRINDS: VERSATILE, CLASSIC, WIDELOW

The "versatile" grind features toe, heel and trailing edge relief, the "classic" grind features a progressive sole width from heel to toe, and the "wide-low" grind features a wide sole with reduced bounce.

PROGRESSIVE SPIN TECHNOLOGY

The stronger lofts (50-54) feature narrower, tighter grooves and the weaker lofts (56-60) feature wide, shallower grooves for consistent trajectories between lofts.

LOFT	BOUNCE	GRIND	LIE ANGLE	OFFSET	LENGTH (ARCCOS GRIP ADDS .25" IN CUSTOM)	SWING WEIGHT (CHROME/BLACK)	SHAFT FLEX	RH/LH
48.0°	8.0°	VERSATILE	64.00°	1.0	35.75"	D2/D1	S	RH
50.0°	8.0°	VERSATILE	64.00°	1.0	35.75"	D2/D1	S	RH
52.0°	8.0°	VERSATILE	64.00°	1.0	35.75"	D3/D2	S	RH/LH
52.0°	12.0°	CLASSIC	64.00°	1.0	35.75"	D3/D2	S	RH
54.0°	10.0°	VERSATILE	64.00°	1.0	35.5"	D4/D3	S	RH
56.0°	7.0°	WIDELOW	64.00°	1.0	35.5"	D4/D3	S	RH
56.0°	10.0°	VERSATILE	64.00°	1.0	35.5"	D4/D3	S	RH/LH
56.0°	12.0°	CLASSIC	64.00°	1.0	35.5"	D4/D3	S	RH
58.0°	6.0°	WIDELOW	64.00°	1.0	35.25"	D4/D3	S	RH
58.0°	8.0°	VERSATILE	64.00°	1.0	35.25"	D4/D3	S	RH
60.0°	4.0°	WIDELOW	64.00°	1.0	35.25"	D4/D3	S	RH
60.0°	8.0°	VERSATILE	64.00°	1.0	35.25"	D4/D3	S	RH/LH
60.0°	11.0°	CLASSIC	64.00°	1.0	35.25"	D4/D3	S	RH

GRIP	SHAFT	COLORS
<ul style="list-style-type: none"> Lamkin Crossline STD (58R) - Black (50g) 	<ul style="list-style-type: none"> KBS HI-REV 2.0 125 (125g) 	<ul style="list-style-type: none"> Chrome & Black QPQ

KING COBRA® ONE LENGTH™ WEDGE

The KING COBRA® ONE Length™ specialty wedge is designed at 7 iron length to complement a ONE Length™ iron set up. A ONE Length™ configuration promotes a repeatable setup and swing for increased consistency and accuracy around the green.



Snakebite™ GROOVE TECHNOLOGY

A new groove design utilizes a re-engineered cutting method that tightens groove tolerances to maximize the groove volume and sharpen the edges to deliver maximum spin to the ball.

FULL FACE GROOVES

Full face grooves on the 56, 58, and 60 degree lofts provides maximum spin performance on shots with an open face.

VERSATILE GRIND

The "versatile" grind features toe, heel and trailing edge relief making it a great option for a variety of turf conditions and shot types.



PROGRESSIVE SPIN TECHNOLOGY

The stronger lofts (50-54) feature narrower, tighter grooves and the weaker lofts (56-60) feature wide, shallower grooves for consistent trajectories between lofts.



Free Arccos sensors with purchase

LOFT	BOUNCE	GRIND	LIE ANGLE	OFFSET	LENGTH (ARCCOS GRIP ADDS .25" IN CUSTOM)	SWING WEIGHT (CHROME/BLACK)	SHAFT FLEX	RH/LH
48.0°	8.0°	VERSATILE	62.50°	1.0	37.00"	D3.5/D1.5	S	RH
52.0°	8.0°	VERSATILE	62.50°	1.0	37.00"	D3.5/D1.5	S	RH/LH
54.0°	10.0°	VERSATILE	62.50°	1.0	37.00"	D3.5/D1.5	S	RH
56.0°	10.0°	VERSATILE	62.50°	1.0	37.00"	D3.5/D1.5	S	RH/LH
60.0°	8.0°	VERSATILE	62.50°	1.0	37.00"	D3.5/D1.5	S	RH/LH

GRIP	SHAFT	COLORS
<ul style="list-style-type: none"> Lamkin Crossline STD (58R) - Black (50g) 	<ul style="list-style-type: none"> KBS HI-REV 2.0 125 (125g) 	<ul style="list-style-type: none"> Chrome & Black QPQ



AIR-X

LIGHTER. FASTER. EASIER.

The AIR-X products are designed for the beginner to avid golfers with the smoothest swing tempos. Each club is crafted using lightweight components (head, shaft, and grip) to make every swing feel effortless.



► OUR LIGHTEST CLUBS GOT EVEN LIGHTER

Weighting just 277 grams, the AIR-X driver is up to 50 grams lighter than traditional drivers. For swing speeds under 90 mph, the lighter weight feels great, helps with delivery timing, and creates a sensation of effortless speed and control. For added forgiveness, the clubs use a blend of offset and heel weighting to help these golfers stay on their intended target line.



► **CARBON FIBER CROWN**

Using a lighter carbon fiber material, we were able to remove an additional 2 grams of weight from the head.



► **HEEL-BIASED WEIGHTING**

Weight positioned in the heel helps square the clubface quicker at impact for straighter and more controlled drives. An offset hosel adds draw bias and increases dynamic launch.



► **LIGHTWEIGHT SHAFT & GRIP**

A sub 50g shaft (48g cut weight) and a 6 gram lighter 37g grip saves 4 grams from the overall club weight and lowers the balance point closer to the head to maintain a proper swing weight.



AIR-X DRIVER

The AIR-X driver features a lightweight design to promote great feel, and effortless speed for the smoothest swing tempos.



LIGHTWEIGHT DESIGN

Using a lighter head, shaft (48g) and grip (37g) makes the club feel significantly lighter and easier to swing compared to a traditional driver.

CARBON CROWN

Using a lighter carbon crown material, we were able to remove an additional 2 grams of weight from the head.

BACK/HEEL WEIGHTING

Weight is localized in the back and heel to create stability on off center hits with draw bias for those that need it.

OFFSET DESIGN

In addition to heel weighting, a new hosel design with 20% more offset helps to further eliminate a golfer's slice so they can find more fairways.

ALSO AVAILABLE IN STRAIGHT NECK

For those who prefer a traditional look at address with no offset, a straight-neck version is also available.

LOFTS			LIE ANGLE	WEIGHTING	LENGTH	SWING WEIGHT	SHAFT FLEX	RH/LH
OS:	9.5° (RH)	10.5° (RH/LH)	11.5° (RH)	60.00°	46.00"	D1.5	S, R, A	RH/LH
SN:	9.5° (RH)	10.5° (RH/LH)	11.5° (RH)					

GRIP	SHAFT	COLORS
<ul style="list-style-type: none"> Lamkin REL Microlite Standard (58R) - Black (37g) 	<ul style="list-style-type: none"> COBRA ULTRALITE 40 (50g uncut) 	<ul style="list-style-type: none"> Revolver Grey/Red

AIR-X

FAIRWAY

The AIR-X fairway features a lightweight design to promote great feel, and effortless speed for the smoothest swing tempos.



LIGHTWEIGHT DESIGN

Using a lighter head, shaft (48g) and grip (41g) makes the club feel significantly lighter and easier to swing compared to a traditional fairway.

CARBON CROWN

Using a lighter carbon crown material, we were able to remove an additional 2 grams of weight from the head.

BACK/HEEL WEIGHTING

Weight is localized in the back and heel to create stability on off center hits with draw bias for those that need it.

OFFSET DESIGN

An offset hosel helps to eliminate a golfers' slice so they can hit straighter and more accurate shots.

FAIRWAY	LOFT	HEAD VOLUME	LIE ANGLE	LENGTH	SWING WEIGHT	SHAFT FLEX	RH/LH
3W	16.0°	172.5cc	57.00°	43.00"	D0	S, R, A	RH/LH
5W	20.0°	165.3cc	58.00°	42.50"	D0	S, R, A	RH/LH
7W	23.0°	158.6cc	59.00°	42.00"	D0	S, R, A	RH

GRIP	SHAFT	COLORS
<ul style="list-style-type: none"> Lamkin REL Standard (58R) - Black (41g) 	<ul style="list-style-type: none"> COBRA ULTRALITE 50 (55g uncut) 	<ul style="list-style-type: none"> Revolver Grey/Red

AIR-X

HYBRID

The AIR-X hybrid features a lightweight design to promote great feel, and effortless speed for the smoothest swing tempos.



LIGHTWEIGHT DESIGN

Using a lighter head, shaft (48g) and grip (41g) makes the club feel significantly lighter and easier to swing compared to a traditional hybrid.

FORGED FACE INSERT

A thin forged face insert enhances ball speed for smoother tempo swings.

BACK/HEEL WEIGHTING

Weight is localized in the back and heel to create stability on off center hits with draw bias for those that need it.

OFFSET DESIGN

An offset hosel helps to eliminate a golfers' slice so they can hit straighter and more accurate shots.

HYBRID	LOFT	HEAD VOLUME	LIE ANGLE	LENGTH	SWING WEIGHT	SHAFT FLEX	RH/LH
3H	19.0°	116.8cc	59.00°	40.50"	C7.5	S, R, A	RH/LH
4H	22.0°	116.1cc	59.50°	39.75"	C7.5	S, R, A	RH/LH
5H	25.0°	114.8cc	60.00°	39.00"	C7.5	S, R, A	RH/LH
6H	28.0°	112.2cc	60.50°	38.50"	C7.5	S, R, A	RH/LH
7H	31.0°	111.6cc	61.00°	38.00"	C7.5	S, R, A	RH

GRIP	SHAFT	COLORS
<ul style="list-style-type: none"> Lamkin REL Standard (58R) - Black (41g) 	<ul style="list-style-type: none"> COBRA ULTRALITE 50 - S, R (55g), ULTRALITE 45 - A (55g) 	<ul style="list-style-type: none"> Revolver Grey/Red



IRONS

The AIR-X irons feature a lightweight design to promote great feel, and effortless speed for the smoothest swing tempos.



LIGHTWEIGHT DESIGN

Using a lighter head, shaft (48g) and grip (41g) makes the club feel significantly lighter and easier to swing compared to a traditional iron.

VARIABLE THICKNESS FACE

A variable thickness face design is thinner in the heel and toe to promote more speed on off-center hits.


LOW PROFILE DESIGN

A low profile, cavity back design with greater lofts will help golfers launch it higher and longer, effortlessly.

OFFSET DESIGN

An offset hosel helps to eliminate a golfers' slice so they can hit straighter and more accurate shots.

CLUB	LOFT	LIE ANGLE	OFFSET	LENGTH	GRAPHITE SWING WEIGHT	STEEL SWING WEIGHT	GRAPHITE SHAFT FLEX	STEEL SHAFT FLEX	RH/LH
4	22.0°	62.50°	6.74	39.25"	C7.5	D0	S, R, A	S, R	RH/LH
5	25.0°	62.50°	6.06	38.50"	C7.5	D0	S, R, A	S, R	RH/LH
6	28.0°	62.50°	5.41	37.75"	C7.5	D0	S, R, A	S, R	RH/LH
7	31.5°	62.50°	4.73	37.25"	C7.5	D0	S, R, A	S, R	RH/LH
8	35.5°	63.00°	3.96	36.75"	C7.5	D0	S, R, A	S, R	RH/LH
9	40.0°	63.50°	3.08	36.25"	C7.5	D0	S, R, A	S, R	RH/LH
PW	45.0°	64.00°	2.43	36.00"	C8	D0	S, R, A	S, R	RH/LH
GW	50.0°	64.00°	1.69	35.75"	C9	D1	S, R, A	S, R	RH/LH
SW	55.0°	64.00°	0.97	35.50"	C9	D1	S, R, A	S, R	RH/LH

STOCK SET COMPOSITION	GRIP	SHAFT	COLORS
<ul style="list-style-type: none"> 5H, 6H, 7-GW (GRAPHITE LITE) 4H, 5H, 6-PW (GRAPHITE REG) 5-GW (STEEL) 	<ul style="list-style-type: none"> Lamkin REL Standard (58R) - Black (41g) 	<ul style="list-style-type: none"> Graphite: COBRA ULTRALITE 50 - S, R (55g), ULTRALITE 45 - A (55g) Steel: COBRA FST ULTRALITE - S, R (97g) 	<ul style="list-style-type: none"> Chrome/ Red



WOMEN'S DRIVER

The AIR-X Women's driver features a lightweight design to promote great feel, and effortless speed for the smoothest swing tempos.



LIGHTWEIGHT DESIGN

Using a lighter head, shaft (48g) and grip (37g) makes the club feel significantly lighter and easier to swing compared to a traditional driver.

CARBON CROWN

Using a lighter carbon crown material, we were able to remove an additional 2 grams of weight from the head.

BACK/HEEL WEIGHTING

Weight is localized in the back and heel to create stability on off center hits with draw bias for those that need it.

OFFSET DESIGN

In addition to heel weighting, a new hosel design with 20% more offset helps to further eliminate a golfer's slice so they can find more fairways.

ALSO AVAILABLE IN STRAIGHT NECK

For those who prefer a traditional look at address with no offset, a straight-neck version is also available.

LOFTS	LIE ANGLE	WEIGHTING	LENGTH	SWING WEIGHT	SHAFT FLEX	RH/LH
OS: 11.5° (RH)	15.0° (RH/LH)	60.0°	44.75"	C5	LADIES	RH/LH

GRIP	SHAFT	COLORS
<ul style="list-style-type: none"> Lamkin REL Microlite Undersize (60R) - Black (41g) 	<ul style="list-style-type: none"> COBRA ULTRALITE 40 (46.5g uncut) 	<ul style="list-style-type: none"> Black/Lilac



WOMEN'S FAIRWAY

The AIR-X Women's Fairway features a lightweight design to promote great feel, and effortless speed for the smoothest swing tempos.



LIGHTWEIGHT DESIGN

Using a lighter head, shaft (48g) and grip (41g) makes the club feel significantly lighter and easier to swing compared to a traditional fairway.

CARBON CROWN

Using a lighter carbon crown material, we were able to remove an additional 2 grams of weight from the head.

BACK/HEEL WEIGHTING

Weight is localized in the back and heel to create stability on off center hits with draw bias for those that need it.

OFFSET DESIGN

An offset hosel helps to eliminate a golfers' slice so they can hit straighter and more accurate shots.

FAIRWAY	LOFT	HEAD VOLUME	LIE ANGLE	LENGTH	SWING WEIGHT	SHAFT FLEX	RH/LH
3W	19.0°	170.4cc	58.00°	42.25"	C3.5	LADIES	RH/LH
5W	23.0°	158.6cc	59.00°	41.75"	C3.5	LADIES	RH/LH
7W	27.0°	153.2cc	60.00°	41.25"	C3.5	LADIES	RH

GRIP	SHAFT	COLORS
<ul style="list-style-type: none"> Lamkin REL Undersize (60R) - Black (41g) 	<ul style="list-style-type: none"> COBRA ULTRALITE 45 (50g uncut) 	<ul style="list-style-type: none"> Black/lilac



WOMEN'S HYBRID

The AIR-X Women's hybrid features a lightweight design to promote great feel, and effortless speed for the smoothest swing tempos.



LIGHTWEIGHT DESIGN

Using a lighter head, shaft (48g) and grip (41g) makes the club feel significantly lighter and easier to swing compared to a traditional hybrid.

FORGED FACE INSERT

A thin forged face insert enhances ball speed for smoother tempo swings.

BACK/HEEL WEIGHTING

Weight is localized in the back and heel to create stability on off center hits with draw bias for those that need it.

OFFSET DESIGN

An offset hosel helps to eliminate a golfers' slice so they can hit straighter and more accurate shots.

HYBRID	LOFT	HEAD VOLUME	LIE ANGLE	LENGTH	SWING WEIGHT	SHAFT FLEX	RH/LH
4H	22.0°	116.1cc	59.50°	38.75"	C2.5	LADIES	RH/LH
5H	25.0°	114.8cc	60.00°	38.00"	C2.5	LADIES	RH/LH
6H	28.0°	112.2cc	60.50°	37.50"	C2.5	LADIES	RH/LH
7H	31.0°	111.6cc	61.00°	37.00"	C2.5	LADIES	RH

GRIP	SHAFT	COLORS
<ul style="list-style-type: none"> Lamkin REL Undersize (60R) - Black (41g) 	<ul style="list-style-type: none"> COBRA ULTRALITE 45 (50g uncut) 	<ul style="list-style-type: none"> Black/Lilac



WOMEN'S IRONS

The AIR-X Women's irons feature a lightweight design to promote great feel, and effortless speed for the smoothest swing tempos.



LIGHTWEIGHT DESIGN

Using a lighter head, shaft (48g) and grip (41g) makes the club feel significantly lighter and easier to swing compared to a traditional iron.

VARIABLE THICKNESS FACE

A variable thickness face design is thinner in the heel and toe to promote more speed on off-center hits.

LOW PROFILE DESIGN

A low profile, cavity back design with greater lofts will help golfers launch it higher and longer, effortlessly.

OFFSET DESIGN

An offset hosel helps to eliminate a golfers' slice so they can hit straighter and more accurate shots.

CLUB	LOFT	LIE ANGLE	OFFSET	GRAPHITE LENGTH	GRAPHITE SWING WEIGHT	GRAPHITE SHAFT FLEX	RH/LH
5	25.0°	62.50°	6.06	37.75"	C3	LADIES	RH/LH
6	28.0°	62.50°	5.41	37.00"	C3	LADIES	RH/LH
7	31.5°	62.50°	4.73	36.50"	C3	LADIES	RH/LH
8	35.5°	63.00°	3.96	36.00"	C3	LADIES	RH/LH
9	40.0°	63.50°	3.08	35.50"	C3	LADIES	RH/LH
PW	45.0°	64.00°	2.43	35.25"	C3	LADIES	RH/LH
GW	50.0°	64.00°	1.69	35.00"	C4	LADIES	RH/LH
SW	55.0°	64.00°	0.97	34.75"	C4	LADIES	RH/LH

STOCK SET COMPOSITION	GRIP	SHAFT	COLORS
5H, 6H, 7-GW	Lamkin REL Undersize (60R) - Black (41g)	COBRA ULTRALITE 45 - L (50g)	Chrome/Lilac

KING[®] PUTTERS

3D PRINTED PUTTER SERIES

The KING 3D Printed line is the only family of putters to feature a high MOI 3D printed multi-material construction for advanced stability and roll consistency. Three unique shapes ranging from an oversize blade (Grandsport), to an oversize fang (Supernova), to an oversize mallet (Agera) provide distinct performances for a variety of putting strokes and preferences. Each are available in select hosel configurations.



AGERA
AGERA ARMLOCK
AGERA-30



SUPERNOVA
SUPERNOVA-20
SUPERNOVA-30



GRANDSPORT-35
GRANDSPORT ARMLOCK

▶ **3D PRINTED LATTICE CARTRIDGE**

Improves Sound & Feel

▶ **ALUMINUM CROWN**

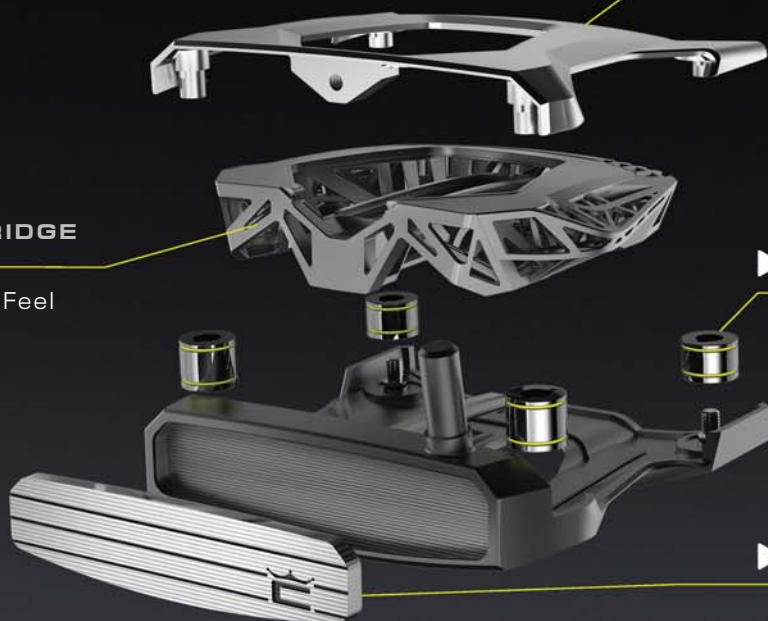
Saves Weight to Lower CG

▶ **TUNGSTEN WEIGHTING**

Enhances Stability

▶ **SIK FACE TECHNOLOGY**

Four Descending Lofts Deliver Unmatched Consistency on Every Putt



Vintage PUTTER SERIES

The KING Vintage family features classic looks with modern performance. Four classic shapes ranging from a blade (Sport), an oversize blade (Widesport), Fang (Nova), and Oversize Mallets (Stingray & Cuda) feature body lines and names that are inspired by classic cars. Each shape is available in select hosel configurations to fit a wide range of putting styles.



SPORT-45
SPORT-60



WIDESPOT



NOVA
NOVA-40



STINGRAY
STINGRAY-20
STINGRAY-40



CUDA
CUDA-40

▶ SIK FACE TECHNOLOGY

Four Descending Lofts
Deliver Unmatched
Consistency On Every Putt

▶ STAINLESS STEEL CONSTRUCTION

Enhances MOI For Stability

▶ ADJUSTABLE WEIGHTING SYSTEM

Heavier Or Lighter
Weights Fine Tune Swing
Weight And Feel



KING

3D PRINTED GRANDSPORT-35

The KING GrandSport-35 features a Plumbers Neck hosel that is suitable for those that putt with a moderate arc in their stroke. An oversized blade shape features a multi-material 3D printed construction and SIK Face Technology to deliver the straightest and truest rolls on every putt.



MULTI-MATERIAL CONSTRUCTION

An oversize blade shape combines a 3D printed nylon lattice cartridge, a 286g steel frame, a 21g aluminum cap, and 30g of tungsten in the heel and toe to provide the highest MOI for maximum stability.

3D PRINTED NYLON CARTRIDGE

An intricate 3D printed nylon lattice structure optimizes the weight distribution within the putter head to create the highest MOI possible for maximum stability.

SIK ALUMINUM FACE INSERT

An aluminum face insert features SIK Golf's proprietary Descending Loft Technology (DLT), which utilizes 4 descending lofts to ensure the most consistent and accurate roll for every style of putting stroke.

ONE LENGTH SETUP AVAILABLE

The KING GRANDSPORT-35 ONE Length putter features an oversize mallet shape, and is configured at 37.5" to accommodate players that play ONE Length irons, or prefer a taller posture at address to promote consistency and help relieve back pain.



Free Arccos sensors with purchase

HOSEL TYPE	TOE HANG	LENGTH	HEAD WEIGHT	LOFT	LIE ANGLE	RH/LH
PLUMBER NECK	35°	34.00"	375g	4°, 3°, 2°, 1°	70°	RH/LH
PLUMBER NECK	35°	35.00"	375g	4°, 3°, 2°, 1°	70°	RH/LH
PLUMBER NECK (ONE LENGTH)	35°	37.50"	375g	4°, 3°, 2°, 1°	70°	RH/LH

GRIP	SHAFT	COLORS
<ul style="list-style-type: none"> COBRA SuperStroke Traxion Tour 2.0 	<ul style="list-style-type: none"> KBS CT Tour Steel Straight Stepless Chrome 	<ul style="list-style-type: none"> Silver/Black Black/Black

KING

3D PRINTED GRANDSPORT ARMLOCK

The KING GrandSPORT Armlock putter is designed in a 41" setup to promote the most consistent stroke for players that prefer to rest the grip and shaft against their lead forearm.



ARMLOCK DESIGN

An armlock setup increases consistency by eliminating any variations in shaft angle through the putting stroke. A longer length and an oversize grip allows the user to rest the grip and shaft against their lead forearm for maximum stability.

MULTI-MATERIAL CONSTRUCTION

The design combines a 3D printed nylon lattice cartridge, a 304g steel frame, a 21g aluminum cap, and 30g of tungsten in the heel and toe to provide the highest MOI in a blade shape for maximum stability.

3D PRINTED NYLON INSERT

An intricate 3D printed nylon lattice cartridge structure optimizes the weight distribution within the putter head to create the highest MOI possible for maximum stability.

SIK ALUMINUM FACE INSERT

An aluminum face insert features SIK Golf's proprietary Descending Loft Technology (DLT), which utilizes 4 descending lofts to ensure the most consistent and accurate roll for every style of putting stroke.



Free Arccos sensors with purchase

HOSEL TYPE	TOE HANG	LENGTH	HEAD WEIGHT	LOFT	LIE ANGLE	RH/LH
ARMLOCK PLUMBER	45°	41.00"	390g	7°, 6°, 5°, 4°	72°	RH/LH

GRIP	SHAFT	COLORS
<ul style="list-style-type: none"> COBRA Superstroke Traxion Flatso 17 	<ul style="list-style-type: none"> KBS CT Tour Steel Armlock Stepless Chrome 	<ul style="list-style-type: none"> Silver/Black Black/Black

KING

3D PRINTED SUPERNOVA

The KING Supernova putter a single bend hosel that is suitable for those with straight back and straight through putting strokes. An oversize fang shape features a 3D printed multi-material construction and SIK Face Technology to deliver the straightest and truest rolls on every putt.



MULTI-MATERIAL CONSTRUCTION

An oversize fang shape combines a 3D printed nylon lattice cartridge, a 291g steel frame, an 18g aluminum cap, and 42g of tungsten on the perimeter to provide the maximum stability for increased consistency.

3D PRINTED NYLON CARTRIDGE

An intricate 3D printed nylon lattice structure optimizes the weight distribution within the putter head to create the highest MOI possible for maximum stability.

SIK ALUMINUM FACE INSERT

An aluminum face insert features SIK Golf's proprietary Descending Loft Technology (DLT), which utilizes 4 descending lofts to ensure the most consistent and accurate roll for every style of putting stroke.



Free Arccos sensors with purchase

HOSEL TYPE	TOE HANG	LENGTH	HEAD WEIGHT	LOFT	LIE ANGLE	RH/LH
SINGLE BEND	0°	34.00"	375g	4°, 3°, 2°, 1°	70°	RH/LH
SINGLE BEND	0°	35.00"	375g	4°, 3°, 2°, 1°	70°	RH/LH

GRIP	SHAFT	COLORS
<ul style="list-style-type: none"> COBRA SuperStroke Traxion Tour 2.0 	<ul style="list-style-type: none"> KBS CT Tour Steel Single Bend Stepless Chrome 	<ul style="list-style-type: none"> Silver/Black Black/Black

KING

3D PRINTED SUPERNOVA 20

The KING Supernova 20 putter features a flow neck hosel that is suitable for those that putt with a slight arc in their stroke and are looking for enhanced stability in an oversize fang shape.



MULTI-MATERIAL CONSTRUCTION

An oversize fang shape combines a 3D printed nylon lattice cartridge, a 291g steel frame, an 18g aluminum cap, and 42g of tungsten on the perimeter to provide the maximum stability for increased consistency.

3D PRINTED NYLON CARTRIDGE

An intricate 3D printed nylon lattice structure optimizes the weight distribution within the putter head to create the highest MOI possible for maximum stability.

SIK ALUMINUM FACE INSERT

An aluminum face insert features SIK Golf's proprietary Descending Loft Technology (DLT), which utilizes 4 descending lofts to ensure the most consistent and accurate roll for every style of putting stroke.



Free Arccos sensors with purchase

HOSEL TYPE	TOE HANG	LENGTH	HEAD WEIGHT	LOFT	LIE ANGLE	RH/LH
FLOW NECK	20°	34.00"	375g	4°, 3°, 2°, 1°	70°	RH/LH
FLOW NECK	20°	35.00"	375g	4°, 3°, 2°, 1°	70°	RH/LH

GRIP	SHAFT	COLORS
<ul style="list-style-type: none"> COBRA SuperStroke Traxion Tour 2.0 	<ul style="list-style-type: none"> KBS CT Tour Steel Straight Stepless Chrome 	<ul style="list-style-type: none"> Silver/Black Black/Black

KING

3D PRINTED SUPERNOVA 30

The KING Supernova 30 putter features a slant neck hosel that is suitable for those that putt with a moderate arc in their stroke and are looking for enhanced stability in an oversize fang shape.



MULTI-MATERIAL CONSTRUCTION

An oversize fang shape combines a 3D printed nylon lattice cartridge, a 291g steel frame, an 18g aluminum cap, and 42g of tungsten on the perimeter to provide the maximum stability for increased consistency.

3D PRINTED NYLON CARTRIDGE

An intricate 3D printed nylon lattice structure optimizes the weight distribution within the putter head to create the highest MOI possible for maximum stability.

SIK ALUMINUM FACE INSERT

An aluminum face insert features SIK Golf's proprietary Descending Loft Technology (DLT), which utilizes 4 descending lofts to ensure the most consistent and accurate roll for every style of putting stroke.



Free Arccos sensors with purchase

HOSEL TYPE	TOE HANG	LENGTH	HEAD WEIGHT	LOFT	LIE ANGLE	RH/LH
SHORT SLANT	30°	34.00"	375g	4°, 3°, 2°, 1°	70°	RH/LH
SHORT SLANT	30°	35.00"	375g	4°, 3°, 2°, 1°	70°	RH/LH

GRIP	SHAFT	COLORS
<ul style="list-style-type: none"> COBRA SuperStroke Traxion Tour 2.0 	<ul style="list-style-type: none"> KBS CT Tour Steel Straight Stepless Chrome 	<ul style="list-style-type: none"> Silver/Black Black/Black

KING

3D PRINTED AGERA

With an MOI over 7400, the KING Agera putter is the most forgiving putter on the market today. An oversize mallet shape features a single bend hosel that is suitable for those with straight back and straight through putting strokes.



MULTI-MATERIAL CONSTRUCTION

An oversize mallet shape combines a 3D printed nylon lattice cartridge, a 261g steel frame, a 27g aluminum cap, and 53g of tungsten on the perimeter to create the highest MOI ever in an oversized mallet shape.

3D PRINTED NYLON CARTRIDGE

An intricate 3D printed nylon lattice structure optimizes the weight distribution within the putter head to create the highest MOI possible for maximum stability.

SIK ALUMINUM FACE INSERT

An aluminum face insert features SIK Golf's proprietary Descending Loft Technology (DLT), which utilizes 4 descending lofts to ensure the most consistent and accurate roll for every style of putting stroke.



ONE LENGTH SETUP AVAILABLE

The KING Agera ONE Length putter features an oversize mallet shape, and is configured at 37.5" to accommodate players that play ONE Length irons, or prefer a taller posture at address to promote consistency and help relieve back pain.



Free Arccos sensors with purchase

HOSEL TYPE	TOE HANG	LENGTH	HEAD WEIGHT	LOFT	LIE ANGLE	RH/LH
SINGLE BEND	0°	34.00"	380g	4°, 3°, 2°, 1°	70°	RH/LH
SINGLE BEND	0°	35.00"	380g	4°, 3°, 2°, 1°	70°	RH/LH
SINGLE BEND ONE LENGTH	0°	37.50"	380g	7°, 6°, 5°, 4°	70°	RH/LH

GRIP	SHAFT	COLORS
<ul style="list-style-type: none"> COBRA SuperStroke Traxion Tour 2.0 	<ul style="list-style-type: none"> KBS CT Tour Steel Single Bend Stepless Chrome 	<ul style="list-style-type: none"> Silver/Black Black/Black

KING

3D PRINTED AGERA ARMLOCK

The KING Agera Armlock putter is designed in a 41" setup to promote the most consistent stroke for players that prefer to rest the grip and shaft against their lead forearm.



ARMLOCK DESIGN

An armlock setup increases consistency by eliminating any variations in shaft angle through the putting stroke. A longer length and an oversize grip allows the user to rest the grip and shaft against their lead forearm for maximum stability.

MULTI-MATERIAL CONSTRUCTION

The design combines a 3D printed nylon lattice cartridge, a 261g steel frame, a 27g aluminum cap, and 53g of tungsten on the perimeter to create the highest MOI ever in an oversized mallet shape.

3D PRINTED NYLON CARTRIDGE

An intricate 3D printed nylon lattice structure optimizes the weight distribution within the putter head to create the highest MOI possible for maximum stability.



SIK ALUMINUM FACE INSERT

An aluminum face insert features SIK Golf's proprietary Descending Loft Technology (DLT), which utilizes 4 descending lofts to ensure the most consistent and accurate roll for every style of putting stroke.



Free Arccos sensors with purchase


HOSEL TYPE	TOE HANG	LENGTH	HEAD WEIGHT	LOFT	LIE ANGLE	RH/LH
SINGLE BEND ARMLOCK	0°	41.00"	380g	7°, 6°, 5°, 4°	72°	RH/LH

GRIP	SHAFT	COLORS
<ul style="list-style-type: none"> COBRA Superstroke Traxion Flatso 17 	<ul style="list-style-type: none"> KBS CT Tour Steel Armlock Stepless Chrome 	<ul style="list-style-type: none"> Silver/Black Black/Black

KING

3D PRINTED AGERA 30

The KING Agera 30 putter features a slant neck hosel that is suitable for those that putt with a moderate arc in their stroke and are looking for maximum stability in an oversize mallet shape.



MULTI-MATERIAL CONSTRUCTION

An oversize mallet shape combines a 3D printed nylon lattice cartridge, a 261g steel frame, a 27g aluminum cap, and 53g of tungsten on the perimeter to create the highest MOI ever in an oversized mallet shape.

3D PRINTED NYLON CARTRIDGE

An intricate 3D printed nylon lattice structure optimizes the weight distribution within the putter head to create the highest MOI possible for maximum stability.



SIK ALUMINUM FACE INSERT

An aluminum face insert features SIK Golf's proprietary Descending Loft Technology (DLT), which utilizes 4 descending lofts to ensure the most consistent and accurate roll for every style of putting stroke.



Free Arccos sensors with purchase

HOSEL TYPE	TOE HANG	LENGTH	HEAD WEIGHT	LOFT	LIE ANGLE	RH/LH
SHORT SLANT	30°	34.00"	380g	4°, 3°, 2°, 1°	70°	RH/LH
SHORT SLANT	30°	35.00"	380g	4°, 3°, 2°, 1°	70°	RH/LH

GRIP	SHAFT	COLORS
<ul style="list-style-type: none"> COBRA SuperStroke Traxion Tour 2.0 	<ul style="list-style-type: none"> KBS CT Tour Steel Straight Stepless Chrome 	<ul style="list-style-type: none"> Silver/Black Black/Black

KING[®]

SPORT-45

The KING Sport-45 features a classic blade shape with a plumber neck hosel that is suitable for those that putt with a moderate arc in their stroke.



CLASSIC BLADE SHAPE

A classic blade shape is constructed using 304 stainless steel and features a single sightline to improve alignment at address.

SIK ALUMINUM FACE INSERT

An aluminum face insert features SIK Golf's proprietary Descending Loft Technology (DLT), which utilizes 4 descending lofts to ensure the most consistent and accurate roll for every style of putting stroke.



ADJUSTABLE WEIGHT SYSTEM

The Sport-45 putter comes with two 20g sole weights that can be adjusted up to +5g or -15g each (to adjust the head weight up to +10g or -30g) using heavier or lighter weights (5g, 10g, 15g, 20g) to dial in feel and stability. Weights sold separately.



Free Arccos sensors with purchase

HOSEL TYPE	TOE HANG	LENGTH	HEAD WEIGHT	LOFT	LIE ANGLE	RH/LH
PLUMBER NECK	45°	34.00"	350g	4°, 3°, 2°, 1°	70°	RH/LH
PLUMBER NECK	45°	35.00"	350g	4°, 3°, 2°, 1°	70°	RH/LH

GRIP	SHAFT	COLORS
<ul style="list-style-type: none"> COBRA SuperStroke Traxion Tour 2.0 	<ul style="list-style-type: none"> KBS CT Tour Steel Straight Stepless Chrome 	<ul style="list-style-type: none"> Black

KING[®]

SPORT-60

The KING Sport-60 features a classic blade shape with a flow neck hosel that is suitable for those that putt with a strong arc in their stroke.



CLASSIC BLADE SHAPE

A classic blade shape is constructed using 304 stainless steel and features a single sightline to improve alignment at address.

SIK ALUMINUM FACE INSERT

An aluminum face insert features SIK Golf's proprietary Descending Loft Technology (DLT), which utilizes 4 descending lofts to ensure the most consistent and accurate roll for every style of putting stroke.



ADJUSTABLE WEIGHT SYSTEM

The Sport-60 putter comes with two 25g sole weights that can be adjusted up to -20g each (adjusting head weight up to -40g) using lighter weights (5g, 10g, 15g, 20g) to dial in feel and stability. Weights sold separately.



Free Arccos sensors with purchase

HOSEL TYPE	TOE HANG	LENGTH	HEAD WEIGHT	LOFT	LIE ANGLE	RH/LH
FLOW NECK	60°	34.00"	350g	4°, 3°, 2°, 1°	70°	RH
FLOW NECK	60°	35.00"	350g	4°, 3°, 2°, 1°	70°	RH

GRIP	SHAFT	COLORS
<ul style="list-style-type: none"> COBRA SuperStroke Traxion Tour 2.0 	<ul style="list-style-type: none"> KBS CT Tour Steel Straight Stepless Chrome 	<ul style="list-style-type: none"> Black

KING[®]

WIDESPORT

The KING Widesport features an oversize blade shape with a single bend hosel that is suitable for those with straight back and straight through putting strokes.



CLASSIC OVERSIZE BLADE SHAPE

A classic oversize blade shape is constructed using 304 stainless steel and features a single sightline to improve alignment at address.

SIK ALUMINUM FACE INSERT

An aluminum face insert features SIK Golf's proprietary Descending Loft Technology (DLT), which utilizes 4 descending lofts to ensure the most consistent and accurate roll for every style of putting stroke.



ADJUSTABLE WEIGHTING SYSTEM

The Widesport putter comes with a two 10g sole weights that can be adjusted up to +15g or -5g each (adjusting head weight from +30g or -10g) using heavier or lighter weights (5g, 15g, 20g, 25g) to dial in feel and stability. Weights sold separately.



Free Arccos sensors with purchase

HOSEL TYPE	TOE HANG	LENGTH	HEAD WEIGHT	LOFT	LIE ANGLE	RH/LH
SINGLE BEND	0°	34.00"	360g	4°, 3°, 2°, 1°	70°	RH/LH
SINGLE BEND	0°	35.00"	360g	4°, 3°, 2°, 1°	70°	RH/LH

GRIP	SHAFT	COLORS
<ul style="list-style-type: none"> · COBRA SuperStroke Traxion Tour 2.0 	<ul style="list-style-type: none"> · KBS CT Tour Steel Single Bend Stepless Chrome 	<ul style="list-style-type: none"> · Black

KING NOVA

The KING Nova putter features a fang shape with a single bend hosel that is suitable for those with straight back and straight through putting strokes.



CLASSIC FANG SHAPE

A fang shape is constructed using 304 stainless steel and features a triple sightline that frames up the golf ball for enhanced alignment at address.

SIK ALUMINUM FACE INSERT

An aluminum face insert features SIK Golf's proprietary Descending Loft Technology (DLT), which utilizes 4 descending lofts to ensure the most consistent and accurate roll for every style of putting stroke.


ADJUSTABLE WEIGHT SYSTEM

The Nova putter comes with a two 10g sole weights that can be adjusted up to +15g or -5g each (adjusting head weight from +30g to -10g) using heavier weights (15g, 5g, 20g, 25g) to dial in feel and stability. Weights sold separately



Free Arccos sensors with purchase

HOSEL TYPE	TOE HANG	LENGTH	HEAD WEIGHT	LOFT	LIE ANGLE	RH/LH
SINGLE BEND	0°	34.00"	350g	4°, 3°, 2°, 1°	70°	RH/LH
SINGLE BEND	0°	35.00"	350g	4°, 3°, 2°, 1°	70°	RH/LH

GRIP	SHAFT	COLORS
<ul style="list-style-type: none"> COBRA SuperStroke Traxion Tour 2.0 	<ul style="list-style-type: none"> KBS CT Tour Steel Single Bend Stepless Chrome 	<ul style="list-style-type: none"> Black

KING[®]

NOVA-40

The KING Nova-40 putter features a fang shape with a short slant hosel that is suitable for those that putt with a moderate arc in their stroke.



CLASSIC FANG SHAPE

A fang shape is constructed using 304 stainless steel and features a triple sightline that frames up the golf ball for enhanced alignment at address.

SIK ALUMINUM FACE INSERT

An aluminum face insert features SIK Golf's proprietary Descending Loft Technology (DLT), which utilizes 4 descending lofts to ensure the most consistent and accurate roll for every style of putting stroke.

ADJUSTABLE WEIGHTING SYSTEM



The Nova-40 putter comes with a two 10g sole weights that can be adjusted up to +15g or -5g each (adjusting head weight from +30g or -10g) using heavier or lighter weights (5g, 15g, 20g, 25g) to dial in feel and stability. Weights sold separately.



Free Arccos sensors with purchase

HOSEL TYPE	TOE HANG	LENGTH	HEAD WEIGHT	LOFT	LIE ANGLE	RH/LH
SLANT	40°	34.00"	350g	4°, 3°, 2°, 1°	70°	RH
SLANT	40°	35.00"	350g	4°, 3°, 2°, 1°	70°	RH

*33.00" offered stock in some regions. All models are available at 33.00" by custom order.

GRIP	SHAFT	COLORS
<ul style="list-style-type: none"> COBRA SuperStroke Traxion Tour 2.0 	<ul style="list-style-type: none"> KBS CT Tour Steel Straight Stepless Chrome 	<ul style="list-style-type: none"> Black

KING[®] STINGRAY

The KING Stingray putter features an oversized mallet shape with a single bend hosel that is suitable for those with straight back and straight through putting strokes.



CLASSIC OVERSIZE MALLET SHAPE

An oversized mallet shape is constructed using 304 stainless steel and features a single sightline for improved alignment at address.

SIK ALUMINUM FACE INSERT

An aluminum face insert features SIK Golf's proprietary Descending Loft Technology (DLT), which utilizes 4 descending lofts to ensure the most consistent and accurate roll for every style of putting stroke.



ADJUSTABLE WEIGHT SYSTEM

The Stingray putter comes with a single 10g sole weight that can be adjusted up to +15g or -5g using heavier weights (5g, 15g, 20g, 25g) to dial in feel and stability. Weights sold separately.



Free Arccos sensors with purchase

HOSEL TYPE	TOE HANG	LENGTH	HEAD WEIGHT	LOFT	LIE ANGLE	RH/LH
SINGLE BEND	0°	34.00"	350g	4°, 3°, 2°, 1°	70°	RH/LH
SINGLE BEND	0°	35.00"	350g	4°, 3°, 2°, 1°	70°	RH/LH

GRIP	SHAFT	COLORS
<ul style="list-style-type: none"> COBRA SuperStroke Traxion Tour 2.0 	<ul style="list-style-type: none"> KBS CT Tour Steel Single Bend Stepless Chrome 	<ul style="list-style-type: none"> Black

KING

STINGRAY-40

The KING Stingray-40 putter features an oversized mallet shape with a short slant hosel that is suitable for those that putt with a moderate arc in their stroke.



CLASSIC OVERSIZE MALLET SHAPE

An oversized mallet shape is constructed using 304 stainless steel and features a single sightline for improved alignment at address.

SIK ALUMINUM FACE INSERT

An aluminum face insert features SIK Golf's proprietary Descending Loft Technology (DLT), which utilizes 4 descending lofts to ensure the most consistent and accurate roll for every style of putting stroke.


ADJUSTABLE WEIGHT SYSTEM

The Stingray-40 putter comes with a single 10g sole weight that can be adjusted up to +15g or -5g using heavier weights (5g, 15g, 20g, 25g) to dial in feel and stability. Weights sold separately.



Free Arccos sensors with purchase

HOSEL TYPE	TOE HANG	LENGTH	HEAD WEIGHT	LOFT	LIE ANGLE	RH/LH
SHORT SLANT	40°	34.00"	350g	4°, 3°, 2°, 1°	70°	RH/LH
SHORT SLANT	40°	35.00"	350g	4°, 3°, 2°, 1°	70°	RH/LH

GRIP	SHAFT	COLORS
<ul style="list-style-type: none"> COBRA SuperStroke Traxion Tour 2.0 	<ul style="list-style-type: none"> KBS CT Tour Steel Straight Stepless Chrome 	<ul style="list-style-type: none"> Black

KING

STINGRAY-20

The KING Stingray-20 putter features an oversized mallet shape with a short slant hosel that is suitable for those that putt with a slight arc in their stroke.



CLASSIC OVERSIZE MALLET SHAPE

An oversized mallet shape is constructed using 304 stainless steel and features a single sightline for improved alignment at address.

SIK ALUMINUM FACE INSERT

An aluminum face insert features SIK Golf's proprietary Descending Loft Technology (DLT), which utilizes 4 descending lofts to ensure the most consistent and accurate roll for every style of putting stroke.

ADJUSTABLE WEIGHTING SYSTEM

The Stingray-40 putter comes with a single 5g sole weight that can be adjusted up to +20g using heavier weights (10g, 15g, 20g, 25g) to dial in feel and stability. Weights sold separately.



Free Arccos sensors with purchase


HOSEL TYPE	TOE HANG	LENGTH	HEAD WEIGHT	LOFT	LIE ANGLE	RH/LH
PLUMBER	20°	34.00"	350g	4°, 3°, 2°, 1°	70°	RH/LH
PLUMBER	20°	35.00"	350g	4°, 3°, 2°, 1°	70°	RH/LH

*33.00" offered stock in some regions. All models are available at 33.00" by custom order.

GRIP	SHAFT	COLORS
<ul style="list-style-type: none"> COBRA SuperStroke Traxion Tour 2.0 	<ul style="list-style-type: none"> KBS CT Tour Steel Straight Stepless Chrome 	<ul style="list-style-type: none"> Black

KING CUDA

The KING Cuda putter features an oversized mallet shape with a single bend hosel that is suitable for those with straight back and straight through putting strokes.



CLASSIC OVERSIZE MALLET SHAPE

An oversized mallet shape is constructed using 304 stainless steel and features a single sightline for improved alignment at address.

SIK ALUMINUM FACE INSERT

An aluminum face insert features SIK Golf's proprietary Descending Loft Technology (DLT), which utilizes 4 descending lofts to ensure the most consistent and accurate roll for every style of putting stroke.



ADJUSTABLE WEIGHTING SYSTEM

The Cuda putter comes with two 10g sole weights that can be adjusted up to +15g or -5g each (adjusting head weight from +30g to -10g) using heavier weights (5g, 15g, 20g, 25g) to dial in feel and stability. Weights sold separately.



Free Arccos sensors with purchase

HOSEL TYPE	TOE HANG	LENGTH	HEAD WEIGHT	LOFT	LIE ANGLE	RH/LH
SINGLE BEND	0°	34.00"	365g	4°, 3°, 2°, 1°	70°	RH/LH
SINGLE BEND	0°	35.00"	365g	4°, 3°, 2°, 1°	70°	RH/LH

GRIP	SHAFT	COLORS
<ul style="list-style-type: none"> COBRA SuperStroke Traxion Tour 2.0 	<ul style="list-style-type: none"> KBS CT Tour Steel Single Bend Stepless Chrome 	<ul style="list-style-type: none"> Black

KING

CUDA-40

The KING Cuda-40 putter features an oversized mallet shape with a short slant hosel that is suitable for players with a slight arc putting stroke seeking the forgiveness of a mallet with added control on shorter putts.



CLASSIC OVERSIZE Mallet SHAPE

An oversized mallet shape is constructed using 304 stainless steel and features a single sightline for improved alignment at address.

SIK ALUMINUM FACE INSERT

An aluminum face insert features SIK Golf's proprietary Descending Loft Technology (DLT), which utilizes 4 descending lofts to ensure the most consistent and accurate roll for every style of putting stroke.



ADJUSTABLE WEIGHTING SYSTEM

The Cuda putter comes with two 5g sole weights that can be adjusted up to +20g each (adjusting head weight up to +40g) using heavier weights (10g, 15g, 20g, 25g) to dial in feel and stability. Weights sold separately.



Free Arccos sensors with purchase

HOSEL TYPE	TOE HANG	LENGTH	HEAD WEIGHT	LOFT	LIE ANGLE	RH/LH
SHORT SLANT	40°	34.00"	365g	4°, 3°, 2°, 1°	70°	RH/LH
SHORT SLANT	40°	35.00"	365g	4°, 3°, 2°, 1°	70°	RH/LH

GRIP	SHAFT	COLORS
<ul style="list-style-type: none"> COBRA SuperStroke Traxion Tour 2.0 	<ul style="list-style-type: none"> KBS CT Tour Steel Straight Stepless Chrome 	<ul style="list-style-type: none"> Black

KING[®] PUTTERS

STROKE



BLADE

OS BLADE

FANG

SHAPE

MODEL COMPARISON



OS FANG


OS Mallet

SHAPE

QUICKER

SLOWER

TEMPO



JUNIORS



LTD_x MAX™

JUNIOR DRIVER

The LTD_x™ MAX Junior's Driver shares the Xtreme distance and forgiveness of the standard LTD_x™ model with added heel weighting to provide draw bias for those that need it.



PWR-COR TECHNOLOGY™

A PWR-COR™ multi-material weighting system consisting of steel, titanium and aluminum positions mass low and forward to combine low spin with faster ball speed for maximized distance.

H.O.T FACE TECHNOLOGY™

H.O.T (Highly Optimized Topology) Face Technology uses Artificial Intelligence & Machine Learning to create our hottest face. The design uses 15 HOT zones with strategic thicknesses to increase smash factor and ball speed across a wider area of the face.

ADJUSTABLE WEIGHTING

A heavy and a lightweight (6g and 3g) can be positioned in the back or the heel to promote a neutral or draw biased flight.

CNC MILLED INFINITY FACE



An updated CNC milled infinity face design wraps around the sole to increase the zone of maximum ball speed.

MULTI-MATERIAL CHASSIS A multi-material chassis uses lightweight carbon crown and sole plates, and a reinforced Titanium Speed Frame to create optimal weight distribution for maximum stability.



Free Arccos sensors with purchase

LOFT	LOFT SETTINGS	LIE ANGLE	ADJUSTABILITY	LENGTH (ARCCOS GRIP ADDS .25" IN CUSTOM)	SWING WEIGHT	SHAFT FLEX	RH/LH
	-1.5° -1° -1°D STD° STD°D +1° +1°D +1.5°						
12.0°	10.5° 11.0° 11.0°D 12.0° 12.0°D 13.0° 13.0°D 13.5°	59.50°	BACK/HEEL	39.00" ^{***} (8-9 yrs) 41.00" ^{***} (10-11 yrs) 43.00" ^{***} (12-14 yrs)	A3.5 (8-9 yrs) B4 (10-11 yrs) C3.5 (12-14 yrs)	JUNIOR	RH

GRIP	SHAFT	COLORS
<ul style="list-style-type: none"> Lamkin Crossline Undersize (60R) - Black (44g) 	<ul style="list-style-type: none"> Cobra Junior 	<ul style="list-style-type: none"> Gold Fusion/ Matte Black Crown



PLAY SMARTER WITH ARCCOS CADDIE

Each purchase of a KING club qualifies users to redeem free Arccos sensors to equip the rest of their set and a free 90 day trial for Arccos Caddie. Users can pair each club using the Arccos Caddie app on their smart device to start recording shots automatically on course. For users that prefer not to carry a smartphone in their front pocket, alternatives include the Apple Watch (Series 2 or newer), and the Arccos Link, which clips to your belt or pocket and is available for purchase separately on cobragolf.com.

ARCCOS CADDIE APP FEATURES

Arccos Caddie leverages data such as personal shot history, wind speed and direction, and elevation changes, and more to help players make smarter decisions on course and perform their best.



Automatic Shot Tracking


Smart Distance

A.I. Caddie Advice

Strokes Gained Analytics

Arccos Rangefinder





COMPLETE SETS






MEN'S SET

Swing faster, easier with Cobra's lightest and most forgiving family of clubs. A complete set comes with a premium cart bag and putter and is the perfect set up for anyone just getting into the game.



Revolver
Grey/Red



DRIVER

An offset driver features an all new carbon crown, delivering the best combination of speed and forgiveness in a lightweight design.

FAIRWAY

A 3-wood features a carbon crown, offset, and heel biased weighting for reliable distance and accuracy.

HYBRIDS

A 4 and 5 hybrid with an offset design and heel-biased weighting make longer approach shots easier and more accurate than ever.

IRONS

Low profile irons with greater lofts and perimeter weighting launch high and straight for more GIR's and birdie opportunities.

BLADE PUTTER

A premium blade putter design features a machined face for exceptional feel and control on long and short putts.

PREMIUM CART BAG

To tie the set together, a premium bag features a 14-way top, 9 zippered compartments, and a large insulated beverage cooler.

CLUB	LOFT	LIE ANGLE	GRAPHITE LENGTH	GRAPHITE SWING WEIGHT	GRAPHITE FLEX	RH/LH
DRIVER	10.5° (Reg), 11.5° (Lite)	60.00°	46.00"	D1.5	R, A	RH
3W	16.0°	57.00°	43.00"	D0	R, A	RH
4H	22.0°	59.50°	39.75"	C8	R, A	RH
5H	25.0°	60.00°	39.00"	C8	R, A	RH
6	28.0°	62.50°	37.75"	C8	R, A	RH
7	31.5°	62.50°	37.25"	C8	R, A	RH
8	35.5°	63.00°	36.75"	C8	R, A	RH
9	40.0°	63.50°	36.25"	C8	R, A	RH
PW	45.0°	64.00°	36.00"	C8	R, A	RH
SW	55.0°	64.00°	35.50"	C9	R, A	RH
BLADE PUTTER	3.0°	70.00°	34.25"	-	-	RH

STOCK SET COMPOSITION	GRIP	SHAFT	COLOR
<ul style="list-style-type: none"> Dr, 3W, 4H, 5H, 6-PW, SW, Putter, Cart Bag 	<ul style="list-style-type: none"> Lamkin Crossline STD (58R) - Black (50g) 	<ul style="list-style-type: none"> Cobra Ultralite 40 (Driver) Cobra Ultralite 50, 45 (Fwy, Hyb, Iron) 	<ul style="list-style-type: none"> Revolver Grey/Red




WOMEN'S SET

Swing faster, easier with Cobra's lightest and most forgiving family of clubs. A complete set comes with a premium cart bag and putter and is the perfect set up for anyone just getting into the game.



Black/Lilac



DRIVER

An offset driver features an all new carbon crown, delivering the best combination of speed and forgiveness in a lightweight design.

FAIRWAY

A 3-wood, and 5-wood features a carbon crown, offset, and heel biased weighting for reliable distance and accuracy.

HYBRIDS

A 5 hybrid with an offset design and heel-biased weighting make longer approach shots easier and more accurate than ever.

IRONS

Low profile irons with greater lofts and perimeter weighting launch high and straight for more GIR's and birdie opportunities.

MALLET PUTTER

A premium mallet putter design features a machined face for exceptional feel and control on long and short putts.

PREMIUM CART BAG

To tie the set together, a premium bag features a 14-way top, 9 zippered compartments, and a large insulated beverage cooler.

CLUB	LOFT	LIE ANGLE	GRAPHITE LENGTH	GRAPHITE SWING WEIGHT	GRAPHITE FLEX	RH/LH
DRIVER	15.0°	60.00°	44.75"	C5	LADIES	RH
3W	19.0°	58.00°	42.25"	C3.5	LADIES	RH
5W	23.0°	59.00°	41.75"	C3.5	LADIES	RH
5H	26.0°	60.00°	38.00"	C2.5	LADIES	RH
6	28.0°	62.50°	36.75"	C3	LADIES	RH
7	31.5°	62.50°	36.25"	C3	LADIES	RH
8	35.5°	63.00°	35.75"	C3	LADIES	RH
9	40.0°	63.50°	35.25"	C3	LADIES	RH
PW	45.0°	64.00°	35.00"	C3	LADIES	RH
SW	55.0°	64.00°	34.50"	C4	LADIES	RH
MALLET	3.0°	70.00°	33.25"	-	-	RH

STOCK SET COMPOSITION	GRIP	SHAFT	COLOR
<ul style="list-style-type: none"> Dr, 3W, 5W, 5H, 6-PW, SW, Putter, Cart Bag 	<ul style="list-style-type: none"> Lamkin Crossline STD (58R) - Black (50g) 	<ul style="list-style-type: none"> Cobra Ultralite 40 (Driver) Cobra Ultralite 45 (Fwy, Hyb, Iron) 	<ul style="list-style-type: none"> Black/Lilac

cobra. FLY-XL

MEN'S SET

The Cobra FLY-XL complete set includes a full bag of lightweight and forgiving clubs that deliver easy launch and distance.



*13pc Set with Stand Bag Available

Black/Blue

DRIVER

A titanium driver (10.5* in reg, and 11.5* in lite flex) has an oversized shape and heel-biased weighting for longer straighter drives.

FAIRWAY

A 3-wood and 5-wood feature a shallow profile and heel biased weighting for accuracy and distance off the tee and from the fairway.

HYBRIDS

A 4 and 5 hybrid create perfect gapping between the fairways and irons for longer approach shots into greens.

IRONS

The irons (6-PW, SW) have a traditional cavity back design and perimeter weighting for effortless launch and distance.



BLADE PUTTER

A premium blade putter design features a machined face for exceptional feel and control on long and short putts.

CART BAG OR STAND BAG


Whether you prefer to walk or ride, the FLY-XL complete set is offered with your choice of a cart bag or a stand bag.

CLUB	LOFT	LIE ANGLE	GRAPHITE LENGTH	STEEL LENGTH	GRAPHITE SWING WEIGHT	STEEL SWING WEIGHT	GRAPHITE FLEX	STEEL FLEX	RH/LH
DRIVER	10.5° (Reg), 11.5° (Lite)	58.50°	45.50"	-	D2	-	R/LITE	-	RH/LH
3W	14.5°	58.00°	43.50"	-	D1	-	R/LITE	-	RH/LH
5W	18.5°	59.00°	43.00"	-	D1	-	R/LITE	-	RH/LH
4H	20.5°	59.00°	39.50"	-	D0	-	R/LITE	-	RH/LH
5H	23.5°	59.50°	38.75"	-	D0	-	R/LITE	-	RH/LH
6	26.0°	62.00°	37.75"	37.75"	C9	D2	R/LITE	S, R	RH/LH
7	30.0°	62.50°	37.25"	37.25"	C9	D2	R/LITE	S, R	RH/LH
8	35.0°	63.00°	36.75"	36.75"	C9	D2	R/LITE	S, R	RH/LH
9	40.0°	63.50°	36.25"	36.25"	C9	D2	R/LITE	S, R	RH/LH
PW	45.0°	64.00°	36.00"	36.00"	D0	D3	R/LITE	S, R	RH/LH
SW	55.0°	64.00°	35.50"	35.50"	D1	D3	R/LITE	S, R	RH/LH
BLADE PUTTER	3.0°	70.00°	34.25"	34.25"	-	-	R/LITE	S, R	RH/LH

STOCK SET COMPOSITION	GRIP	SHAFT	COLOR
<ul style="list-style-type: none"> Dr, 3W, 5W, 4H, 5H, 6-PW, SW, Putter, Cart Bag 	<ul style="list-style-type: none"> Lamkin Crossline STD (58R) - Black (50g) 	<ul style="list-style-type: none"> Cobra Fly-XL Graphite Cobra XL Steel 	<ul style="list-style-type: none"> Black/Blue

cobra. FLY-XL WOMEN'S SET

The Cobra FLY-XL women's complete set includes a full bag of lightweight and forgiving clubs that deliver easy launch and distance.



*13pc Set with Stand Bag Available

Silver/Plum

Black/Olive

DRIVER

A titanium driver (12.5*) has an oversized shape and heel-biased weighting for longer straighter drives.

FAIRWAY

A 3-wood, 5-wood and 7-wood feature a shallow profile and heel biased weighting for accuracy and distance off the tee and from the fairway.

HYBRIDS

A 5 hybrid creates perfect gapping between the fairways and irons for longer approach shots into greens.

IRONS

The irons (6-PW, SW) have a traditional cavity back design and perimeter weighting for effortless launch and distance.

MALLET PUTTER

A premium mallet putter design features a machined face for exceptional feel and control on long and short putts.

CART BAG OR STAND BAG

Whether you prefer to walk or ride, the FLY-XL complete set is offered with your choice of a cart bag or a stand bag.

CLUB	LOFT	LIE ANGLE	GRAPHITE LENGTH (STD/*PETITE)	GRAPHITE SWING WEIGHT (STD/*PETITE)	GRAPHITE FLEX	RH/LH
DRIVER	12.5°	58.50°	44.50"/*43.50"	C7/*C1	LADIES	RH
3W	18.5°	59.00°	42.25"/*41.25"	C7/*C1	LADIES	RH
5W	21.5°	59.50°	41.75"/*40.75"	C7/*C1	LADIES	RH
7W	24.5°	60.00°	41.25"/*40.25"	C7/*C1	LADIES	RH
5H	23.5°	59.50°	37.75"/*36.75"	C5.5/*B9.5	LADIES	RH
6	26.0°	62.00°	36.75"/*35.75"	C3.5/*B7.5	LADIES	RH
7	30.0°	62.50°	36.25"/*35.25"	C3.5/*B7.5	LADIES	RH
8	35.0°	63.00°	35.75"/*34.75"	C3.5/*B7.5	LADIES	RH
9	40.0°	63.50°	35.25"/*34.25"	C3.5/*B7.5	LADIES	RH
PW	45.0°	64.00°	35.00"/*34.00"	C4.5/*B8.5	LADIES	RH
SW	55.0°	64.00°	34.50"/*33.50"	C4.5/*B8.5	LADIES	RH
MALLET	3.0°	70.00°	33.25"/*32.25"	-	LADIES	RH

STOCK SET COMPOSITION	GRIP	SHAFT	COLOR
<ul style="list-style-type: none"> Dr, 3W, 5W, 7W, 5H, 6-PW, SW, Putter, Cart Bag 	<ul style="list-style-type: none"> Lamkin Crossline STD (58R) - Black (50g) 	<ul style="list-style-type: none"> Cobra Fly-XL 	<ul style="list-style-type: none"> Silver/Plum Black/Olive



ACCESSORIES







THE ULTIMATE IN VERSATILITY.

ULTRALIGHT *PRO*⁺

- ▶ **STAND BAG** Designed for versatility. It's packed with all the storage you might need, including an oversized cooler pocket. And at only 5lbs., it's still designed to be carried.

DESIGNED FOR THE MINIMALIST.

ULTRALIGHT *PRO*

- ▶ **STAND BAG**
Designed for golfers looking for a true lightweight carry bag. We've stripped this bag down to give golfers exactly what they need, no more no less.
- ▶ **CART BAG**
Features twelve dedicated pockets for maximum storage. This includes an oversized cooler pocket large enough to fit nine of your favorite canned beverage.



GOLF IS A LIFESTYLE.

ULTRALIGHT PENCIL

- ▶ **PENCIL BAG** features a simple and traditional design. With a 2-way divider and thoughtful storage compartments, this bag is great for par 3 courses or quick rounds after work.



SPECIAL EDITION TOUR CROWN CAPS

- ▶ **PERFECT FIT**
Years of research brings to life the most comfortable hat we've ever made.
- ▶ **110% COMFORT**
Flexfit 110 sweatband wicks moisture away and provides all the comfort you need on and off the course.
- ▶ **ONE SIZE FITS ALL**
The classic snapback closure allows you to adjust your desired size.



- ▶ **CAMO EDITION**
Featuring a digi-camo color block that comes in 3 different colors.
- ▶ **STARS AND STRIPES EDITION**
Special edition 3D raised embroidery with American Flag details.

ACCESSORIES GOLF BAGS



01 Black



01 Black

COBRA® TOUR STAFF BAG '22 \$600


STYLE	WEIGHT	MATERIAL	POCKETS
909529	11 lbs	100% Polyurethane	11

- Cobra® x Vessel Collaboration
- Tour Validated Staff Bag Offers Premium Storage and Performance
- 6-way Top with Full Length Club Dividers
- Dual Oversized Apparel Pockets
- Fleece Lined Valuables Pocket
- Insulated Beverage Pocket

COBRA® TOUR STAND BAG '22 \$350

STYLE	WEIGHT	MATERIAL	POCKETS
909530	6 lbs	100% Polyurethane	6

- Cobra® x Vessel Collaboration
- Tour Validated Stand Bag Offers Premium Versatility and Performance
- 4-way Top with Full Length Club Dividers
- Oversized Apparel Pocket
- Fleece Lined Valuables Pocket w/ Lockable Feature
- Insulated Beverage Pocket
- Lightweight Carbon Fiber Stand Legs
- 2-point Tour Single Strap



ULTRALIGHT PRO+ STAND BAG \$250

STYLE	WEIGHT	MATERIAL	POCKETS
909525	5 lbs	100% Polyester	8

- Lightweight – Easy to carry at only 5lbs.
- 9 different pockets including a velourlined range finder pocket and valuables pocket.
- Oversized Insulated Pocket – Fit up to eleven cans of your favorite beverage.
- New Stable Leg Design – An updated leg design provides a streamlined aesthetic and lower CG yields a more stable bag.
- New Easy Flex Base – Better ground contact for even more stability.

ULTRALIGHT PRO STAND BAG \$225

STYLE	WEIGHT	MATERIAL	POCKETS
909526	4lbs	100% Polyester	7

- Lightweight – Designed for golfers who like to walk. Super easy to carry at only 4lbs.
- Storage with a purpose – 7 pockets thoughtfully designed to carry everything a golfer needs and that's it. No more, no less.
- Magnetic Range finder slip pocket
- New Stable Leg Design – An updated leg design provides a streamlined aesthetic and lower CG yields a more stable bag.
- New Easy Flex Base – Better ground contact for even more stability.



01 Black/ Gold Fusion 02 Navy Blazer/ Ski Patrol 03 Quiet Shade/ Navy Blazer 04 Ski Patrol/ Black



08 Black/White 05 Electric Blue/White 06 Antique Bronze/Black 07 Elderberry/ Black



02 Quiet Shade/ Navy Blazer

01 Black/Moss Green

ULTRALIGHT PRO CART BAG \$250

STYLE	WEIGHT	MATERIAL	POCKETS
909528	5lbs	100% Polyester	11

- Maximum Storage -11 different pockets, including dual oversized apparel pockets.
- Magnetic Range Finder Pocket -Easy access to your rangefinder with the magnetic pocket.
- 14-Way Top -including 3 full-length dividers for easy access to your clubs.
- Insulated Pocket -Keep up to nine cans of your favorite beverage cold.
- Pass-Thru -Built in pass-thru to attach to a cart without restricting pocket access.

ULTRALIGHT PENCIL BAG \$140

STYLE	WEIGHT	MATERIAL	POCKETS
909527	3lbs	100% Polyester	5

- 2-way top with single top divider
- Dual Pockets -designed to provide a simple storage solution for tees and balls
- Internal storage for your valuables
- Dual-Strap Option -Allows for a golfer to carry with single or double straps.



01 Quiet Shade

02 Peacoat

03 Black



01 Navy Blazer/High Rise

02 Black/ High Risk Red

ULTRALIGHT SUNDAY BAG \$129

STYLE	WEIGHT	MATERIAL	POCKETS
909311	3.8 lbs	100% Polyester	5

- 3-way top with designated full length club dividers and top grab handle
- Oversized apparel pocket
- Fleece lined valuables pocket
- Mesh beverage pocket
- Customizable ball pocket

ULTRADRY PRO STAND BAG \$259

STYLE	WEIGHT	MATERIAL	POCKETS
909479	4.5 lbs	100% Polyester	5

- Waterproof - Seam sealed zippered pockets to protect your belongings from the elements.
- Lightweight - Easy to carry at only 4.5lbs.
- New Swivel Strap - The new shoulder clip allows the bag to swivel as you move, making walking 18 holes easier than ever.
- New Stable Leg Design - An updated leg design provides a streamlined aesthetic and lower CG yields a more stable bag.
- New Easy Flex Base - Better ground contact for even more stability.

ACCESSORIES GOLF BAGS



01
Navy Blazer/
High Rise



02
Black/ High
Risk Red



01
Puma Black



02
Quiet Shade/
Navy Blazer



03
Ski Patrol/
White/ Black

ULTRADRY PRO CART BAG

\$279

STYLE	WEIGHT	MATERIAL	POCKETS
909480	5.3 lbs	100% Polyester	7

- Waterproof - Seam sealed zippered pockets to protect your belongings from the elements.
- 14-Way Top - Full length dividers and a putter well for easier access to your putter.
- Lightweight - Easy to handle at only 5lbs.
- Dual Apparel Pockets - Two oversized apparel pockets for increased storage.
- Fleece Lined Pockets - Dual valuables pockets are lined with fleece for even more protection

ULTRALIGHT PRO CRESTING STAND BAG \$219

STYLE	WEIGHT	MATERIAL	POCKETS
909569	4lbs	100% Polyester	7

- Lightweight - Designed for golfers who like to walk. Super easy to carry at only 4lbs.
- Storage with a purpose - 7 pockets thoughtfully designed to carry everything a golfer needs and that's it. No more, no less.
- New Stable Leg Design - An updated leg design provides a streamlined aesthetic and lower CG yields a more stable bag.
- New Easy Flex Base - Better ground contact for even more stability.



TOUR CROWN CAP \$30

STYLE	SIZE	MATERIAL
909491	OSFA	95% Polyester, 5% Elastane

- Perfect Fit - Years of research brings to life the most comfortable hat we've ever made.
- 110% Comfort - Flexfit 110 sweatband wicks moisture away and provides all the comfort you need on and off the course.
- Premium Materials - New technical performance material that's lightweight and moisture wicking.
- One Size Fits All - The classic snapback closure allows you to adjust your desired size.
- New Crown C Branding - 3D angular silicon 'Crown C' branding.



STARS AND STRIPES CROWN C SNAPBACK CAP \$32

STYLE	SIZE	MATERIAL
909533	OSFA	Shell: 90% Polyester, 10% Elastane Front Lining: 100% Polyester Lower Shell Outer Surface: 100% Cotton

- Special-edition Stars and Stripes theme featuring a 3D embroidered Crown C with American flag details.
- Perfect Fit - Years of research brings to life the most comfortable hat we've ever made.
- 110% Comfort - Flexfit 110 sweatband wicks moisture away and provides all the comfort you need on and off the course.
- Premium Materials - New technical performance material that's lightweight and moisture wicking.
- One Size Fits All - The classic snapback closure allows you to adjust your desired size.



CAMO CROWN C SNAPBACK CAP \$32

STYLE	SIZE	MATERIAL
909532	OSFA	Shell: 90% Polyester, 10% Elastane Front Lining: 100% Polyester Lower Shell Outer Surface: 60% Cotton 40% Polyester

- Special-edition digi-camo color block.
- Perfect Fit - Years of research brings to life the most comfortable hat we've ever made.
- 110% Comfort - Flexfit 110 sweatband wicks moisture away and provides all the comfort you need on and off the course.
- Premium Materials - New technical performance material that's lightweight and moisture wicking.
- One Size Fits All - The classic snapback closure allows you to adjust your desired size.



TOUR SNAKE CAP \$30

STYLE	SIZE	MATERIAL
909492	OSFA	95% Polyester, 5% Elastane

- Perfect Fit - Years of research brings to life the most comfortable hat we've ever made.
- 110% Comfort - Flexfit 110 sweatband wicks moisture away and provides all the comfort you need on and off the course.
- Premium Materials - New technical performance material that's lightweight and moisture wicking.
- One Size Fits All - The classic snapback closure allows you to adjust your desired size.
- Phantom Logo - 3D embroidered snake logo in material color for a 'phantom' look.

ACCESSORIES HEADWEAR



COBRA CROWN C TRUCKER SNAPBACK CAP

\$30

PRO TOUR STRETCH FIT CAP

\$28

STYLE	SIZE	MATERIAL
909481	OSFA	96% Polyester, 4% Elastane

STYLE	SIZE	MATERIAL
909493	S/M, L/XL	96% Polyester, 4% Elastane

- FlexFit 110 - The FlexFit 110 sweatband wicks moisture away and flexes to fit your head perfectly.
- Trucker Mesh - Mesh back panels for the classic trucker look and extra breathability to keep you cool on the course.
- One Size Fits All - The classic snapback closure allows you to adjust your desired size.
- 3D Branding - Brand new Cobra script logo using 3D embroidery application

- FlexFit Technology - This fitted cap features FlexFit Technology to give you the perfect fit.
- Extra Breathable - Micro-perforations line the side panels to cool you off on those extra hot days.
- Premium Materials - New technical performance material that's lightweight and moisture wicking.
- Raised Silicon Branding - 3D branding on front and back.



KING COBRA® TRUCKER CAP

\$28

KING COBRA® VISOR

\$24

STYLE	SIZE	MATERIAL
909343	OSFA	96% Polyester, 4% Elastane

STYLE	SIZE	MATERIAL
909309	OSFA	100% Polyester

- Slight curve, Flexfit 110 snapback cap
- Moisture wicking performance sweatband
- 3D embroidered KING Cobra® logo
- Flat embroidered Snake logo

- Pre curve, adjustable visor
- Moisture wicking performance sweatband
- 3D embroidered KING Cobra® logo



01
Bright White

COBRA CROWN C SUN BUCKET \$30

STYLE	SIZE	MATERIAL
909482	S/M, L/XL	96% Polyester, 4% Elastane

- All New Bucket Style Hat - All-around brim designed to keep the sun off your face and ears.
- Silicon Patch - 3D silicon patch with 'Crown C' branding
- Sizes: S/M (fits hat size 6-7/8 to 7-1/4); L/XL (fits hat size 7-1/4 to 7-5/8)



01
Black

ULTRADRY CAP \$30

STYLE	SIZE	MATERIAL
909496	S/M, L/XL	97% polyester/3% Elastane

- Pre curve, stretch fit cap
- Moisture wicking performance sweatband
- Water resistant, seam sealed construction
- Reflective Crown logo
- Embossed Cobra® wordmark



01
Black

CROWN C BEANIE \$22

STYLE	SIZE	MATERIAL
909508	OSFA	90% Acrylic, 5% Polyester, 4% Polyamide, 1% Elastane

- Reversible knit beanie
- Side 1: Cobra® wordmark logo
- Side 2: Snake logo
- Suede label with Crown logo



01
Black

03
Navy Blazer

04
Bright White

WOMEN'S CROWN ADJUSTABLE CAP \$24

STYLE	SIZE	MATERIAL
909499	OSFA	Shell: 100% polyester Front lining: 80% polyester/20% cotton Back lining: 100% polyester

- Pre-curved, adjustable cap
- Moisture wicking performance sweatband
- Side and back panel ventilation
- Silicon 'Crown C' logo



01
Black



03
Bright White



01 Black/
White



02
Bright White/
Vibrant Orange

WOMEN'S CROWN C SUNDROP VISOR \$22

STYLE	SIZE	MATERIAL
909498	OSFA	100% Polyester

- Sundrop Visor Design - Extra-wide brim to shade face from the sun.
- OSFA - Velcro closure to adjust to desired size.
- New Crown C Branding - 3D angular silicon 'Crown C' branding.

YOUTH CROWN CAP \$22

STYLE	SIZE	MATERIAL
909494	OSFA	Shell : 98% Cotton, 2% Elastane Front Lining : 100% Polyester

- Perfect Fit - Years of research brings to life the most comfortable hat we've ever made.
- 110% Comfort - Flexfit 110 sweatband wicks moisture away and provides all the comfort you need on and off the course.
- Premium Materials - New technical performance material that's lightweight and moisture wicking.
- One Size Fits All - The classic snapback closure allows you to adjust your desired size.
- New Crown C Branding - 3D angular silicon 'Crown C' branding.

ACCESSORIES GLOVES



01
Bright White



01
Bright White



01
Bright White

PUR TOUR GLOVE

\$24

STYLE	SIZE	MATERIAL
LH: 909458 RH: 909459 CLH: 909460	S, M, ML, L, XL	100% Sheep Leather

- **PURFIT Tech** – Form-fitted construction and contoured wristband for ultimate comfort.
- **Feel** – Premium AAA Cabretta Leather (the highest grade).
- **Moisture Control** – Strategically placed micro-perforations provide breathability while the wrist sweatband wicks moisture away.
- **Premium Details** – Debossed snake logo and hidden woven labels provide an upgraded look.

PUR TECH GLOVE

\$20

STYLE	SIZE	MATERIAL
LH: 909461 RH: 909462 CLH: 909463	S, M, ML, L, XL	45% Sheep Leather, 44% Polyester, 9% Polyurethane, 2% Elastane

- **PURFIT Tech** – 4-way stretch mesh and contoured wristband provides a comfortable fit.
- **Feel** – Premium Cabretta Leather for a soft feel.
- **Breathability** – Strategically placed micro-perforations and knit insert yield extreme breathability and moisture control.
- **Premium Details** – Embossed logos and premium trims provide an upgraded look.

MICROGRIP FLEX GLOVE

\$13

STYLE	SIZE	MATERIAL
LH: 909464 RH: 909465 CLH: 909466	S, M, ML, L, XL	83% Polyester, 12% Polyurethane, 5% Elastane

- **Durability** – Sheep leather palm and thumb inserts provide exceptional feel while also allowing for a longer lasting golf glove.
- **Breathability** – Strategically placed micro-perforations and lycra-mesh insert yield extreme breathability and moisture control.
- **PURFIT Tech** – Lightweight mesh and form-fitted wristband provide exceptional comfort.



01
Black



01
Black



01
Black

STORMGRIP RAIN GLOVE PAIR

\$24

STYLE	SIZE	MATERIAL
909467	S, M, ML, L, XL	89% Polyester, 11% Elastane

- **Superior Grip** – StormGrip Suede provides maximum grip in wet conditions.
- **Dry Performance** – Suede palm and an added moisture membrane keep your hands dry even in the harshest conditions.
- **PURFIT Tech** – Lightweight mesh and form-fitted wristband provide exceptional comfort.

STORMGRIP WINTER GLOVE PAIR

\$24

STYLE	SIZE	MATERIAL
909469	S, M, M/L, L, XL	89% Polyester, 11% Elastane

- **Superior Grip** – StormGrip Suede provides maximum grip in wet conditions.
- **Insulation** – Warm fleece lines the back of the glove to provide ultimate comfort and warmth.
- **Fit** – Lightweight mesh and form-fitted wrist cuffs provide exceptional comfort.

COBRA WINTER MITTS

\$28

STYLE	SIZE	MATERIAL
909457	OSFA	90% Polyester, 6% Elastane, 3% Polyurethane, 1% Nylon

- **Insulation** – Warm fleece lines the back of the glove to provide ultimate comfort and warmth.
- **Foldable** – A hidden pouch on the left glove allows you to fold the gloves and pack for safe keeping.
- **OSFA** – One Size Fits All

ACCESSORIES GLOVES



01
Bright White

WOMEN'S PUR TOUR GLOVE

\$24

STYLE	SIZE	MATERIAL
LH: 909500	S, M, ML, L, XL	100% Sheep Leather

- PURFIT Tech - Form-fitted construction and contoured wristband for ultimate comfort.
- Feel - Premium AAA Cabretta Leather (the highest grade).
- Moisture Control - Strategically placed micro-perforations provide breathability while the wrist sweatband wicks moisture away.
- Premium Details - Debossed snake logo and hidden woven labels provide an upgraded look.



01
Bright White

WOMEN'S PUR TECH GLOVE

\$20

STYLE	SIZE	MATERIAL
LH: 909470	S, M, L	48% Polyester, 42% Sheep Leather, 6% Polyurethane, 4% Elastane

- PURFIT Tech - 4-way stretch mesh and contoured wristband provides a comfortable fit.
- Feel - Premium Cabretta Leather for a soft feel.
- Breathability - Strategically placed micro-perforations and knit insert yield extreme breathability and moisture control.



01
Bright White

WOMEN'S MICROGRIP FLEX GLOVE

\$13

STYLE	SIZE	MATERIAL
LH: 909472	S, M, L	82% Polyester, 12% Polyurethane, 6% Elastane

- Durability - Sheep leather palm and thumb inserts provide exceptional feel while also allowing for a longer lasting golf glove.
- Breathability - Strategically placed micro-perforations and lycra-mesh insert yield extreme breathability and moisture control.
- PURFIT Tech - Lightweight mesh and form-fitted wristband provide exceptional comfort.



01
White

YOUTH MICROGRIP FLEX GLOVE

\$13

STYLE	SIZE	MATERIAL
LH: 909474	S, M, L	82% Polyester, 12% Polyurethane, 6% Elastane

- Durability - High-quality synthetic leather provides an exceptional feel while allowing for a longer lasting golf glove.
- Breathability - Strategically placed micro-perforations and lycra-mesh insert yield extreme breathability and moisture control.
- PURFIT Tech - Lightweight mesh and form-fitted wristband provide exceptional comfort.



01
Black

CROWN ROLLING CLUB BAG

\$220

STYLE	SIZE	MATERIAL
909398	17" x 10.5" x 52"	Shell: 100% Polyester Lining: 100% Polyester

- Large main compartment with two-way zip up
- External pockets for extra storage
- Multiple top and front grab/carry handles
- ID Card holder
- Top and side carry handle
- Durable heather material with Crown C branding
- Oversize wheels for easy transition when traveling



01
Black

CROWN BACKPACK

\$120

STYLE	SIZE	MATERIAL
909399	12" x 18" x 6"	Shell: 99% Polyester, 1% Polyurethane Lining: 100% Polyester

- Main compartment with organized storage
- Internal and external pockets for maximized storage
- Front velcro pocket with organization
- Valuables pocket
- Two side pockets, one zippered and one slip pocket for beverages
- External zippered pocket
- Top grab handle and comfort shoulder straps
- Slip through slot for easy stacking on rolling carry on



01
Black

CROWN CARRY ON

\$160

STYLE	SIZE	MATERIAL
909400	13" x 21.5" x 9.5"	Shell: 100% Polyester Lining: 100% Polyester

- Carry on rolling luggage
- Large main compartment with two-way zip and internal organization
- External zippered pocket
- Top and side carry handle
- Retractable push-button handle system
- Durable heather material with Crown C branding



01
Black

Back Pattern

CROWN C PLAYER'S TOWEL

\$28

STYLE	SIZE	MATERIAL
909486	OSFA	80% polyester, 20% polyamide

- Waffle Microfiber - Woven with a waffle texture to remove dirt and grime from your clubs.
- Super Absorbent - Designed to soak up more moisture to last you longer on the course.
- Built in Hanger - Hang your towel over your clubs through the built-in center slit.
- Dimensions - 39" x 14" | 100cm x 36cm

cobra.

ULTRALIGHT PRO CRESTING STAND BAG

CUSTOMIZABLE LOCATIONS:

- 1. Apparel Pocket
- 2. Ball Pocket
- 3. Accessories Pocket

SIZES:

- 1. Apparel Pocket: 4" x 10"
- 2. Ball Pocket: 4.5" x 7.5"
- 3. Accessories Pocket: 4" x 7"

*Heat Transfer Application



01
Black/
White

02
Quiet Shade/
Navy Blazer

03
Ski Patrol/
Black

NOTES



NOTES



NOTES



