



2023

PRODUCT CATALOGUE
CANADA



DOING THINGS DIFFERENTLY™

We are COBRA® Golf.

You may know us as the brand that's "Doing Things Differently™." But, differently only matters when it's better. We like to have fun, yes,...but this company was born from a fundamental belief that there is always a better way waiting to be discovered, there is always a NEXT waiting to be revealed.

Bold talk, sure, but we believe that bold thought requires bolder action: saying it is easy, putting in the work, doing more than what's expected, and pushing further still is the only way that true innovation happens. That is where different leads to better.

Different also gives way to "firsts": Whether its the first company to invent the utility club, to build clubs with graphite shafts, to mass-produce ONE-length irons or clubs with Smart technology. We lead our industry in sourcing materials, new shapes and new processes, all in the name of better.

At COBRA®, our approach will always be different -


BUT, WAIT TILL YOU SEE WHAT DIFFERENT DOES NEXT.

WE ARE COBRA® GOLF AND WE ARE BREAKING THROUGH.

Here's to Doing Things Differently™.

TABLE OF CONTENTS

04	DRIVERS
10	FAIRWAYS / HYBRIDS
19	IRONS
34	WEDGES
52	PUTTERS
76	ARCCOS CADDIE
77	COMPLETE SETS
82	ACCESSORIES



AEROJET™

DRIVER TECHNOLOGY

The AEROJET drivers ignite a new era in speed through advanced aerodynamic shaping. Boasting the lowest drag coefficient of any Cobra driver design, the AEROJET LS model uses an aggressive streamlined shape to enable the fastest clubhead speed possible.



AERODYNAMIC SHAPING

Across all three driver models, a seamless aerodynamic design is adapted to deliver faster clubhead speed for maximized distance.

► PWR-BRIDGE WEIGHTING

An innovative suspended bridge weight design enables unrestricted flexibility of the face and sole, and positions the CG low and forward to unleash faster ball speed.



► PWRSHELL WITH H.O.T FACE

A forged PWRSHELL face insert maximizes flexibility for faster ball speed and higher launch. A H.O.T Face design uses artificial intelligence to create a variable thickness pattern that delivers more efficient speed and spin across the face.



► THREE MODELS

AEROJET LS

Aggressive aero shaping in a low spin design maximizes speed for skilled players with fast swing speeds.

AEROJET

A stable aerodynamic shape delivers speed with increased forgiveness to fit a wide range of players.

AEROJET MAX

Blends the forgiveness and speed of AEROJET into a draw-biased design with a heel weight option for better slice correction.



The AEROJET LS utilizes an advanced aerodynamic design to enable the fastest club speed possible.



AERODYNAMIC SHAPING

A seamless aerodynamic design is adapted to deliver faster clubhead speed for maximized distance.

PWR-BRIDGE WEIGHTING

An innovative suspended bridge weight design enables unrestricted flexibility of the face and sole, and positions the CG low and forward to unleash faster ball speed.

PWRSHELL WITH H.O.T FACE

A forged PWRSHELL face insert maximizes flexibility for faster ball speed and higher launch. A H.O.T Face design uses artificial intelligence to create a variable thickness pattern that delivers more efficient speed and spin across the face.

ADJUSTABLE WEIGHTING

Two adjustable weight settings in the heel and toe allow for a neutral or fade-biased ball flight.

CARBON CROWN AND SOLE





A carbon fiber crown and sole create a lighter and stronger chassis.



Free Arccos sensors with purchase

LOFT	LOFT & LIE SETTINGS								WEIGHT ADJUSTABILITY	LENGTH	SHAFT OFFERING / FLEX / SWING WEIGHT	RH/LH
	-1.5°	-1°	-1°D	STD°	STD°D	+1°	+1°D	+1.5°				
9.0°	7.5° (57.50°)	8.0° (56.80°)	8.0°D (58.10°)	9.0° (56.20°)	9.0°D (58.80°)	10.0° (56.80°)	10.0°D (58.10°)	10.5° (57.50°)	TOE/HEEL	45.50"	MCA Kai'li White 60 (X - 69.5g, S - 68g): D5 Project X HZRDUS Black Gen 4 60 (S - 62g): D4	RH/LH
10.5°	9.0° (57.50°)	9.5° (56.80°)	9.5°D (58.10°)	10.5° (56.20°)	10.5°D (58.80°)	11.5° (56.80°)	11.5°D (58.10°)	12.0° (57.50°)	TOE/HEEL	45.50"	MCA Kai'li Blue 60 (S - 66.5g): D4.5 MCA Kai'li White 60 (S - 68g): D5 Project X HZRDUS Black Gen 4 60 (S - 62g): D4	RH/LH

*All lofts are available in Tour Length (44.50") in custom

GRIP	SHAFT	COLOURS
<ul style="list-style-type: none"> GRIP0195 - Lamkin Crossline (58R) - Black/Silver (48g) 	<ul style="list-style-type: none"> MCA Kai'li Blue 60 (mid launch / mid spin) Project X HZRDUS Black Gen 4 (mid launch / low spin) MCA Kai'li White 60 (low launch / low spin)   	<ul style="list-style-type: none"> Crown Colour: Raw Carbon Black Gloss Accent Colours: White/Blue/Red

The AEROJET driver combines a faster aerodynamic shape with extreme forgiveness.



AERODYNAMIC SHAPING

A seamless aerodynamic design is adapted to deliver faster clubhead speed for maximized distance.

PWR-BRIDGE WEIGHTING

An innovative suspended bridge weight design enables unrestricted flexibility of the face and sole, and positions the CG low and forward to unleash faster ball speed.

PWRSHELL WITH H.O.T FACE

A forged PWRSHELL face insert maximizes flexibility for faster ball speed and higher launch. A H.O.T Face design uses artificial intelligence to create a variable thickness pattern that delivers more efficient speed and spin across the face.

CARBON CROWN AND SOLE

A carbon fiber crown and sole create a lighter and stronger chassis.

ADJUSTABLE LOFT





An adjustable loft sleeve offers fine tuning of trajectory and spin. Each loft is adjustable up to +/- 1.5 from the printed loft on the head.



Free Arccos sensors with purchase

LOFT	LOFT & LIE SETTINGS								WEIGHT ADJUSTABILITY	LENGTH	SHAFT OFFERING / FLEX / SWING WEIGHT	RH/LH
	-1.5°	-1°	-1°D	STD°	STD°D	+1°	+1°D	+1.5°				
9.0°	7.5° (57.50°)	8.0° (56.80°)	8.0°D (58.10°)	9.0° (56.20°)	9.0°D (58.80°)	10.0° (56.80°)	10.0°D (58.10°)	10.5° (57.50°)	FIXED BACK	45.50"	MCA Kai'li Blue 60 (S - 66.5g, R - 64.5g): D4.5 MCA Kai'li White 60 (X - 69.5g, S - 68g): D5	RH/LH
10.5°	9.0° (58.50°)	9.5° (57.80°)	9.5°D (59.10°)	10.5° (57.20°)	10.5°D (59.50°)	11.5° (57.80°)	11.5°D (59.10°)	12.0° (58.50°)	FIXED BACK	45.50"	UST Helium Nanocore 4F2 (A - 45g, R - 55g): D2 MCA Kai'li Blue 60 (S - 66.5g, R - 64.5g): D4.5 MCA Kai'li White 60 (S - 68g): D5	RH/LH
12.0°	10.5° (58.50°)	11.0° (57.80°)	11.0°D (59.10°)	12.0° (57.20°)	12.0°D (59.80°)	13.0° (57.80°)	13.0°D (59.10°)	13.5° (58.50°)	FIXED BACK	45.50"	UST Helium Nanocore 4F2 (A - 45g, R - 55g): D2	RH/*LH

*LH custom only

GRIP	SHAFT	COLOURS
<ul style="list-style-type: none"> GRIP0195 - Lamkin Crossline (58R) - Black/Silver (48g) 	<ul style="list-style-type: none"> UST Helium Nanocore (high launch / mid spin) MCA Kai'li Blue 60 (mid launch / mid spin) MCA Kai'li White 60 (low launch / low spin)   	<ul style="list-style-type: none"> Crown Colour: Raw Carbon Black Gloss Accent Colours: White/Blue/Red

The AEROJET MAX driver blends aero shaping into a forgiving draw-biased design to enable maximum speed and a straighter ball flight.



AERODYNAMIC SHAPING

A seamless aerodynamic design is adapted to deliver faster clubhead speed for maximized distance.

PWR-BRIDGE WEIGHTING

An innovative suspended bridge weight design enables unrestricted flexibility of the face and sole, and positions the CG low and forward to unleash faster ball speed.

PWRSHELL WITH H.O.T FACE

A forged PWRSHELL face insert maximizes flexibility for faster ball speed and higher launch. A H.O.T Face design uses artificial intelligence to create a variable thickness pattern that delivers more efficient speed and spin across the face.

ADJUSTABLE WEIGHTING

Two adjustable weight settings in the back and heel allow for a neutral or draw-biased ball flight.

CARBON CROWN AND SOLE




A carbon fiber crown and sole create a lighter and stronger chassis.



Free Arccos sensors with purchase

LOFT	LOFT & LIE SETTINGS								WEIGHT ADJUSTABILITY	LENGTH	SHAFT OFFERING / FLEX / SWING WEIGHT	RH/LH
	-1.5°	-1°	-1°D	STD°	STD°D	+1°	+1°D	+1.5°				
9.0°	7.5° (58.50°)	8.0° (57.80°)	8.0°D (59.10°)	9.0° (57.20°)	9.0°D (59.80°)	10.0° (57.80°)	10.0°D (59.10°)	10.5° (58.50°)	BACK/HEEL	45.50"	MCA Kai'li Blue 60 (S - 66.5g, R - 64.5g): D3.5	RH/LH
10.5°	9.0° (59.50°)	9.5° (58.80°)	9.5°D (60.10°)	10.5° (58.20°)	10.5°D (60.80°)	11.5° (58.80°)	11.5°D (60.10°)	12.0° (59.50°)	BACK/HEEL	45.50"	UST Helium Nanocore 4F2 (A - 45g, R - 55g): D1 MCA Kai'li Blue 60 (S - 66.5g, R - 64.5g): D4	RH/LH
12.0°	10.5° (59.50°)	11.0° (58.80°)	11.0°D (60.10°)	12.0° (58.20°)	12.0°D (60.80°)	13.0° (58.80°)	13.0°D (60.10°)	13.5° (59.50°)	BACK/HEEL	45.50"	UST Helium Nanocore 5F3 (R - 55g): D0.5 UST Helium Nanocore 4F2 (A - 45g): D1	RH/*LH

*LH custom only

GRIP	SHAFT	COLOURS
<ul style="list-style-type: none"> GRIP0195 - Lamkin Crossline (58R) - Black/Silver (48g) 	<ul style="list-style-type: none"> UST Helium Nanocore 4F2 (high launch / mid spin)  <ul style="list-style-type: none"> MCA Kai'li Blue 60 (mid launch / mid spin) 	<ul style="list-style-type: none"> Crown Colour: Raw Carbon Black Gloss Accent Colours: White/Blue/Red

The AEROJET MAX Women's driver blends aero shaping into a forgiving draw-biased design to enable maximum speed and a straighter ball flight.



AERODYNAMIC SHAPING

A seamless aerodynamic design is adapted to deliver faster clubhead speed for maximized distance.

PWR-BRIDGE WEIGHTING

An innovative suspended bridge weight design enables unrestricted flexibility of the face and sole, and positions the CG low and forward to unleash faster ball speed.

PWRSHELL WITH H.O.T FACE

A forged PWRSHELL face insert maximizes flexibility for faster ball speed and higher launch. A H.O.T Face design uses artificial intelligence to create a variable thickness pattern that delivers more efficient speed and spin across the face.

ADJUSTABLE WEIGHTING

Two adjustable weight settings in the back and heel allow for a neutral or draw-biased ball flight.

CARBON CROWN AND SOLE

A carbon fiber crown and sole create a lighter and stronger chassis.



Free Arccos sensors with purchase

LOFT	LOFT & LIE SETTINGS								WEIGHT ADJUSTABILITY	LENGTH	SHAFT OFFERING / FLEX / SWING WEIGHT	RH/LH
	-1.5°	-1°	-1°D	STD°	STD°D	+1°	+1°D	+1.5°				
10.5°	9.0° (59.50°)	9.5° (58.80°)	9.5°D (60.10°)	10.5° (58.20°)	10.5°D (60.80°)	11.5° (58.80°)	11.5°D (60.10°)	12.0° (59.50°)	BACK/HEEL	44.00"	UST Helium Nanocore 4F1 (Ladies flex - 43g): C5	RH/*LH
12.0°	10.5° (59.50°)	11.0° (58.80°)	11.0°D (60.10°)	12.0° (58.20°)	12.0°D (60.80°)	13.0° (58.80°)	13.0°D (60.10°)	13.5° (59.50°)	BACK/HEEL	44.00"	UST Helium Nanocore 4F1 (Ladies flex - 43g): C5	RH/LH

*LH custom only

GRIP	SHAFT	COLOURS
<ul style="list-style-type: none">GRIP0197 - Lamkin Crossline Undersize (60R) - Black (45g)	<ul style="list-style-type: none">UST Helium Nanocore 4F1 (high launch / high spin)	<ul style="list-style-type: none">Crown Colour: Raw Carbon Black GlossAccent Colours: Silver/Ice Blue



AEROJET™

FAIRWAY / HYBRID TECHNOLOGY

The AEROJET fairways and hybrids utilize PWR-BRIDGE and PWRSHELL with H.O.T face to deliver powerful distance and effortless launch to enable more confidence on longer approach shots.



► PWR-BRIDGE WEIGHTING

An innovative suspended bridge weight design enables unrestricted flexibility of the face and sole, and positions the CG low and forward to unleash faster ball speed.



► PWRSHELL FACE DESIGN

For the first time in our fairways, a forged PWRSHELL face insert is used to maximize flexibility for faster ball speed and higher launch.



► H.O.T FACE TECHNOLOGY

A H.O.T Face design uses artificial intelligence to create a variable thickness pattern that delivers more efficient speed and spin across the face so every shot flies a maximum distance.

The AEROJET LS fairway is designed for skilled players seeking a lower and more workable trajectory.



PWR-BRIDGE WEIGHTING

An innovative suspended bridge weight design enables unrestricted flexibility of the face and sole, and positions the CG low and forward to unleash faster ball speed.

PWRSHELL WITH H.O.T FACE

A forged PWRSHELL face insert maximizes flexibility for faster ball speed and higher launch. A H.O.T Face design uses artificial intelligence to create a variable thickness pattern that delivers more efficient speed and spin across the face.

ADJUSTABLE WEIGHTING

Two adjustable weight settings in the heel and toe allow for a neutral or fade-biased ball flight.

CARBON FIBER CROWN

A carbon crown enables a lower CG for higher launch and added forgiveness.

ADJUSTABLE LOFT



An adjustable loft sleeve offers fine tuning of trajectory and spin. Each loft is adjustable up to +/- 1.5 from the printed loft on the head.



Free Arccos sensors with purchase

LOFT	LOFT & LIE SETTINGS								HEAD VOLUME	LENGTH	SHAFT OFFERING / FLEX / SWING WEIGHT	RH/LH
	-1.5°	-1°	-1°D	STD°	STD°D	+1°	+1°D	+1.5°				
3W	13.0° (57.00°)	13.5° (56.30°)	13.5°D (57.60°)	14.5° (55.70°)	14.5°D (58.30°)	15.5° (56.30°)	15.5°D (57.60°)	16.0° (57.00°)	172cc	43.00"	MCA Kai'li White 70 (X - 77.5g, S - 75.5g): D2.5	RH/LH
5W	16.0° (57.50°)	16.5° (56.80°)	16.5°D (58.10°)	17.5° (56.20°)	17.5°D (58.80°)	18.5° (56.80°)	18.5°D (58.10°)	19.0° (57.50°)	143cc	42.25"	MCA Kai'li White 70 (S - 75.5g): D2.5	RH/*LH

*LH custom only

GRIP	SHAFT	COLOURS
<ul style="list-style-type: none"> GRIP0195 - Lamkin Crossline (58R) - Black/Silver (48g) 	<ul style="list-style-type: none"> MCA Kai'li White 70 (low launch / low spin) 	<ul style="list-style-type: none"> Crown Colour: Raw Carbon Black Gloss Accent Colours: White/Blue/Red

The AEROJET fairway provides forgiveness and versatility for those that desire high launch with a touch of workability.



PWR-BRIDGE WEIGHTING

An innovative suspended bridge weight design enables unrestricted flexibility of the face and sole, and positions the CG low and forward to unleash faster ball speed.

PWRSHELL WITH H.O.T FACE

A forged PWRSHELL face insert maximizes flexibility for faster ball speed and higher launch. A H.O.T Face design uses artificial intelligence to create a variable thickness pattern that delivers more efficient speed and spin across the face.

CARBON FIBER CROWN

A carbon crown enables a lower CG for higher launch and added forgiveness.




ADJUSTABLE LOFT

An adjustable loft sleeve offers fine tuning of trajectory and spin. Each loft is adjustable up to +/- 1.5 from the printed loft on the head.



Free Arccos sensors with purchase

LOFT	LOFT & LIE SETTINGS								HEAD VOLUME	LENGTH	SHAFT OFFERING / FLEX / SWING WEIGHT	RH/LH
	-1.5°	-1°	-1°D	STD°	STD°D	+1°	+1°D	+1.5°				
3W	13.5° (58.00°)	14.0° (57.30°)	14.0°D (58.60°)	15.0° (56.70°)	15.0°D (59.30°)	16.0° (57.30°)	16.0°D (58.60°)	16.5° (58.00°)	168cc	43.00"	UST Helium Nanocore 5F2 (A - 52g); D0 MCA Kai'li Blue 60 (S - 66.5g, R - 64.5g); D2.5	RH/LH
5W	17.0° (58.75°)	17.5° (58.00°)	17.5°D (59.40°)	18.5° (57.50°)	18.5°D (60.10°)	19.5° (58.00°)	19.5°D (59.40°)	20.0° (58.75°)	159cc	42.50"	UST Helium Nanocore 5F2 (A - 52g); D0 MCA Kai'li Blue 60 (S - 66.5g, R - 64.5g); D2.5	RH/LH
7W	21.0° (59.50°)	21.5° (58.80°)	21.5°D (60.10°)	22.5° (58.20°)	22.5°D (60.80°)	23.5° (58.80°)	23.5°D (60.10°)	24.0° (59.50°)	158cc	42.00"	MCA Kai'li Blue 60 (S - 66.5g, R - 64.5g); D2.5 UST Helium Nanocore 5F2 (A - 52g); D0	RH/LH

GRIP	SHAFT	COLOURS
<ul style="list-style-type: none"> GRIP0195 - Lamkin Crossline (58R) - Black/Silver (48g) 	<ul style="list-style-type: none"> UST Helium Nanocore 5F2 (high launch / mid spin)  <ul style="list-style-type: none"> MCA Kai'li Blue 60 (mid launch / mid spin) 	<ul style="list-style-type: none"> Crown Colour: Raw Carbon Black Gloss Accent Colours: White/Blue/Red

The AEROJET MAX fairway delivers more forgiveness through a draw-biased design that promotes more slice correction.



PWR-BRIDGE WEIGHTING

An innovative suspended bridge weight design enables unrestricted flexibility of the face and sole, and positions the CG low and forward to unleash faster ball speed.

PWRSHELL WITH H.O.T FACE

A forged PWRSHELL face insert maximizes flexibility for faster ball speed and higher launch. A H.O.T Face design uses artificial intelligence to create a variable thickness pattern that delivers more efficient speed and spin across the face.

ADJUSTABLE WEIGHTING

Two adjustable weight settings in the back and heel allow for a neutral or draw-biased ball flight.

CARBON FIBER CROWN

A carbon crown enables a lower CG for higher launch and added forgiveness.




ADJUSTABLE LOFT

An adjustable loft sleeve offers fine tuning of trajectory and spin. Each loft is adjustable up to +/- 1.5 from the printed loft on the head.



Free Arccos sensors with purchase

LOFT	LOFT & LIE SETTINGS								HEAD VOLUME	LENGTH	SHAFT OFFERING / FLEX / SWING WEIGHT	RH/LH
	-1.5°	-1°	-1°D	STD°	STD°D	+1°	+1°D	+1.5°				
3W	14.0° (59.00°)	13.5° (58.30°)	13.5°D (59.60°)	15.5° (57.70°)	15.5°D (60.30°)	16.5° (58.30°)	16.5°D (59.60°)	17.0° (59.00°)	169cc	43.00"	UST Helium Nanocore 5F2 (A - 52g): C9 UST Helium Nanocore 5F3 (R - 55g): C9 MCA Kai'li Blue 60 (S - 66.5g): D2	RH/LH
5W	17.0° (59.75°)	17.5° (59.00°)	17.5°D (60.40°)	18.5° (58.50°)	18.5°D (61.10°)	19.5° (59.00°)	19.5°D (60.40°)	20.0° (59.75°)	155cc	42.50"	UST Helium Nanocore 5F2 (A - 52g): C9 UST Helium Nanocore 5F3 (R - 55g): C9 MCA Kai'li Blue 60 (S - 66.5g): D2	RH/LH
7W	21.0° (60.50°)	21.5° (59.80°)	21.5°D (61.10°)	22.5° (59.20°)	22.5°D (61.80°)	23.5° (59.80°)	23.5°D (61.10°)	24.0° (60.50°)	151cc	42.00"	UST Helium Nanocore 5F2 (A - 52g): C9 UST Helium Nanocore 5F3 (R - 55g): C9	RH/LH

GRIP	SHAFT	COLOURS
<ul style="list-style-type: none"> GRIP0195 - Lamkin Crossline (58R) - Black/Silver (48g) 	<ul style="list-style-type: none"> UST Helium Nanocore 5F2, 5F3 (high launch / mid spin)  <ul style="list-style-type: none"> MCA Kai'li Blue 60 (mid launch / mid spin) 	<ul style="list-style-type: none"> Crown Colour: Raw Carbon Black Gloss Accent Colours: White/Blue/Red

The AEROJET MAX Women's fairway delivers more forgiveness through a draw-biased design that promotes more slice correction.



PWR-BRIDGE WEIGHTING

An innovative suspended bridge weight design enables unrestricted flexibility of the face and sole, and positions the CG low and forward to unleash faster ball speed.

PWRSHELL WITH H.O.T FACE

A forged PWRSHELL face insert maximizes flexibility for faster ball speed and higher launch. A H.O.T Face design uses artificial intelligence to create a variable thickness pattern that delivers more efficient speed and spin across the face.

ADJUSTABLE WEIGHTING

Two adjustable weight settings in the back and heel allow for a neutral or draw-biased ball flight.

CARBON FIBER CROWN

A carbon crown enables a lower CG for higher launch and added forgiveness.

ADJUSTABLE LOFT

An adjustable loft sleeve offers fine tuning of trajectory and spin. Each loft is adjustable up to +/- 1.5 from the printed loft on the head.



Free Arccos sensors with purchase

LOFT	LOFT & LIE SETTINGS								HEAD VOLUME	LENGTH	SHAFT OFFERING / FLEX / SWING WEIGHT	RH/LH
	-1.5°	-1°	-1°D	STD°	STD°D	+1°	+1°D	+1.5°				
3W	17.0° (59.75°)	17.5° (59.00°)	17.5°D (60.40°)	18.5° (58.50°)	18.5°D (61.10°)	19.5° (59.00°)	19.5°D (60.40°)	20.0° (59.75°)	164cc	41.75"	UST Helium Nanocore 4F1 (L - 43g): C4	RH/*LH
5W	21.0° (60.50°)	21.5° (59.80°)	21.5°D (61.10°)	22.5° (59.20°)	22.5°D (61.80°)	23.5° (59.80°)	23.5°D (61.10°)	24.0° (60.50°)	151cc	41.25"	UST Helium Nanocore 4F1 (L - 43g): C4	RH/LH
7W	24.0° (61.25°)	24.5° (60.55°)	24.5°D (61.90°)	25.5° (59.90°)	25.5°D (62.60°)	26.5° (60.55°)	26.5°D (61.90°)	27.0° (61.25°)	150cc	40.75"	UST Helium Nanocore 4F1 (L - 43g): C4	RH/*LH

*LH custom only

GRIP	SHAFT	COLOURS
<ul style="list-style-type: none">GRIP0197 - Lamkin Crossline Undersize (60R) - Black/Silver (45g)	<ul style="list-style-type: none">UST Helium Nanocore 4F1 (high launch / high spin)	<ul style="list-style-type: none">Crown Colour: Raw Carbon Black GlossAccent Colours: Silver/Ice Blue

The AEROJET hybrid is a versatile hybrid that blends distance with high launch to provide more forgiveness on longer approach shots.



PWR-BRIDGE WEIGHTING

An innovative suspended bridge weight design enables unrestricted flexibility of the face and sole, and positions the CG low and forward to unleash faster ball speed.

PWRSHELL FACE DESIGN

A forged PWRSHELL face insert delivers more flexibility across a larger area of the face for faster ball speed and higher launch.

H.O.T FACE TECHNOLOGY



A H.O.T Face design uses artificial intelligence to create a variable thickness pattern that delivers more efficient speed and spin across the face.



Free Arccos sensors with purchase

CLUB	LOFT	HEAD VOLUME	LIE ANGLE	LENGTH	SHAFT OFFERING / FLEX / SWING WEIGHT	RH/LH
2H	17.0°	126cc	57.50°	41.50"	KBS PGI 85 (S - 80g; D1), PGI 75 (R - 70g; D0)	RH/*LH
3H	19.0°	126cc	58.00°	40.75"	KBS PGI 85 (S - 80g; D1), PGI 75 (R - 70g; D0), PGI 65 (A - 60g; C9)	RH/LH
4H	21.0°	126cc	58.50°	40.00"	KBS PGI 85 (S - 80g; D1), PGI 75 (R - 70g; D0), PGI 65 (A - 60g; C9)	RH/LH
5H	24.0°	125cc	59.00°	39.25"	KBS PGI 85 (S - 80g; D1), PGI 75 (R - 70g; D0), PGI 65 (A - 60g; C9)	RH/*LH
6H	28.0°	125cc	59.50°	38.50"	KBS, PGI 75 (R - 70g; D0), PGI 65 (A - 60g; C9)	RH

*LH custom only (2H/5H)

GRIP	SHAFT	COLOURS
<ul style="list-style-type: none"> GRIP0195 - Lamkin Crossline (58R) - Black/Silver (48g) 	<ul style="list-style-type: none"> KBS PGI 85, 75, 65 	<ul style="list-style-type: none"> Crown Colour: Gloss Black Accent Colours: White/Blue/Red

The AEROJET ONE Length hybrid is built to a shorter, 7-iron length for enhanced consistency and accuracy.



ONE LENGTH CONFIGURATION
ONE Length delivers improved consistency and accuracy by encouraging one repeatable setup, ball position.

PWR-BRIDGE WEIGHTING
An innovative suspended bridge weight design enables unrestricted flexibility of the face and sole, and positions the CG low and forward to unleash faster ball speed.

PWRSHELL FACE DESIGN
A forged PWRSHELL face insert delivers more flexibility across a larger area of the face for faster ball speed and higher launch.



H.O.T FACE TECHNOLOGY
A H.O.T Face design uses artificial intelligence to create a variable thickness pattern that delivers more efficient speed and spin across the face.



Free Arccos sensors with purchase

CLUB	LOFT	HEAD VOLUME	LIE ANGLE	LENGTH	SHAFT OFFERING / FLEX / SWING WEIGHT	RH/LH
3H	19.0°	126cc	63.00°	37.25"	KBS PGI 75 (R - 75g; C8)	RH/**LH
4H	21.0°	126cc	62.50°	37.25"	KBS PGI 75 (R - 75g; C8)	RH/**LH
5H	24.0°	125cc	62.00°	37.25"	KBS PGI 75 (R - 70g; C8)	RH/**LH

*LH custom only

GRIP	SHAFT	COLOURS
<ul style="list-style-type: none">GRIP0196 - Lamkin Crossline (58R) - Black/Silver (48g) 	<ul style="list-style-type: none">KBS PGI 75 	<ul style="list-style-type: none">Crown Colour: Satin BlackAccent Colours: White/Blue/Red

The AEROJET Women's hybrid is a versatile hybrid that blends distance with high launch to provide more forgiveness on longer approach shots.



- PWR-BRIDGE WEIGHTING**

An innovative suspended bridge weight design enables unrestricted flexibility of the face and sole, and positions the CG low and forward to unleash faster ball speed.
- PWRSHELL FACE DESIGN**

A forged PWRSHELL face insert delivers more flexibility across a larger area of the face for faster ball speed and higher launch.
- H.O.T FACE TECHNOLOGY**

A H.O.T Face design uses artificial intelligence to create a variable thickness pattern that delivers more efficient speed and spin across the face.



Free Arccos sensors with purchase

CLUB	LOFT	HEAD VOLUME	LIE ANGLE	LENGTH	SHAFT OFFERING / FLEX / SWING WEIGHT	RH/*LH
4H	21.0°	126cc	58.50°	39.00"	KBS PGI 55 (Ladies flex - 50g): C3.5	RH/*LH
5H	24.0°	125cc	59.00°	38.25"	KBS PGI 55 (Ladies flex - 50g): C3.5	RH/*LH
6H	28.0°	125cc	59.50°	37.50"	KBS PGI 55 (Ladies flex - 50g): C3.5	RH/*LH
7H	31.0°	124cc	60.00°	36.75"	KBS PGI 55 (Ladies flex - 50g): C3.5	RH/*LH

*LH custom only

GRIP	SHAFT	COLOURS
<div><ul style="list-style-type: none">GRIP0197 - Lamkin Crossline Undersize (60R) - Black/Silver (45g)</div>	<div><ul style="list-style-type: none">KBS PGI 55</div>	<div><ul style="list-style-type: none">Crown Colour: Gloss BlackAccent Colours: Silver/Ice Blue</div>



AEROJET™

IRON TECHNOLOGY

The AEROJET irons are more advanced on every level. A sleek and sophisticated silhouette combines with premium technologies to elevate your game.



► PWR-BRIDGE WEIGHTING

An innovative floating weight design enables 30% more face flexion to deliver untethered distance. The weight is suspended in a soft polymer filler to tune acoustics and feel.



► PWRSHELL FACE DESIGN

A forged PWRSHELL face insert delivers more flexibility across a larger area of the face for faster ball speed and higher launch.



► H.O.T FACE TECHNOLOGY

A H.O.T Face design uses artificial intelligence to create a variable thickness pattern that delivers more efficient speed and spin across the face so every shot flies a maximum distance.

The AEROJET irons are more advanced on every level. A sleek and sophisticated silhouette combines with premium technologies to elevate your game.



PWR-BRIDGE WEIGHTING

An innovative floating weight design enables 30% more face flexion to deliver untethered distance. The weight is suspended in a soft polymer filler to tune acoustics and feel.

PWRSHELL FACE DESIGN

A forged PWRSHELL face insert delivers more flexibility across a larger area of the face for faster ball speed and higher launch.




H.O.T FACE TECHNOLOGY

H.O.T Face Technology uses artificial intelligence to design a variable thickness pattern that delivers more efficient speed and spin across the face.



Free Arccos sensors with purchase

CLUB	LOFT	LIE ANGLE	OFFSET (MM)	LENGTH	GRAPHITE SW S/R/A	STEEL SW	GRAPHITE SHAFT FLEX	STEEL SHAFT FLEX	RH/LH
4	18.5°	62.00°	5.4	39.25"	D1 / D0.5 / C9.5	D1	S, R, A	S, R	RH/LH
5	20.5°	62.50°	4.6	38.50"	D1 / D0.5 / C9.5	D1	S, R, A	S, R	RH/LH
6	23.5°	63.00°	3.9	37.75"	D1 / D0.5 / C9.5	D1	S, R, A	S, R	RH/LH
7	26.5°	63.50°	3.2	37.25"	D1 / D0.5 / C9.5	D1	S, R, A	S, R	RH/LH
8	31.0°	64.00°	2.6	36.75"	D1 / D0.5 / C9.5	D1	S, R, A	S, R	RH/LH
9	36.0°	64.50°	2.0	36.25"	D1 / D0.5 / C9.5	D1	S, R, A	S, R	RH/LH
PW	41.5°	65.00°	1.5	36.00"	D2 / D1.5 / D0.5	D1.5	S, R, A	S, R	RH/LH
GW	47.5°	65.00°	1.0	35.75"	D2 / D1.5 / D0.5	D2	S, R, A	S, R	RH/LH
SW	54.0°	65.00°	1.0	35.50"	D2 / D1.5 / D0.5	D2	S, R, A	S, R	RH/LH

STOCK SET COMPOSITION	GRIP	SHAFT	COLOURS
Combo Sets (Steel): 5H, 6-PW, GW (RH/LH; S & R flex) Combo Sets (Graphite): 5H, 6-PW, GW (RH/LH; R & A flex) Iron Sets (Steel): 5-GW (RH/LH; S & R flex) Iron Sets (Graphite): 5-GW (RH/LH; R flex) 5-GW (RH; A flex)	<ul style="list-style-type: none"> GRIP0195 - Lamkin Crossline (58R) - Black/Silver (48g) 	<ul style="list-style-type: none"> Graphite: KBS PGI 85 (80g) - Stiff, KBS PGI 75 (71g) - Reg, KBS PGI 65 (61g) - Lite Steel: KBS Tour Lite (105g - S, R) *Graphite stiff iron sets available through custom only.  	<ul style="list-style-type: none"> Chrome/Red/Blue

The AEROJET ONE Length irons are designed at a 7-iron length through the set for enhanced consistency and accuracy from club to club.



ONE LENGTH CONFIGURATION

ONE Length delivers improved consistency and accuracy by encouraging one repeatable setup, ball position, and swing for every iron.

PWR-BRIDGE WEIGHTING

An innovative floating weight design enables 30% more face flexion to deliver untethered distance. The weight is suspended in a soft polymer filler to tune acoustics and feel.

PWRSHELL FACE DESIGN

A forged PWRSHELL face insert delivers more flexibility across a larger area of the face for faster ball speed and higher launch.




H.O.T FACE TECHNOLOGY

H.O.T Face Technology uses artificial intelligence to design a variable thickness pattern that delivers more efficient speed and spin across the face.



Free Arccos sensors with purchase

CLUB	LOFT	LIE ANGLE	OFFSET (MM)	LENGTH	GRAPHITE SW S/R/A	STEEL SW	GRAPHITE SHAFT FLEX	STEEL SHAFT FLEX	RH/LH
4	19.0°	65.00°	6.0	37.25"	D1 / D0.5 / C9.5	D1	S, R, A	S, R	RH/LH
5	21.5°	64.50°	5.1	37.25"	D1 / D0.5 / C9.5	D1	S, R, A	S, R	RH/LH
6	24.0°	64.00°	4.2	37.25"	D1 / D0.5 / C9.5	D1	S, R, A	S, R	RH/LH
7	26.5°	63.50°	3.2	37.25"	D1 / D0.5 / C9.5	D1	S, R, A	S, R	RH/LH
8	31.0°	63.00°	2.6	37.25"	D1 / D0.5 / C9.5	D1	S, R, A	S, R	RH/LH
9	36.0°	62.50°	2.0	37.25"	D1 / D0.5 / C9.5	D1	S, R, A	S, R	RH/LH
PW	41.5°	62.00°	1.5	37.25"	D1 / D0.5 / C9.5	D1	S, R, A	S, R	RH/LH
GW	47.5°	61.50°	1.0	37.25"	D1 / D0.5 / C9.5	D1	S, R, A	S, R	RH/LH
SW	54.0°	61.50°	0.5	37.25"	D1 / D0.5 / C9.5	D1	S, R, A	S, R	RH/LH

STOCK SET COMPOSITION	GRIP	SHAFT	COLOURS
<p>Combo Sets (Graphite): 5H, 6-PW, GW (RH; R & A flex)</p> <p>Iron Sets (Graphite): 5-GW (RH; S, R, A flex)</p> <p>Iron Sets (Steel): 5-GW (RH/LH; S, R)</p>	<p>• GRIP0196 - Lamkin Crossline (58R) - Black/Silver (48g)</p> 	<p>• Graphite: KBS PGI 85 (80g) - Stiff, KBS PGI 75 (71g) - Reg, KBS PGI 65 (61g) - Lite</p>  <p>• Steel: KBS Tour Lite (105g - S, R)</p>  <p>*Graphite iron sets available through custom only.</p>	<p>• Chrome/Red/Blue</p>

The AEROJET irons are more advanced on every level. A sleek and sophisticated silhouette combines with premium technologies to elevate your game. A lighter, women's specific model features a unique colorway and a lighter, women's flex shaft.



- PWR-BRIDGE WEIGHTING**
An innovative floating weight design enables 30% more face flexion to deliver untethered distance. The weight is suspended in a soft polymer filler to tune acoustics and feel.
- PWRSHELL FACE DESIGN**
A forged PWRSHELL face insert delivers more flexibility across a larger area of the face for faster ball speed and higher launch.
- H.O.T FACE TECHNOLOGY**
H.O.T Face Technology uses artificial intelligence to design a variable thickness pattern that delivers more efficient speed and spin across the face.



Free Arccos sensors with purchase

CLUB	LOFT	LIE ANGLE	OFFSET (MM)	LENGTH	GRAPHITE SWING WEIGHT	GRAPHITE SHAFT FLEX	RH/LH
5	20.5°	62.50°	4.6	37.50"	C3.5	Ladies	RH/LH
6	23.5°	63.00°	3.9	36.75"	C3.5	Ladies	RH/LH
7	26.5°	63.50°	3.2	36.25"	C3.5	Ladies	RH/LH
8	31.0°	64.00°	2.6	35.75"	C3.5	Ladies	RH/LH
9	36.0°	64.50°	2.0	35.25"	C3.5	Ladies	RH/LH
PW	41.5°	65.00°	1.5	35.00"	C4.5	Ladies	RH/LH
GW	47.5°	65.00°	1.0	34.75"	C4.5	Ladies	RH/LH
SW	54.0°	65.00°	1.0	34.50"	C4.5	Ladies	RH/LH

STOCK SET COMPOSITION	GRIP	SHAFT	COLOURS
Combo Sets (Graphite): 5H, 6H, 7-PW, SW (RH/LH)	<ul style="list-style-type: none">GRIP0197 - Lamkin Crossline Undersize (60R) - Black/Silver (44g)	<ul style="list-style-type: none">KBS PGI 55 (51g) - L	<ul style="list-style-type: none">Chrome / Ice Blue

KING[®] IRONS





The new KING Tour irons feature a 5-step forged construction, a compact tour cavity back shape, and a TPU insert to deliver soft feel with excellent feedback that skilled players demand.



ELEGANT SHAPING

A compact address profile inspires precision and workability with a touch of forgiveness provided by the cavity back design.

5-STEP FORGED

Crafted and 5-step forged from 1025 carbon steel for exceptional feel and compact shaping.

TPU INSERT FOR ENHANCED FEEL

A TPU insert behind the sweet spot creates a satisfying soft feel.

ALUMINUM MEDALLION

An aluminum medallion enables better weight distribution for added forgiveness when you need it.



Free Arccos sensors with purchase

CLUB	LOFT	LIE ANGLE	OFFSET (MM)	LENGTH	STEEL SWING WEIGHT	STEEL SHAFT FLEX	RH/LH
3	19.0°	60.00°	3.8	39.25"	D2	S, *R	RH/LH
4	22.0°	60.50°	3.4	38.75"	D2	S, *R	RH/LH
5	25.0°	61.00°	3.1	38.25"	D2	S, *R	RH/LH
6	28.0°	61.50°	2.9	37.75"	D2	S, *R	RH/LH
7	32.0°	62.00°	2.5	37.25"	D2	S, *R	RH/LH
8	36.0°	62.50°	2.3	36.75"	D2	S, *R	RH/LH
9	40.0°	63.00°	2.1	36.25"	D2	S, *R	RH/LH
PW	44.0°	63.50°	1.9	36.00"	D3	S, *R	RH/LH
GW	48.0°	63.50°	1.9	35.75"	D3	S, *R	RH/LH

STOCK SET COMPOSITION	GRIP	SHAFT	COLOURS
4-PW, Steel Stiff	<ul style="list-style-type: none">GRIP0195 - Lamkin Crossline (58R) - Black/Silver (48g) 	<ul style="list-style-type: none">KBS S-TAPER (120g) 	<ul style="list-style-type: none">Chrome

The new KING CB/MB irons were crafted for the blade aficionados, the traditionalists, and those that aspire for nothing but the best ball-striking experience possible.



5-STEP FORGED
Crafted and 5-step forged from 1025 carbon steel for exceptional feel and compact shaping.

TOUR INSPIRED SHAPING
Using Tour feedback, the design has been refined to deliver sleek muscle back and cavity back shapes that inspires precision and workability.

FLOW SET
Available in a combo set that flows from a more forgiving muscle cavity back in the 4-6 iron, to a more workable muscle back in the 7 through pitching wedge. Full sets of MB and CB available in custom.

CLUB	LOFT	LIE ANGLE	OFFSET MB/CB (MM)	LENGTH	STEEL SWING WEIGHT	STEEL SHAFT FLEX	RH/LH
3	21.0°	60.00°	2.5	39.25"	D2	*X, S, *R	RH/LH
4	24.0°	60.50°	2.3	38.75"	D2	*X, S, *R	RH/LH
5	27.0°	61.00°	2.0	38.25"	D2	*X, S, *R	RH/LH
6	30.0°	61.50°	1.8	37.75"	D2	*X, S, *R	RH/LH
7	34.0°	62.00°	1.5	37.25"	D2	*X, S, *R	RH/LH
8	38.0°	62.50°	1.3	36.75"	D2	*X, S, *R	RH/LH
9	42.0°	63.00°	1.3	36.25"	D2	*X, S, *R	RH/LH
PW	46.0°	63.50°	1.3	36.00"	D3	*X, S, *R	RH/LH
GW	50.0°	63.50°	1.3	35.75"	D3	*X, S, *R	RH/LH

*X and R Flex custom only

STOCK SET COMPOSITION	GRIP	SHAFT	COLOURS
4-PW Flow Set (4-6 iron CB, 7-PW MB), Steel Stiff	<ul style="list-style-type: none">GRIP0195 - Lamkin Crossline (58R) - Black/Silver (48g)	<ul style="list-style-type: none">KBS \$-Taper (120g)	<ul style="list-style-type: none">Chrome

Each Forged Tec iron is crafted using 1025 carbon steel and forged five times to deliver a player-preferred soft feel and a compact shape.



REFINED SHAPING
Experience unrivaled ball-striking through a sleeker and refined shape featuring a thinner topline and reduced offset that inspires precision and playability.

ENHANCED FEEL THROUGH FORGING & FOAM TECH
Each iron is crafted from 1025 carbon steel and precision-forged five times to deliver soft, player-preferred feel. A hollow body design is filled with a lightweight foam that enhances feel and feedback.

FORGIVING HOLLOW BODY DESIGN
Dynamic distance is unleashed using a hollow body, thinner PWRSHELL Face, and 20g of tungsten for added stability.



Free Arccos sensors with purchase

CLUB	LOFT	LIE ANGLE	OFFSET (MM)	LENGTH	STEEL SWING WEIGHT	STEEL SHAFT FLEX	RH/LH
3	19.0°	60.50°	3.9	39.25"	D2	S, *R	RH/LH
4	21.0°	61.00°	3.6	38.75"	D2	S, *R	RH/LH
5	23.0°	61.50°	3.3	38.25"	D2	S, *R	RH/LH
6	26.0°	62.00°	3.0	37.75"	D2	S, *R	RH/LH
7	29.5°	62.50°	2.7	37.25"	D2	S, *R	RH/LH
8	34.0°	63.00°	2.4	36.75"	D2	S, *R	RH/LH
9	39.0°	63.50°	2.1	36.25"	D2	S, *R	RH/LH
PW	44.0°	64.00°	1.8	36.00"	D3	S, *R	RH/LH
GW	49.0°	64.00°	1.5	35.75"	D3	S, *R	RH/LH

*LH Steel Reg custom only

STOCK SET COMPOSITION	GRIP	SHAFT	COLOURS
4-PW, Steel Stiff & Reg, RH/LH	<ul style="list-style-type: none">GRIP0195 - Lamkin Crossline (58R) - Black/Silver (48g) 	<ul style="list-style-type: none">STEEL: KBS \$-Taper Lite (110g)*Graphite sold as custom only 	<ul style="list-style-type: none">Chrome

Exhilarating distance and forgiveness in the Forged Tec X irons is achieved through 65g of tungsten, and a hollow body design, giving you the keys to become the player you've always wanted to be.



PLAYERS LOOKS WITH FORGIVENESS

The Forged Tec X irons occupy a unique category of their own, offering unrivaled forgiveness with players' looks. Sleek shaping meets soft, forged-like feel, and 65g of tungsten for extreme stability.

FOAM INSERT FOR ENHANCED FEEL

A hollow body is filled with lightweight foam to create a softer, forged-like feel on every swing.

FORGIVING HOLLOW BODY DESIGN




Distance and forgiveness come to life using a hollow body construction, a thin forged PWRSHELL face, and 65g of tungsten.



Free Arccos sensors with purchase

CLUB	LOFT	LIE ANGLE	OFFSET (MM)	LENGTH	GRAPHITE SHAFT FLEX	GRAPHITE SWING WEIGHT	STEEL SHAFT FLEX	STEEL SWING WEIGHT	RH/LH
4	19.0°	62.00°	4.2	38.75"	*S, R	*D1 (S), D0 (R)	S, R	D0	RH/LH
5	21.0°	62.50°	3.8	38.25"	*S, R	*D1 (S), D0 (R)	S, R	D0	RH/LH
6	24.0°	63.00°	3.4	37.75"	*S, R	*D1 (S), D0 (R)	S, R	D0	RH/LH
7	27.0°	63.50°	3.0	37.25"	*S, R	*D1 (S), D0 (R)	S, R	D0	RH/LH
8	31.5°	64.00°	2.6	36.75"	*S, R	*D1 (S), D0 (R)	S, R	D0	RH/LH
9	36.5°	64.50°	2.2	36.25"	*S, R	*D1 (S), D0 (R)	S, R	D0	RH/LH
PW	42.0°	65.00°	1.8	36.00"	*S, R	*D2 (S), D1 (R)	S, R	D1	RH/LH
GW	48.0°	65.00°	1.5	35.75"	*S, R	*D2 (S), D1 (R)	S, R	D1	RH/LH

*Graphite Stiff available through custom only

STOCK SET COMPOSITION	GRIP	SHAFT	COLOURS
Steel: 5-GW, S, R, (RH/LH) Graphite: 5-GW, Reg, RH	<ul style="list-style-type: none"> GRIP0195 - Lamkin Crossline (58R) - Black/Silver (48g) 	<ul style="list-style-type: none"> STEEL: KBS Tour Lite (100g) Graphite: KBS TGI 75 (R) (70g)  	<ul style="list-style-type: none"> Chrome

The Forged TEC ONE Length irons deliver enhanced consistency and accuracy for better players.



Free Arccos sensors with purchase



- ONE LENGTH CONFIGURATION**

ONE Length delivers improved consistency and accuracy by encouraging one repeatable setup, ball position, and swing for every iron.
- REFINED SHAPING**

Experience unrivaled ball-striking through a sleeker and refined shape featuring a thinner topline and reduced offset that inspires precision and playability.
- ENHANCED FEEL THROUGH FORGING & FOAM TECH**

Each iron is crafted from 1025 carbon steel and precision-forged five times to deliver soft, player-preferred feel. A hollow body design is filled with a lightweight foam that enhances feel and feedback.
- FORGIVING HOLLOW BODY DESIGN**

Dynamic distance is unleashed using a hollow body, thinner PWRSHELL Face, and 20g of tungsten for added stability.

CLUB	LOFT	LIE ANGLE	OFFSET (MM)	LENGTH	STEEL SWING WEIGHT	STEEL SHAFT FLEX	RH/LH
4	21.0°	64.00°	4.2	37.25"	D2	S, *R	RH/LH
5	23.0°	63.50°	3.6	37.25"	D2	S, *R	RH/LH
6	26.0°	63.00°	3.1	37.25"	D2	S, *R	RH/LH
7	29.5°	62.50°	2.7	37.25"	D2	S, *R	RH/LH
8	34.0°	62.00°	2.4	37.25"	D2	S, *R	RH/LH
9	39.0°	61.50°	2.1	37.25"	D2	S, *R	RH/LH
PW	44.0°	61.00°	1.8	37.25"	D3	S, *R	RH/LH
GW	49.0°	61.00°	1.5	37.25"	D3	S, *R	RH/LH

*Steel Reg custom only

STOCK SET COMPOSITION	GRIP	SHAFT	COLOURS
5-GW, Steel Stiff, RH/LH	<div><ul style="list-style-type: none">GRIP0196 - Lamkin Crossline (58R) - Black/Silver (48g)</div>	<div><ul style="list-style-type: none">STEEL: KBS \$-Taper Lite 4-9i (S - 115g, R - 110g), KBS Tour 120 PW-GW (S - 130g)*Graphite sold as custom only</div>	<ul style="list-style-type: none">Chrome

The highly versatile KING TEC Utility irons are designed for skilled players that desire ultimate precision with a touch of forgiveness.



HOLLOW CONSTRUCTION

A hollow body is filled with a softer and lighter foam for added distance and improved feel.

TUNGSTEN WEIGHTING

A 61g tungsten weight keeps CG low to reduce spin for longer total distance.

FORGED PWRSHELL FACE

A forged PWRSHELL Face offers more flexibility than a traditional face insert, creating elastic rebound for faster ball speed and higher launch.

H.O.T FACE TECHNOLOGY



H.O.T Face Technology uses artificial intelligence to design a variable thickness pattern that delivers more efficient speed and spin across the face.



Free Arccos sensors with purchase

CLUB	LOFT	LIE ANGLE	OFFSET (MM)	GRAPHITE LENGTH	GRAPHITE SWING WEIGHT	STEEL LENGTH	STEEL SWING WEIGHT	GRAPHITE SHAFT FLEX	STEEL SHAFT FLEX	RH/LH
2U	17.0°	59.75°	3.2	40.00"	D1	39.75"	D2	S, *R custom only	S, *R custom only	RH
3U	19.0°	60.25°	3.2	39.50"	D1	39.25"	D2	S, R	S, R	RH/LH
4U	22.0°	60.75°	3.3	39.00"	D1	38.75"	D2	S, R	S, R	RH/LH
5U	25.0°	61.25°	3.3	38.50"	D1	38.25"	D2	*S & R custom only	*S & R custom only	RH/LH

*Custom only

GRIP	SHAFT	COLOURS
<ul style="list-style-type: none"> GRIP0195 - Lamkin Crossline (58R) - Black/Silver (48g) 	<ul style="list-style-type: none"> Graphite: MCA MMT 80 (S, R) - 85g Steel: KBS \$-Taper Lite (S, R - 110g)  	<ul style="list-style-type: none"> Satin Chrome

The new 2023 KING TEC Hybrid features a refined shape, H.O.T Face Technology, and adjustable weighting and loft to deliver ultimate versatility in a better player hybrid.



H.O.T FACE TECHNOLOGY

A H.O.T Face design uses artificial intelligence to create a variable thickness pattern that delivers more efficient speed and spin across the face.

PWRSHELL FACE DESIGN

A forged PWRSHELL face insert delivers more flexibility across a larger area of the face for faster ball speed and higher launch.

LIGHTWEIGHT CARBON CROWN

A carbon crown allows more discretionary weight to be positioned within the clubhead to enhance speed and forgiveness.

ADJUSTABLE WEIGHTING SYSTEM

Two 12g heavy weights can be positioned in the toe, heel and front to fine tune trajectory and spin performance. Heavier 14g and lighter 10g weights are available in custom to allow for +4g and -4g in weight adjustment.



Free Arccos sensors with purchase

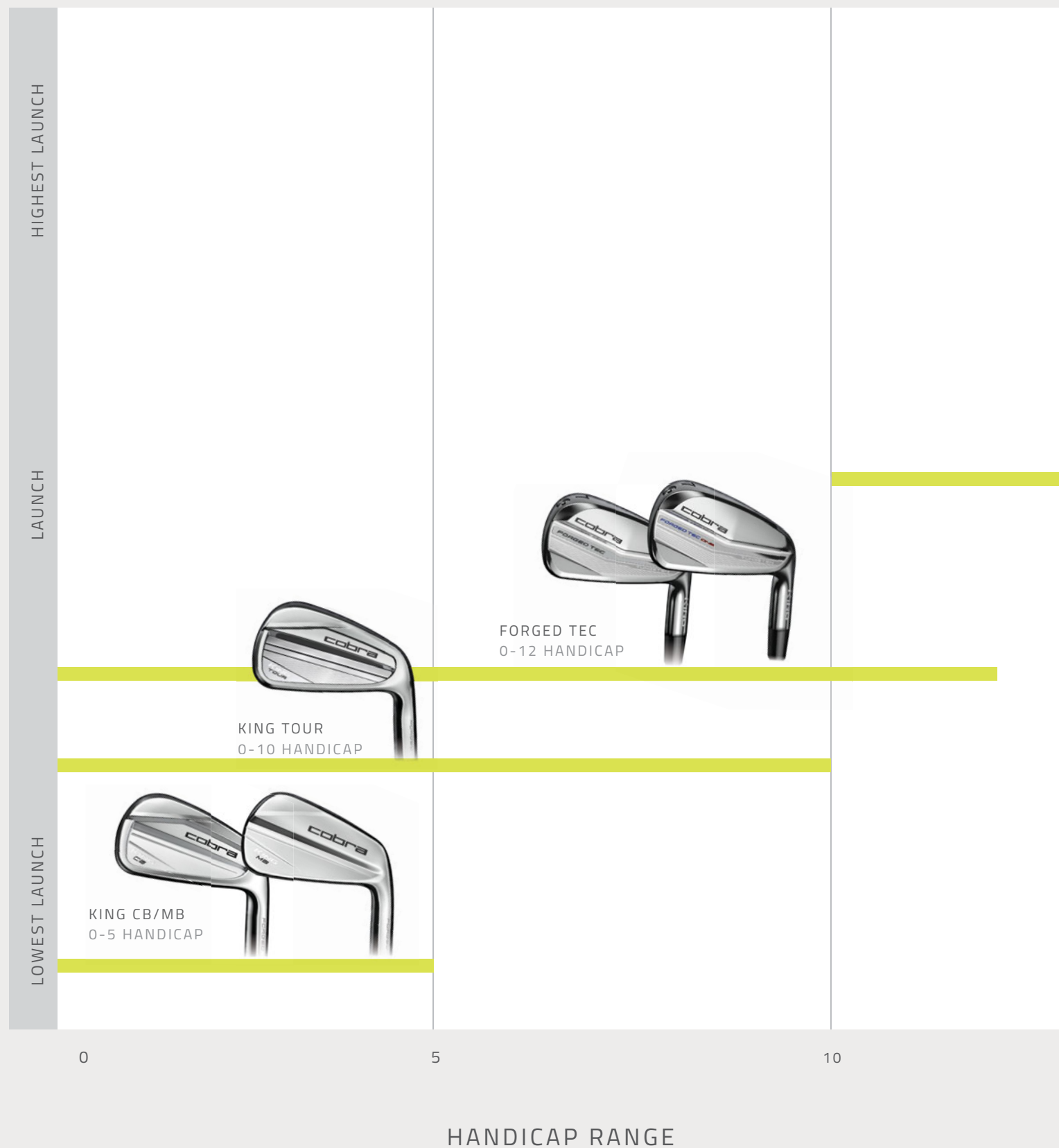
CLUB	LOFT & LIE SETTINGS								HEAD VOLUME	LENGTH	SHAFT OFFERING / FLEX / SWING WEIGHT	RH/LH
	-1.5°	-1°	-1°D	STD°	STD°D	+1°	+1°D	+1.5°				
2H	15.5° (58.50°)	16.0° (57.80°)	16.0°D (59.20°)	17.0° (57.20°)	17.0°D (59.80°)	18.0° (57.80°)	18.0°D (59.20°)	18.5° (58.50°)	122cc	41.25"	MCA MMT 80 (S - 85g): D0.5	RH
3H	17.5° (59.00°)	18.0° (58.30°)	18.0°D (59.70°)	19.0° (57.70°)	19.0°D (60.30°)	20.0° (58.30°)	20.0°D (59.70°)	20.5° (59.00°)	122cc	40.50"	MCA MMT 80 (X - 88.5g, S - 85g), MMT 70 (R - 73g): D0.5	RH/LH
4H	19.5° (59.50°)	20.0° (58.80°)	20.0°D (60.20°)	21.0° (58.20°)	21.0°D (60.80°)	22.0° (58.80°)	22.0°D (60.20°)	22.5° (59.50°)	122cc	39.75"	MCA MMT 80 (S - 85g), MMT 70 (R - 73g): D0.5	RH/LH
5H	22.5° (60.00°)	23.0° (59.30°)	23.0°D (60.70°)	24.0° (58.70°)	24.0°D (61.30°)	25.0° (59.30°)	25.0°D (60.70°)	25.5° (60.00°)	122cc	39.00"	MCA MMT 70 (R - 73g): D0.5	RH/*LH

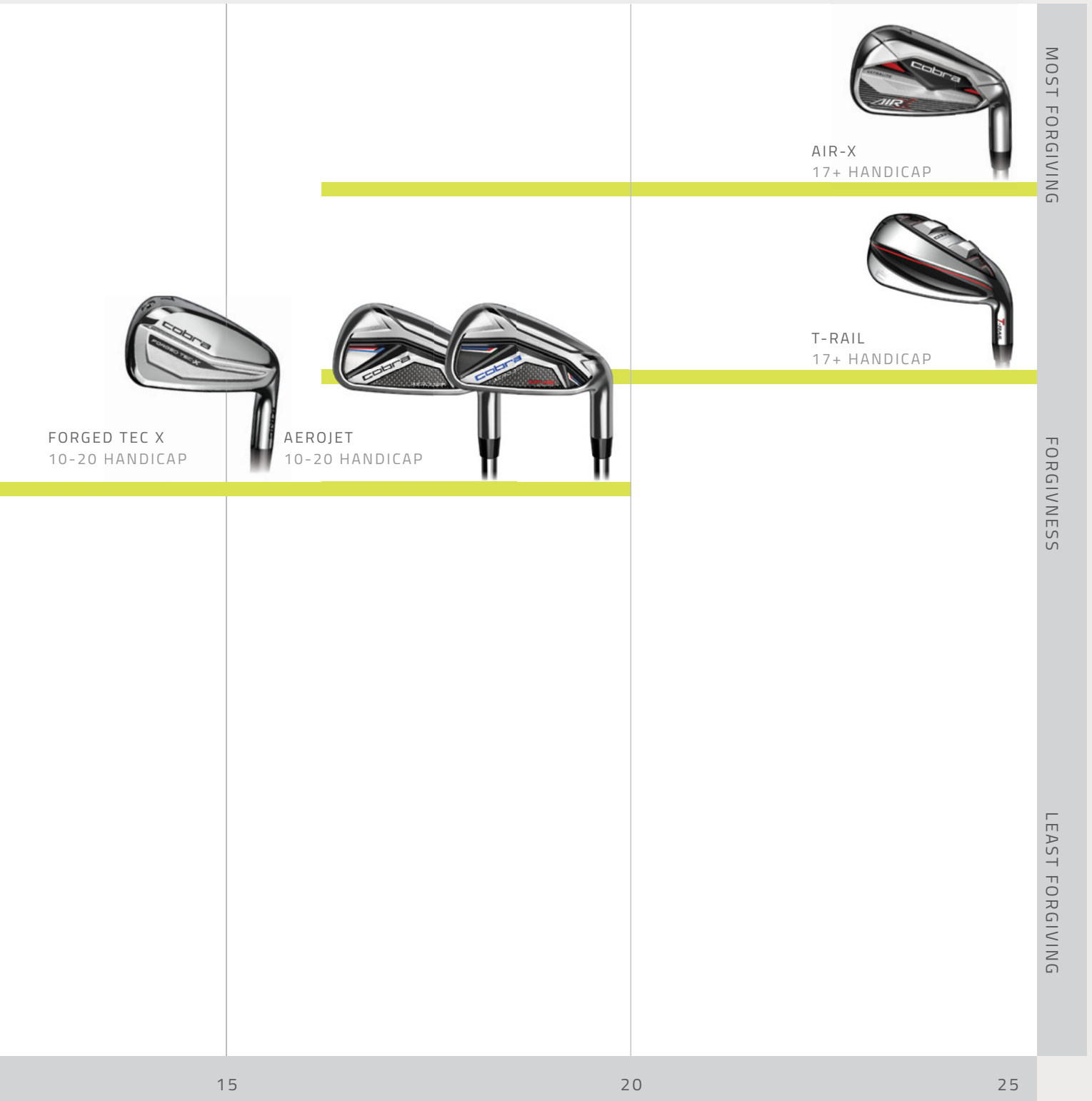
*LH custom only

GRIP	SHAFT	COLOURS
<ul style="list-style-type: none"> GRIP0195 - Lamkin Crossline (58R) - Black/Silver (48g) 	<ul style="list-style-type: none"> MCA MMT 80 (S - 85g), MMT 70 (R - 73g) 	<ul style="list-style-type: none"> Turbulence/Black


NOTES

IRON COMPARISON





HANDICAP RANGE



WEDGES







The KING COBRA Wedge with SNAKEBITE grooves features a throwback KING COBRA logo to pay homage to the history and evolution of the brand. The wedge features a new SNAKEBITE groove design that is engineered to maximize spin and produce more BITE around the greens.



*Traditional grooves on 48 to 54 degree wedges

*Full face grooves on 56, 58, and 60 only

SNAKEBITE GROOVE TECHNOLOGY

An ultra precise CNC milled groove uses sharper edges and a larger groove volume to deliver maximum spin.

FULL FACE GROOVES (56, 58, 60)

Full face grooves on the 56, 58, and 60 degree lofts provides maximum spin performance on shots with an open face.

3 GRINDS: VERSATILE, CLASSIC, WIDELOW

The "versatile" grind features toe, heel and trailing edge relief, the "classic" grind features a progressive sole width from heel to toe, and the "widelow" grind features a wide sole with reduced bounce.



PROGRESSIVE SPIN TECHNOLOGY

The stronger lofts (50-54) feature narrower, tighter grooves and the weaker lofts (56-60) feature wide, shallower grooves for consistent trajectories between lofts.



Free Arccos sensors with purchase

LOFT	BOUNCE	GRIND	LIE ANGLE	OFFSET	LENGTH	SWING WEIGHT	SHAFT FLEX	RH/LH
48.0°	8.0°	VERSATILE	64.00°	1.0	35.75"	D2	S	RH
50.0°	8.0°	VERSATILE	64.00°	1.0	35.75"	D2	S	RH
52.0°	8.0°	VERSATILE	64.00°	1.0	35.75"	D3	S	RH/LH
52.0°	12.0°	CLASSIC	64.00°	1.0	35.75"	D3	S	RH
54.0°	10.0°	VERSATILE	64.00°	1.0	35.5"	D4	S	RH
56.0°	7.0°	WIDELOW	64.00°	1.0	35.5"	D4	S	RH
56.0°	10.0°	VERSATILE	64.00°	1.0	35.5"	D4	S	RH/LH
56.0°	12.0°	CLASSIC	64.00°	1.0	35.5"	D4	S	RH
58.0°	6.0°	WIDELOW	64.00°	1.0	35.25"	D4	S	RH
58.0°	8.0°	VERSATILE	64.00°	1.0	35.25"	D4	S	RH
60.0°	4.0°	WIDELOW	64.00°	1.0	35.25"	D4	S	RH
60.0°	8.0°	VERSATILE	64.00°	1.0	35.25"	D4	S	RH/LH
60.0°	11.0°	CLASSIC	64.00°	1.0	35.25"	D4	S	RH

GRIP	SHAFT	COLOURS
<ul style="list-style-type: none">Lamkin Crossline STD (58R) - Black (50g) 	<ul style="list-style-type: none">Steel: KBS Hi-Rev 2.0 (125g)*Graphite available in custom only 	<ul style="list-style-type: none">Chrome & Black QPQ



KING COBRA ONE LENGTH™ WEDGE

The KING COBRA ONE Length specialty wedge is designed at 7 iron length to complement a ONE Length iron setup. A ONE Length configuration promotes a repeatable setup and swing for increased consistency and accuracy around the green.



SNAKEBITE GROOVE TECHNOLOGY

A new groove design utilizes a re-engineered cutting method that tightens groove tolerances to maximize the groove volume and sharpen the edges to deliver maximum spin to the ball.

FULL FACE GROOVES

Full face grooves on the 56, 58, and 60 degree loft provides maximum spin performance on shots with an open face.

VERSATILE GRIND

The "versatile" grind features toe, heel and trailing edge relief making it a great option for a variety of turf conditions and shot types.



PROGRESSIVE SPIN TECHNOLOGY

The stronger lofts (50-54) feature narrower, tighter grooves and the weaker lofts (56-60) feature wide, shallower grooves for consistent trajectories between lofts.



Free Arccos sensors with purchase

LOFT	BOUNCE	GRIND	LIE ANGLE	OFFSET	LENGTH (ARCCOS GRIP ADDS .25" IN CUSTOM)	SWING WEIGHT (CHROME/BLACK)	SHAFT FLEX	RH/LH
52.0°	8.0°	VERSATILE	62.50°	1.0	37.00"	D3.5/D1.5	S	RH/LH
56.0°	10.0°	VERSATILE	62.50°	1.0	37.00"	D3.5/D1.5	S	RH/LH
60.0°	8.0°	VERSATILE	62.50°	1.0	37.00"	D3.5/D1.5	S	RH/LH

GRIP	SHAFT	COLOURS
<ul style="list-style-type: none">Lamkin Crossline STD (58R) - Black (50g) 	<ul style="list-style-type: none">Steel: KBS Hi-Rev 2.0 (125g)*Graphite available in custom only 	<ul style="list-style-type: none">Chrome



SNAKEBITE-X WEDGE

The new SNAKEBITE-X wedge features a forgiving cavity back design, which enables you to step up your short game and play every specialty shot with more confidence.



Free Arccos sensors with purchase



SNAKEBITE GROOVE TECHNOLOGY

An ultra precise CNC milled groove uses sharper edges and a larger groove volume to deliver maximum spin.

HOLLOW DESIGN

An oversized hollow cavity back design provides extreme forgiveness and versatility.

TPU INSERT

A TPU insert behind the sweet spot provides a cushiony feel on every swing.

UPDATED FACE MILLING PATTERN

A new face milling pattern produces 50% more spin in wet conditions than the previous generation wedge.

TEARDROP GRIND


A new teardrop shaped grind provides forgiveness and versatility out of every type of turf and bunker.

FULL FACE GROOVES

Full face grooves in each loft provide consistent spin across the face.

LOFT	BOUNCE	GRIND	LIE ANGLE	OFFSET	LENGTH	SWING WEIGHT	*GRAPHITE FLEX	SHAFT FLEX	RH/LH
48.0°	10.0°	TEARDROP	65	1.0	35.75"	D2	R, A	S	RH/LH
52.0°	10.0°	TEARDROP	65	1.0	35.75"	D3	R, A, L	S	RH/LH
56.0°	14.0°	TEARDROP	65	1.0	35.50"	D4	R, A, L	S	RH/LH
60.0°	12.0°	TEARDROP	65	1.0	35.25"	D4	R, A, L	S	RH/LH

*Graphite available in RH only

GRIP	SHAFT	COLORS
<ul style="list-style-type: none">GRIP0195 - Lamkin Crossline (58R) - Black (48g) 	<ul style="list-style-type: none">Steel: KBS MAX 85 (102g)  <p>*Graphite available in custom only</p>	<ul style="list-style-type: none">Chrome

SUPER GAME IMPROVEMENT



The T-Rail combo set features a traditional hybrid shape blended with 6 hybrid-irons. The unique setup enables golfers to enjoy immediate improvement in launch, distance and consistency without having to make any adjustments to their swing.



H.O.T FACE TECHNOLOGY

H.O.T Face Technology uses artificial intelligence to design a variable thickness pattern that delivers more efficient speed and spin across the face.



BAFFLER RAILS

Baffler Rails allow the club to glide effortlessly through any turf condition, making a great shot outcome always possible.



HOLLOW CONSTRUCTION

A hollow design through the set gives every club the super power of hybrid-like launch and distance.

4 HYBRID IN THE SET



A 4-hybrid launches higher and is more forgiving than a 4-iron, making longer approach shots not just easier, but much more consistent.

T-RAIL HYBRID	LOFT	LIE ANGLE	GRAPHITE LENGTH	GRAPHITE SWING WEIGHT	FLEX	RH/LH
4H	20.0°	58.50°	39.75"	C8	R, *A	RH/LH
5H	23.0°	59.00°	39.00"	C8	R, *A	RH/LH
6H	26.0°	59.50°	38.50"	C8	R, *A	RH/LH

*6H available in a combo set through custom; A flex available in RH only

CLUB	LOFT	LIE ANGLE	OFFSET (MM)	GRAPHITE LENGTH	GRAPHITE SWING WEIGHT	STEEL SWING WEIGHT	GRAPHITE SHAFT FLEX	STEEL SHAFT FLEX	RH/LH
4	20.0°	61.00°	4.3	39.25"	C8	D1	*S, R, A	S, R	RH/LH
5	23.0°	61.50°	3.8	38.50"	C8	D1	*S, R, A	S, R	RH/LH
6	26.0°	62.00°	3.4	37.75"	C8	D1	*S, R, A	S, R	RH/LH
7	29.0°	62.50°	3.0	37.25"	C8	D1	*S, R, A	S, R	RH/LH
8	34.0°	63.00°	2.6	36.75"	C8	D1	*S, R, A	S, R	RH/LH
9	39.0°	63.50°	2.2	36.25"	C8	D1	*S, R, A	S, R	RH/LH
PW	44.0°	64.00°	1.8	36.00"	C8	D1	*S, R, A	S, R	RH/LH
GW	50.0°	64.50°	1.4	35.75"	C8	D1	*S, R, A	S, R	RH/LH
SW	56.0°	65.00°	1.0	35.50"	C8	D1	*S, R, A	S, R	RH/LH

*Graphite Stiff custom only

STOCK SET COMPOSITION	GRIP	SHAFT	COLOURS
<ul style="list-style-type: none"> Combo Set: 4H, 5H, 6-PW 	<ul style="list-style-type: none"> GRIP0074 - Lamkin Crossline STD (58R) - Black (50g) 	<ul style="list-style-type: none"> Graphite: COBRA ULTRALITE 50 - S, R (58.5g), ULTRALITE 45 - A (56g) Steel: COBRA ULTRALITE - S, R (115g) 	<ul style="list-style-type: none"> Silver/Red

The T-Rail combo set features a traditional hybrid shape blended with 6 hybrid-irons. The unique setup enables golfers to enjoy immediate improvement in launch, distance and consistency without having to make any adjustments to their swing.



H.O.T FACE TECHNOLOGY

H.O.T Face Technology uses artificial intelligence to design a variable thickness pattern that delivers more efficient speed and spin across the face.



BAFFLER RAILS

Baffler Rails allow the club to glide effortlessly through any turf condition, making a great shot outcome always possible.



HOLLOW CONSTRUCTION

A hollow design through the set gives every club the super power of hybrid-like launch and distance.

4 HYBRID IN THE SET

A 4-hybrid launches higher and is more forgiving than a 4-iron, making longer approach shots not just easier, but much more consistent.

T-RAIL HYBRID	LOFT	LIE ANGLE	GRAPHITE LENGTH	GRAPHITE SWING WEIGHT	FLEX	RH/LH
4H	20.0°	58.50°	38.75"	C2	LADIES	RH/*LH
5H	23.0°	59.00°	38.00"	C2	LADIES	RH/*LH
6H	26.0°	59.50°	37.50"	C2	LADIES	RH/*LH

*LH Custom only

CLUB	LOFT	LIE ANGLE	OFFSET (MM)	GRAPHITE LENGTH	GRAPHITE SWING WEIGHT	GRAPHITE SHAFT FLEX	RH/LH
5	23.0°	61.50°	3.8	37.50"	C2	LADIES	RH/LH
6	26.0°	62.00°	3.4	36.75"	C2	LADIES	RH/LH
7	29.0°	62.50°	3.0	36.25"	C2	LADIES	RH/LH
8	34.0°	63.00°	2.6	35.75"	C2	LADIES	RH/LH
9	39.0°	63.50°	2.2	35.25"	C2	LADIES	RH/LH
PW	44.0°	64.00°	1.8	35.00"	C2	LADIES	RH/LH
GW	50.0°	64.50°	1.4	34.75"	C2	LADIES	RH/LH
SW	56.0°	65.00°	1.0	34.50"	C2	LADIES	RH/LH

STOCK SET COMPOSITION	GRIP	SHAFT	COLOURS
<ul style="list-style-type: none"> Combo Set (Graphite): 5H, 6H, 7-PW, SW 	<ul style="list-style-type: none"> GRIP0074 - Lamkin Crossline STD (58R) - Black (50g) 	<ul style="list-style-type: none"> COBRA ULTRALITE 45 - L (52g) 	<ul style="list-style-type: none"> Silver PVD/Pink



AIRX

LIGHTER. FASTER. EASIER.

The AIR-X products are designed for the beginner to avid golfers with the smoothest swing tempos. Each club is crafted using lightweight components (head, shaft, and grip) to make every swing feel effortless.



► OUR LIGHTEST CLUBS GOT EVEN LIGHTER

Weighting just 277 grams, the AIR-X driver is up to 50 grams lighter than traditional drivers. For swing speeds under 90 mph, the lighter weight feels great, helps with delivery timing, and creates a sensation of effortless speed and control. For added forgiveness, the clubs use a blend of offset and heel weighting to help these golfers stay on their intended target line.



► CARBON FIBER CROWN

Using a lighter carbon fiber material, we were able to remove an additional 2 grams of weight from the head.



► HEEL-BIASED WEIGHTING

Weight positioned in the heel helps square the clubface quicker at impact for straighter and more controlled drives. An offset hosel adds draw bias and increases dynamic launch.



► LIGHTWEIGHT SHAFT & GRIP

A sub 50g shaft (48g cut weight) and a 6 gram lighter 37g grip saves 4 grams from the overall club weight and lowers the balance point closer to the head to maintain a proper swing weight.



The AIR-X driver features a lightweight design to promote great feel, and effortless speed for the smoothest swing tempos.



LIGHTWEIGHT DESIGN

Using a lighter head, shaft (48g) and grip (37g) makes the club feel significantly lighter and easier to swing compared to a traditional driver.

CARBON CROWN

Using a lighter carbon crown material, we were able to remove an additional 2 grams of weight from the head.

BACK/HEEL WEIGHTING

Weight is localized in the back and heel to create stability on off center hits with draw bias for those that need it.

OFFSET DESIGN

In addition to heel weighting, a new hosel design with 20% more offset helps to further eliminate a golfers' slice so they can find more fairways.

ALSO AVAILABLE IN STRAIGHT NECK

For those who prefer a traditional look at address with no offset, a straight-neck version is also available.

LOFTS				LIE ANGLE	WEIGHTING	LENGTH	SW	SHAFT FLEX	RH/LH
OS:	9.5° (RH)	10.5° (RH/LH)	11.5° (RH)	60.00°	FIXED BACK/HEEL	46.00"	D1.5	S, R, A	RH/LH
SN:	9.5° (RH)	10.5° (RH/LH)							

GRIP	SHAFT	COLOURS
<ul style="list-style-type: none"> Lamkin REL Standard (58R) - Black (37g) 	<ul style="list-style-type: none"> COBRA ULTRALITE 40 (50g uncut) 	<ul style="list-style-type: none"> Revolver Grey/Red

The AIR-X fairway features a lightweight design to promote great feel, and effortless speed for the smoothest swing tempos.



LIGHTWEIGHT DESIGN

Using a lighter head, shaft (48g) and grip (41g) makes the club feel significantly lighter and easier to swing compared to a traditional fairway.

CARBON CROWN

Using a lighter carbon crown material, we were able to remove an additional 2 grams of weight from the head.



BACK/HEEL WEIGHTING

Weight is localized in the back and heel to create stability on off center hits with draw bias for those that need it.

OFFSET DESIGN

An offset hosel helps to eliminate a golfers' slice so they can hit straighter and more accurate shots.

FAIRWAY	LOFT	HEAD VOLUME	LIE ANGLE	LENGTH	SWING WEIGHT	SHAFT FLEX	RH/LH
3W	16.0°	172.5cc	57.00°	43.00"	D0	S, R, A	RH/LH
5W	20.0°	165.3cc	58.00°	42.50"	D0	S, R, A	RH/LH
7W	23.0°	158.6cc	59.00°	42.00"	D0	R, A	RH

GRIP	SHAFT	COLOURS
<ul style="list-style-type: none"> Lamkin REL Standard (58R) - Black (41g) 	<ul style="list-style-type: none"> COBRA ULTRALITE 50 (55g uncut) 	<ul style="list-style-type: none"> Revolver Grey/Red

The AIR-X hybrid features a lightweight design to promote great feel, and effortless speed for the smoothest swing tempos.



LIGHTWEIGHT DESIGN

Using a lighter head, shaft (48g) and grip (41g) makes the club feel significantly lighter and easier to swing compared to a traditional hybrid.

FORGED FACE INSERT

A thin forged face insert enhances ball speed for smoother tempo swings.

BACK/HEEL WEIGHTING

Weight is localized in the back and heel to create stability on off center hits with draw bias for those that need it.

OFFSET DESIGN

An offset hosel helps to eliminate a golfers' slice so they can hit straighter and more accurate shots.

HYBRID	LOFT	HEAD VOLUME	LIE ANGLE	LENGTH	SWING WEIGHT	SHAFT FLEX	RH/LH
3H	19.0°	116.8cc	59.00°	40.50"	C7.5	S, R, A	RH/LH
4H	22.0°	116.1cc	59.50°	39.75"	C7.5	S, R, A	RH/LH
5H	25.0°	114.8cc	60.00°	39.00"	C7.5	S, R, A	RH/LH
6H	28.0°	112.2cc	60.50°	38.50"	C7.5	R, A	RH/LH
7H	31.0°	111.6cc	61.00°	38.00"	C7.5	R, A	RH

GRIP	SHAFT	COLOURS
<ul style="list-style-type: none"> Lamkin REL Standard (58R) - Black (41g) 	<ul style="list-style-type: none"> COBRA ULTRALITE 50 - S, R (55g), ULTRALITE 45 - A (55g) 	<ul style="list-style-type: none"> Revolver Grey/Red

The AIR-X irons feature a lightweight design to promote great feel, and effortless speed for the smoothest swing tempos.



LIGHTWEIGHT DESIGN

Using a lighter head, shaft (48g) and grip (41g) makes the club feel significantly lighter and easier to swing compared to a traditional iron.

VARIABLE THICKNESS FACE

A variable thickness face design is thinner in the heel and toe to promote more speed on off-center hits.

LOW PROFILE DESIGN

A low profile, cavity back design with greater lofts will help golfers launch it higher and longer, effortlessly.

OFFSET DESIGN

An offset hosel helps to eliminate a golfers' slice so they can hit straighter and more accurate shots.

CLUB	LOFT	LIE ANGLE	OFFSET (MM)	LENGTH	GRAPHITE SW	STEEL SW	GRAPHITE SHAFT FLEX	STEEL SHAFT FLEX	RH/LH
4	21.0°	62.50°	6.7	39.25"	C7.5	D1	*S, R, A	S, R	RH/LH
5	24.0°	62.50°	6.1	38.50"	C7.5	D1	*S, R, A	S, R	RH/LH
6	27.0°	62.50°	5.4	37.75"	C7.5	D1	*S, R, A	S, R	RH/LH
7	30.5°	62.50°	4.7	37.25"	C7.5	D1	*S, R, A	S, R	RH/LH
8	34.5°	63.00°	4.0	36.75"	C7.5	D1	*S, R, A	S, R	RH/LH
9	39°	63.50°	3.1	36.25"	C7.5	D1	*S, R, A	S, R	RH/LH
PW	44.0°	64.00°	2.4	36.00"	C8	D1	*S, R, A	S, R	RH/LH
GW	49.0°	64.00°	1.7	35.75"	C9	D2	*S, R, A	S, R	RH/LH
SW	54.0°	64.00°	1.0	35.50"	C9	D2	*S, R, A	S, R	RH/LH

STOCK SET COMPOSITION	GRIP	SHAFT	COLOURS
<ul style="list-style-type: none"> 5H, 6H, 7-GW (GRAPHITE LITE) 4H, 5H, 6-PW (GRAPHITE REG) 5-GW (STEEL) <p>*Graphite stiff iron set custom only</p>	<ul style="list-style-type: none"> Lamkin REL Standard (58R) - Black (41g) 	<ul style="list-style-type: none"> Graphite: COBRA ULTRALITE 50 - S, R (55g), ULTRALITE 45 - A (55g) Steel: COBRA ULTRALITE - S, R (115g) 	<ul style="list-style-type: none"> Chrome/ Red

The AIR-X Women's driver features a lightweight design to promote great feel, and effortless speed for the smoothest swing tempos.



LIGHTWEIGHT DESIGN

Using a lighter head, shaft (48g) and grip (37g) makes the club feel significantly lighter and easier to swing compared to a traditional driver.

CARBON CROWN

Using a lighter carbon crown material, we were able to remove an additional 2 grams of weight from the head.

BACK/HEEL WEIGHTING

Weight is localized in the back and heel to create stability on off center hits with draw bias for those that need it.



OFFSET DESIGN

In addition to heel weighting, a new hosel design with 20% more offset helps to further eliminate a golfers' slice so they can find more fairways.

ALSO AVAILABLE IN STRAIGHT NECK

For those who prefer a traditional look at address with no offset, a straight-neck version is also available.

LOFTS			LIE ANGLE	WEIGHTING	LENGTH	SWING WEIGHT	SHAFT FLEX	RH/LH
OS:	11.5° (RH)	15.0° (RH/LH)	60.0°	FIXED BACK/HEEL	44.75"	C5	LADIES	RH/LH

GRIP	SHAFT	COLOURS
<ul style="list-style-type: none"> Lamkin REL Undersize (60R) - Black (41g) 	<ul style="list-style-type: none"> COBRA ULTRALITE 40 (46.5g uncut) 	<ul style="list-style-type: none"> Black/Lilac White/Poseidon Blue

The AIR-X Women's fairway features a lightweight design to promote great feel, and effortless speed for the smoothest swing tempos.



LIGHTWEIGHT DESIGN

Using a lighter head, shaft (48g) and grip (41g) makes the club feel significantly lighter and easier to swing compared to a traditional fairway.

CARBON CROWN

Using a lighter carbon crown material, we were able to remove an additional 2 grams of weight from the head.

BACK/HEEL WEIGHTING

Weight is localized in the back and heel to create stability on off center hits with draw bias for those that need it.

OFFSET DESIGN

An offset hosel helps to eliminate a golfers' slice so they can hit straighter and more accurate shots.

FAIRWAY	LOFT	HEAD VOLUME	LIE ANGLE	LENGTH	SWING WEIGHT	SHAFT FLEX	RH/LH
3W	19.0°	170.4cc	58.00°	42.25"	C3.5	LADIES	RH/LH
5W	23.0°	158.6cc	59.00°	41.75"	C3.5	LADIES	RH/LH
7W	27.0°	153.2cc	60.00°	41.25"	C3.5	LADIES	RH

GRIP	SHAFT	COLOURS
<ul style="list-style-type: none"> Lamkin REL Undersize (60R) - Black (41g) 	<ul style="list-style-type: none"> COBRA ULTRALITE 45 (50g uncut) 	<ul style="list-style-type: none"> Black/Lilac White/Poseidon Blue

The AIR-X Women's hybrid features a lightweight design to promote great feel, and effortless speed for the smoothest swing tempos.



LIGHTWEIGHT DESIGN

Using a lighter head, shaft (48g) and grip (41g) makes the club feel significantly lighter and easier to swing compared to a traditional hybrid.

FORGED FACE INSERT

A thin forged face insert enhances ball speed for smoother tempo swings.

BACK/HEEL WEIGHTING

Weight is localized in the back and heel to create stability on off center hits with draw bias for those that need it.

OFFSET DESIGN

An offset hosel helps to eliminate a golfers' slice so they can hit straighter and more accurate shots.

HYBRID	LOFT	HEAD VOLUME	LIE ANGLE	LENGTH	SWING WEIGHT	SHAFT FLEX	RH/LH
4H	23.0°	116.1cc	59.50°	38.75"	C2.5	LADIES	RH/LH
5H	26.0°	114.8cc	60.00°	38.00"	C2.5	LADIES	RH/LH
6H	29.0°	112.2cc	60.50°	37.50"	C2.5	LADIES	RH/LH
7H	32.0°	111.6cc	61.00°	37.00"	C2.5	LADIES	RH

GRIP	SHAFT	COLOURS
<ul style="list-style-type: none"> Lamkin REL Undersize (60R) - Black (41g) 	<ul style="list-style-type: none"> COBRA ULTRALITE 45 (50g uncut) 	<ul style="list-style-type: none"> Black/Lilac

The AIR-X Women's irons feature a lightweight design to promote great feel, and effortless speed for the smoothest swing tempos.



LIGHTWEIGHT DESIGN

Using a lighter head, shaft (48g) and grip (41g) makes the club feel significantly lighter and easier to swing compared to a traditional iron.

VARIABLE THICKNESS FACE

A variable thickness face design is thinner in the heel and toe to promote more speed on off-center hits.

LOW PROFILE DESIGN

A low profile, cavity back design with greater lofts will help golfers launch it higher and longer, effortlessly.

OFFSET DESIGN

An offset hosel helps to eliminate a golfers' slice so they can hit straighter and more accurate shots.

CLUB	LOFT	LIE ANGLE	OFFSET (MM)	GRAPHITE LENGTH	GRAPHITE SWING WEIGHT	GRAPHITE SHAFT FLEX	RH/LH
5	24.0°	62.50°	6.1	37.75"	C3	LADIES	RH/LH
6	27.0°	62.50°	5.4	37.00"	C3	LADIES	RH/LH
7	30.5°	62.50°	4.7	36.50"	C3	LADIES	RH/LH
8	34.5°	63.00°	4.0	36.00"	C3	LADIES	RH/LH
9	39.0°	63.50°	3.1	35.50"	C3	LADIES	RH/LH
PW	44.0°	64.00°	2.4	35.25"	C3	LADIES	RH/LH
GW	49.0°	64.00°	1.7	35.00"	C4	LADIES	RH/LH
SW	54.0°	64.00°	1.0	34.75"	C4	LADIES	RH/LH

STOCK SET COMPOSITION	GRIP	SHAFT	COLOURS
Combo Set: 5H, 6H, 7-PW, SW (RH/LH) Iron Set: 6-PW, SW (RH)	<ul style="list-style-type: none"> Lamkin REL Undersize (60R) - Black (41g) 	<ul style="list-style-type: none"> COBRA ULTRALITE 45 - L (50g) 	<ul style="list-style-type: none"> Chrome/Lilac

KING[®] PUTTERS

3D PRINTED PUTTER SERIES

The KING 3D Printed line is the only family of putters to feature a high MOI 3D printed multi-material construction for advanced stability and roll consistency. Three unique shapes ranging from an oversize blade (Grandsport), to an oversize fang (Supernova), to an oversize mallet (Agera) provide distinct performances for a variety of putting strokes and preferences. Each are available in select hosel configurations.



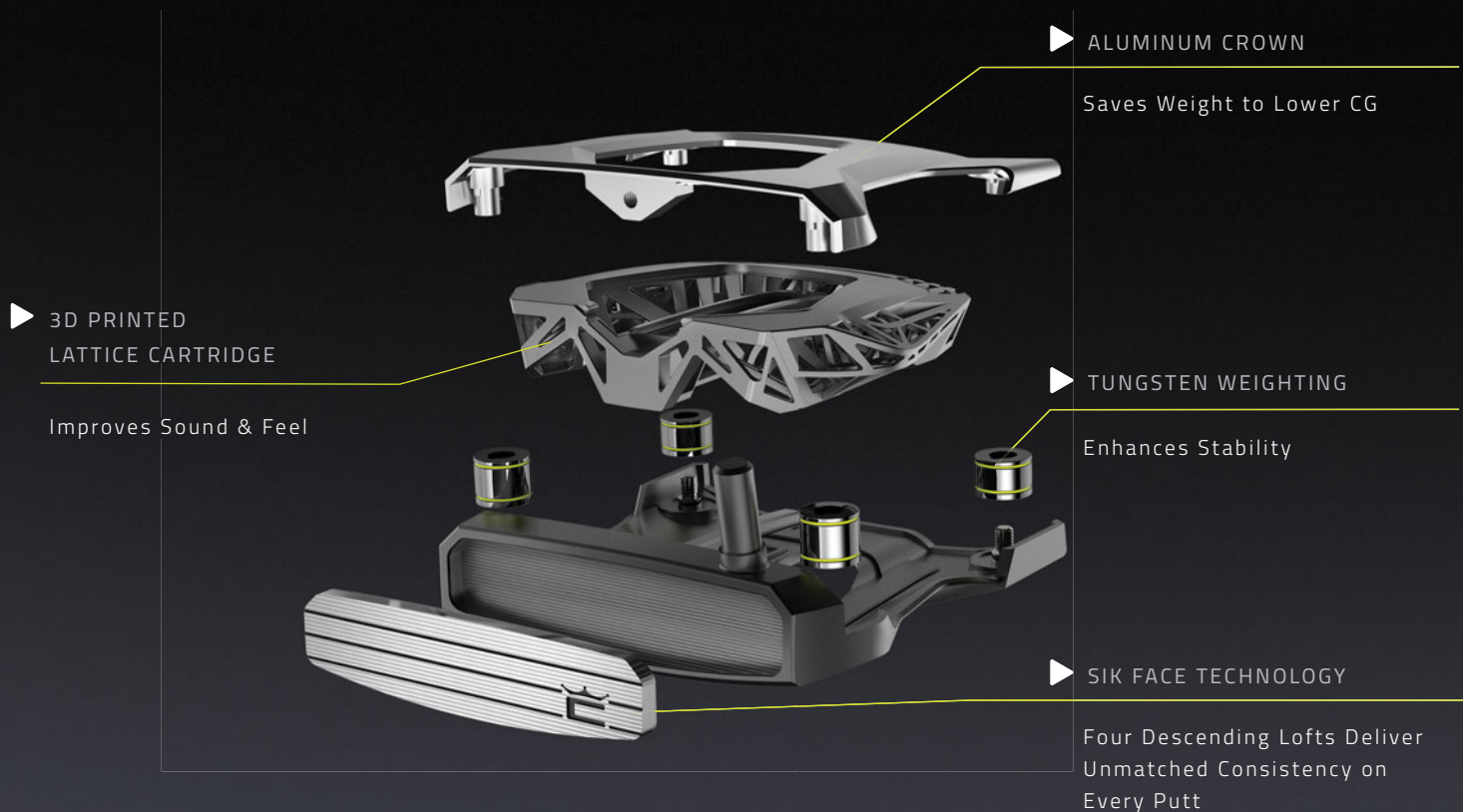
*AGERA
AGERA CENTER SHAFT
AGERA ARMLOCK
AGERA-30*



*SUPERNOVA
SUPERNOVA-20
SUPERNOVA-30*



*GRANDSPORT-35
GRANDSPORT ARMLOCK*



▶ ALUMINUM CROWN

Saves Weight to Lower CG

▶ 3D PRINTED
LATTICE CARTRIDGE

Improves Sound & Feel

▶ TUNGSTEN WEIGHTING

Enhances Stability

▶ SIK FACE TECHNOLOGY

Four Descending Lofts Deliver
Unmatched Consistency on
Every Putt

Vintage PUTTER SERIES

The KING Vintage family features classic looks with modern performance. Four classic shapes ranging from a blade (Sport), an oversize blade (Widesport), Fang (Nova), and Oversize Mallets (Stingray & Cuda) feature body lines and names that are inspired by classic cars. Each shape is available in select hosel configurations to fit a wide range of putting styles.



*SPORT-45
SPORT-60*

WIDESPOT

*NOVA
NOVA-25
NOVA-40*

*STINGRAY
STINGRAY-20
STINGRAY-40*

*CUDA
CUDA-40*

▶ SIK FACE TECHNOLOGY

Four Descending Lofts Deliver Unmatched Consistency On Every Putt

▶ STAINLESS STEEL CONSTRUCTION

Enhances MOI For Stability

▶ ADJUSTABLE WEIGHTING SYSTEM

Heavier Or Lighter Weights Fine Tune Swing Weight And Feel



The KING GrandSport-35 features a Plumbers Neck hosel that is suitable for those that putt with a moderate arc in their stroke. An oversized blade shape features a multi-material 3D printed construction and SIK Face Technology to deliver the straightest and truest rolls on every putt.



MULTI-MATERIAL CONSTRUCTION

An oversize blade shape combines a 3D printed nylon lattice cartridge, a 286g steel frame, a 21g aluminum cap, and 30g of tungsten in the heel and toe to provide the highest MOI for maximum stability.

3D PRINTED NYLON CARTRIDGE

An intricate 3D printed nylon lattice structure optimizes the weight distribution within the putter head to create the highest MOI possible for maximum stability.

SIK ALUMINUM FACE INSERT

An aluminum face insert features SIK Golf's proprietary Descending Loft Technology (DLT), which utilizes 4 descending lofts to ensure the most consistent and accurate roll for every style of putting stroke.

ONE LENGTH SETUP AVAILABLE

The KING GRANDSPORT-35 ONE Length putter features an oversize mallet shape, and is configured at 37.5" to accommodate players that play ONE Length irons, or prefer a taller posture at address to promote consistency and help relieve back pain.



Free Arccos sensors with purchase

HOSEL TYPE	TOE HANG	LENGTH	HEAD WEIGHT	LOFT	LIE ANGLE	RH/LH
PLUMBER NECK	35°	34.00"	375g	4°, 3°, 2°, 1°	70°	RH/LH

GRIP	SHAFT	COLOURS
<ul style="list-style-type: none">COBRA SuperStroke Traxion Tour 2.0 (55g) 	<ul style="list-style-type: none">KBS 120 Putter 	<ul style="list-style-type: none">Silver/BlackBlack/Black

The KING GrandSport Armlock putter is designed in a 41" setup to promote the most consistent stroke for players that prefer to rest the grip and shaft against their lead forearm.



ARMLOCK DESIGN

An armlock setup increases consistency by eliminating any variations in shaft angle through the putting stroke. A longer length and an oversize grip allows the user to rest the grip and shaft against their lead forearm for maximum stability.

MULTI-MATERIAL CONSTRUCTION

The design combines a 3D printed nylon lattice cartridge, a 304g steel frame, a 21g aluminum cap, and 30g of tungsten in the heel and toe to provide the highest MOI in a blade shape for maximum stability.

3D PRINTED NYLON INSERT

An intricate 3D printed nylon lattice cartridge structure optimizes the weight distribution within the putter head to create the highest MOI possible for maximum stability.

SIK ALUMINUM FACE INSERT

An aluminum face insert features SIK Golf's proprietary Descending Loft Technology (DLT), which utilizes 4 descending lofts to ensure the most consistent and accurate roll for every style of putting stroke.



Free Arccos sensors with purchase

HOSEL TYPE	TOE HANG	LENGTH	HEAD WEIGHT	LOFT	LIE ANGLE	RH/LH
ARMLOCK PLUMBER	45°	41.00"	390g	7°, 6°, 5°, 4°	72°	RH/LH

GRIP	SHAFT	COLOURS
<ul style="list-style-type: none">COBRA Superstroke Traxion Flatso 17 (104g) 	<ul style="list-style-type: none">KBS 120 Putter 	<ul style="list-style-type: none">Silver/BlackBlack/Black

The KING Supernova putter a single bend hosel that is suitable for those with straight back and straight through putting strokes. An oversize fang shape features a 3D printed multi-material construction and SIK Face Technology to deliver the straightest and truest rolls on every putt.



MULTI-MATERIAL CONSTRUCTION

An oversize fang shape combines a 3D printed nylon lattice cartridge, a 291g steel frame, an 18g aluminum cap, and 42g of tungsten on the perimeter to provide the maximum stability for increased consistency.

3D PRINTED NYLON CARTRIDGE

An intricate 3D printed nylon lattice structure optimizes the weight distribution within the putter head to create the highest MOI possible for maximum stability.

SIK ALUMINUM FACE INSERT

An aluminum face insert features SIK Golf’s proprietary Descending Loft Technology (DLT), which utilizes 4 descending lofts to ensure the most consistent and accurate roll for every style of putting stroke.



Free Arccos sensors with purchase

HOSEL TYPE	TOE HANG	LENGTH	HEAD WEIGHT	LOFT	LIE ANGLE	RH/LH
SINGLE BEND	0°	33.00"	375g	4°, 3°, 2°, 1°	70°	RH
SINGLE BEND	0°	34.00"	375g	4°, 3°, 2°, 1°	70°	RH/LH
SINGLE BEND	0°	35.00"	375g	4°, 3°, 2°, 1°	70°	RH/LH

GRIP	SHAFT	COLOURS
<ul style="list-style-type: none">COBRA SuperStroke Traxion Tour 2.0 (55g) 	<ul style="list-style-type: none">KBS 120 Putter 	<ul style="list-style-type: none">Silver/BlackBlack/Black

The KING Supernova-20 putter features a flow neck hosel that is suitable for those that putt with a slight arc in their stroke and are looking for enhanced stability in an oversize fang shape.



MULTI-MATERIAL CONSTRUCTION

An oversize fang shape combines a 3D printed nylon lattice cartridge, a 291g steel frame, an 18g aluminum cap, and 42g of tungsten on the perimeter to provide the maximum stability for increased consistency.

3D PRINTED NYLON CARTRIDGE

An intricate 3D printed nylon lattice structure optimizes the weight distribution within the putter head to create the highest MOI possible for maximum stability.


SIK ALUMINUM FACE INSERT

An aluminum face insert features SIK Golf's proprietary Descending Loft Technology (DLT), which utilizes 4 descending lofts to ensure the most consistent and accurate roll for every style of putting stroke.



Free Arccos sensors with purchase

HOSEL TYPE	TOE HANG	LENGTH	HEAD WEIGHT	LOFT	LIE ANGLE	RH/LH
FLOW NECK	20°	34.00"	375g	4°, 3°, 2°, 1°	70°	RH/LH

GRIP	SHAFT	COLOURS
<ul style="list-style-type: none">COBRA SuperStroke Traxion Tour 2.0 (55g) 	<ul style="list-style-type: none">KBS 120 Putter 	<ul style="list-style-type: none">Silver/BlackBlack/Black

The KING Supernova-30 putter features a slant neck hosel that is suitable for those that putt with a moderate arc in their stroke and are looking for enhanced stability in an oversize fang shape.



- MULTI-MATERIAL CONSTRUCTION**
An oversize fang shape combines a 3D printed nylon lattice cartridge, a 291g steel frame, an 18g aluminum cap, and 42g of tungsten on the perimeter to provide the maximum stability for increased consistency.
- 3D PRINTED NYLON CARTRIDGE**
An intricate 3D printed nylon lattice structure optimizes the weight distribution within the putter head to create the highest MOI possible for maximum stability.
- SIK ALUMINUM FACE INSERT**
An aluminum face insert features SIK Golf's proprietary Descending Loft Technology (DLT), which utilizes 4 descending lofts to ensure the most consistent and accurate roll for every style of putting stroke.




Free Arccos sensors with purchase

HOSEL TYPE	TOE HANG	LENGTH	HEAD WEIGHT	LOFT	LIE ANGLE	RH/LH
SHORT SLANT	30°	34.00"	375g	4°, 3°, 2°, 1°	70°	RH/LH

GRIP	SHAFT	COLOURS
<div><ul style="list-style-type: none">COBRA SuperStroke Traxion Tour 2.0 (55g)</div>	<div><ul style="list-style-type: none">KBS 120 Putter</div>	<div><ul style="list-style-type: none">Silver/BlackBlack/Black</div>

With an MOI over 7,400, the KING Agera putter is the most forgiving putter on the market today. An oversize mallet shape features a single bend hosel that is suitable for those with straight back and straight through putting strokes.



MULTI-MATERIAL CONSTRUCTION

An oversize mallet shape combines a 3D printed nylon lattice cartridge, a 261g steel frame, a 27g aluminum cap, and 53g of tungsten on the perimeter to create the highest MOI ever in an oversized mallet shape.

3D PRINTED NYLON CARTRIDGE

An intricate 3D printed nylon lattice structure optimizes the weight distribution within the putter head to create the highest MOI possible for maximum stability.

SIK ALUMINUM FACE INSERT

An aluminum face insert features SIK Golf's proprietary Descending Loft Technology (DLT), which utilizes 4 descending lofts to ensure the most consistent and accurate roll for every style of putting stroke.

ONE LENGTH SETUP AVAILABLE

The KING Agera ONE Length putter features an oversize mallet shape, and is configured at 37.5" to accommodate players that play ONE Length irons, or prefer a taller posture at address to promote consistency and help relieve back pain.



Free Arccos sensors with purchase

HOSEL TYPE	TOE HANG	LENGTH	HEAD WEIGHT	LOFT	LIE ANGLE	RH/LH
SINGLE BEND	0°	34.00"	380g	4°, 3°, 2°, 1°	70°	RH/LH
SINGLE BEND	0°	35.00"	380g	4°, 3°, 2°, 1°	70°	RH/LH
SINGLE BEND ONE LENGTH	0°	37.50"	380g	7°, 6°, 5°, 4°	70°	RH/LH

GRIP	SHAFT	COLOURS
<ul style="list-style-type: none">COBRA SuperStroke Traxion Tour 2.0 (55g) 	<ul style="list-style-type: none">KBS 120 Putter 	<ul style="list-style-type: none">Silver/BlackBlack/Black

With an MOI over 7,400, the KING Agera Center Shaft putter is the most forgiving putter on the market today. An oversize mallet shape features a single bend hosel that is suitable for those with straight back and straight through putting strokes.



MULTI-MATERIAL CONSTRUCTION

An oversize mallet shape combines a 3D printed nylon lattice cartridge, a 261g steel frame, a 27g aluminum cap, and 53g of tungsten on the perimeter to create the highest MOI ever in an oversized mallet shape.

3D PRINTED NYLON CARTRIDGE

An intricate 3D printed nylon lattice structure optimizes the weight distribution within the putter head to create the highest MOI possible for maximum stability.

SIK ALUMINUM FACE INSERT

An aluminum face insert features SIK Golf's proprietary Descending Loft Technology (DLT), which utilizes 4 descending lofts to ensure the most consistent and accurate roll for every style of putting stroke.




Free Arccos sensors with purchase

HOSEL TYPE	TOE HANG	LENGTH	HEAD WEIGHT	LOFT	LIE ANGLE	RH/LH
SINGLE BEND	0°	34.00"	380g	4°, 3°, 2°, 1°	70°	RH/LH

GRIP	SHAFT	COLOURS
<ul style="list-style-type: none">COBRA SuperStroke Traxion Tour 2.0 (55g) 	<ul style="list-style-type: none">KBS 120 Putter 	<ul style="list-style-type: none">Silver/BlackBlack/Black

The KING Agera Armlock putter is designed in a 41" setup to promote the most consistent stroke for players that prefer to rest the grip and shaft against their lead forearm.



ARMLOCK DESIGN

An armlock setup increases consistency by eliminating any variations in shaft angle through the putting stroke. A longer length and an oversize grip allows the user to rest the grip and shaft against their lead forearm for maximum stability.

MULTI-MATERIAL CONSTRUCTION

The design combines a 3D printed nylon lattice cartridge, a 261g steel frame, a 27g aluminum cap, and 53g of tungsten on the perimeter to create the highest MOI ever in an oversized mallet shape.

3D PRINTED NYLON Cartridge

An intricate 3D printed nylon lattice structure optimizes the weight distribution within the putter head to create the highest MOI possible for maximum stability.

SIK ALUMINUM FACE INSERT

An aluminum face insert features SIK Golf's proprietary Descending Loft Technology (DLT), which utilizes 4 descending lofts to ensure the most consistent and accurate roll for every style of putting stroke.



Free Arccos sensors with purchase

HOSEL TYPE	TOE HANG	LENGTH	HEAD WEIGHT	LOFT	LIE ANGLE	RH/LH
SINGLE BEND ARMLOCK	0°	41.00"	380g	7°, 6°, 5°, 4°	72°	RH/LH

GRIP	SHAFT	COLOURS
<ul style="list-style-type: none">COBRA Superstroke Traxion Flatso 17 (104g) 	<ul style="list-style-type: none">KBS 120 Putter 	<ul style="list-style-type: none">Silver/BlackBlack/Black

The KING Agera-30 putter features a slant neck hosel that is suitable for those that putt with a moderate arc in their stroke and are looking for maximum stability in an oversize mallet shape.



MULTI-MATERIAL CONSTRUCTION
An oversize mallet shape combines a 3D printed nylon lattice cartridge, a 261g steel frame, a 27g aluminum cap, and 53g of tungsten on the perimeter to create the highest MOI ever in an oversized mallet shape.

3D PRINTED NYLON CARTRIDGE
An intricate 3D printed nylon lattice structure optimizes the weight distribution within the putter head to create the highest MOI possible for maximum stability.

SIK ALUMINUM FACE INSERT
An aluminum face insert features SIK Golf's proprietary Descending Loft Technology (DLT), which utilizes 4 descending lofts to ensure the most consistent and accurate roll for every style of putting stroke.



Free Arccos sensors with purchase

HOSEL TYPE	TOE HANG	LENGTH	HEAD WEIGHT	LOFT	LIE ANGLE	RH/LH
SHORT SLANT	30°	34.00"	380g	4°, 3°, 2°, 1°	70°	RH/LH

GRIP	SHAFT	COLOURS
<ul style="list-style-type: none">COBRA SuperStroke Traxion Tour 2.0 (55g) 	<ul style="list-style-type: none">KBS 120 Putter 	<ul style="list-style-type: none">Silver/BlackBlack/Black

The KING Vintage Sport-45 features a classic blade shape with a plumber neck hosel that is suitable for those that putt with a moderate arc in their stroke.



CLASSIC BLADE SHAPE

A classic blade shape is constructed using 304 stainless steel and features a single sightline to improve alignment at address.

SIK ALUMINUM FACE INSERT

An aluminum face insert features SIK Golf's proprietary Descending Loft Technology (DLT), which utilizes 4 descending lofts to ensure the most consistent and accurate roll for every style of putting stroke.

ADJUSTABLE WEIGHT SYSTEM

The Sport-45 putter comes with two 20g sole weights that can be adjusted up to +5g or -15g each (to adjust the head weight up to +10g or -30g) using heavier or lighter weights (5g, 10g, 15g, 20g) to dial in feel and stability. Weights sold separately.



Free Arccos sensors with purchase

HOSEL TYPE	TOE HANG	LENGTH	HEAD WEIGHT	LOFT	LIE ANGLE	RH/LH
PLUMBER NECK	45°	34.00"	350g	4°, 3°, 2°, 1°	70°	RH/LH
PLUMBER NECK	45°	35.00"	350g	4°, 3°, 2°, 1°	70°	RH

GRIP	SHAFT	COLOURS
<ul style="list-style-type: none">COBRA SuperStroke Traxion Tour 2.0 (55g) 	<ul style="list-style-type: none">KBS 120 Putter 	<ul style="list-style-type: none">Black

The KING Vintage Sport-60 features a classic blade shape with a flow neck hosel that is suitable for those that putt with a strong arc in their stroke.



- CLASSIC BLADE SHAPE**

A classic blade shape is constructed using 304 stainless steel and features a single sightline to improve alignment at address.
- SIK ALUMINUM FACE INSERT**



An aluminum face insert features SIK Golf's proprietary Descending Loft Technology (DLT), which utilizes 4 descending lofts to ensure the most consistent and accurate roll for every style of putting stroke.
- ADJUSTABLE WEIGHT SYSTEM**

The Sport-60 putter comes with two 25g sole weights that can be adjusted up to -20g each (adjusting head weight up to -40g) using lighter weights (5g, 10g, 15g, 20g) to dial in feel and stability. Weights sold separately.



Free Arccos sensors with purchase

HOSEL TYPE	TOE HANG	LENGTH	HEAD WEIGHT	LOFT	LIE ANGLE	RH/LH
FLOW NECK	60°	34.00"	350g	4°, 3°, 2°, 1°	70°	RH

GRIP	SHAFT	COLOURS
<div><ul style="list-style-type: none">COBRA SuperStroke Traxion Tour 2.0 (55g)<div></div></div>	<div><ul style="list-style-type: none">KBS 120 Putter<div></div></div>	<div><ul style="list-style-type: none">Black</div>

The KING Vintage Widesport features an oversize blade shape with a single bend hosel that is suitable for those with straight back and straight through putting strokes.



CLASSIC OVERSIZE BLADE SHAPE

A classic oversize blade shape is constructed using 304 stainless steel and features a single sightline to improve alignment at address.

SIK ALUMINUM FACE INSERT

An aluminum face insert features SIK Golf's proprietary Descending Loft Technology (DLT), which utilizes 4 descending lofts to ensure the most consistent and accurate roll for every style of putting stroke.

ADJUSTABLE WEIGHT SYSTEM

The Widesport putter comes with two 10g sole weights that can be adjusted up to +15g or -5g each (adjusting head weight from +30g or -10g) using heavier or lighter weights (5g, 15g, 20g, 25g) to dial in feel and stability. Weights sold separately.



Free Arccos sensors with purchase

HOSEL TYPE	TOE HANG	LENGTH	HEAD WEIGHT	LOFT	LIE ANGLE	RH/LH
SINGLE BEND	0°	34.00"	360g	4°, 3°, 2°, 1°	70°	RH/LH
SINGLE BEND	0°	35.00"	360g	4°, 3°, 2°, 1°	70°	RH

GRIP	SHAFT	COLOURS
<ul style="list-style-type: none">COBRA SuperStroke Traxion Tour 2.0 (55g) 	<ul style="list-style-type: none">KBS 120 Putter 	<ul style="list-style-type: none">Black

The KING Torino putter features a mallet shape with a single bend hosel that is suitable for players with a straight back and straight through putting stroke seeking added stability.



- CLASSIC MALLET SHAPE**

A mallet shape is constructed using 304 stainless steel and features a triple sightline that frames up the golf ball for enhanced alignment at address.
- SIK ALUMINUM FACE INSERT**

An aluminum face insert features SIK Golf’s proprietary Descending Loft Technology (DLT), which utilizes 4 descending lofts to ensure the most consistent and accurate roll for every style of putting stroke.
- ADJUSTABLE WEIGHT SYSTEM**

The Torino putter is equipped with two 10g sole weights that can be adjusted up to +5g or -10g each (to adjust the head weight up to +10g or -20g) using heavier or lighter weights (10g, 15g, 25g) to dial in feel and stability. Weights sold separately.



Free Arccos sensors with purchase

HOSEL TYPE	TOE HANG	LENGTH	HEAD WEIGHT	LOFT	LIE ANGLE	RH/LH
SINGLE BEND	0°	33.00"	350g	4°, 3°, 2°, 1°	70°	RH
SINGLE BEND	0°	34.00"	350g	4°, 3°, 2°, 1°	70°	RH/LH
SINGLE BEND	0°	35.00"	350g	4°, 3°, 2°, 1°	70°	RH/LH

GRIP	SHAFT	COLOURS
<div><ul style="list-style-type: none">COBRA SuperStroke Traxion Tour 2.0 (55g)</div>	<div><ul style="list-style-type: none">KBS 120 Putter</div>	<div><ul style="list-style-type: none">Black</div>

The KING Vintage Nova putter features a fang shape with a single bend hosel that is suitable for those with straight back and straight through putting strokes.



CLASSIC FANG SHAPE

A fang shape is constructed using 304 stainless steel and features a triple sightline that frames up the golf ball for enhanced alignment at address.

SIK ALUMINUM FACE INSERT

An aluminum face insert features SIK Golf's proprietary Descending Loft Technology (DLT), which utilizes 4 descending lofts to ensure the most consistent and accurate roll for every style of putting stroke.

ADJUSTABLE WEIGHT SYSTEM

The Nova putter comes with two 10g sole weights that can be adjusted up to +15g or -5g each (adjusting head weight from +30g to -10g) using heavier weights (15g, 5g, 20g, 25g) to dial in feel and stability. Weights sold separately.

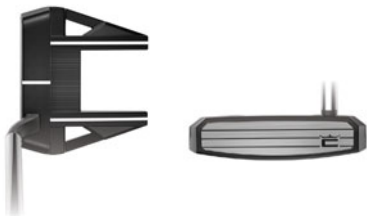


Free Arccos sensors with purchase

HOSEL TYPE	TOE HANG	LENGTH	HEAD WEIGHT	LOFT	LIE ANGLE	RH/LH
SINGLE BEND	0°	33.00"	350g	4°, 3°, 2°, 1°	70°	RH
SINGLE BEND	0°	34.00"	350g	4°, 3°, 2°, 1°	70°	RH/LH
SINGLE BEND	0°	35.00"	350g	4°, 3°, 2°, 1°	70°	RH

GRIP	SHAFT	COLOURS
<ul style="list-style-type: none">COBRA SuperStroke Traxion Tour 2.0 (55g) 	<ul style="list-style-type: none">KBS 120 Putter 	<ul style="list-style-type: none">Black

The KING Vintage Nova-25 putter features a fang shape with a flow neck hosel that is suitable for those with slight arc putting strokes.



CLASSIC FANG SHAPE

A fang shape is constructed using 304 stainless steel and features a triple sightline that frames up the golf ball for enhanced alignment at address.

SIK ALUMINUM FACE INSERT

An aluminum face insert features SIK Golf’s proprietary Descending Loft Technology (DLT), which utilizes 4 descending lofts to ensure the most consistent and accurate roll for every style of putting stroke.



ADJUSTABLE WEIGHT SYSTEM

The Nova-25 putter comes with two 10g sole weights that can be adjusted up to +15g or -5g using heavier weights (5g, 15g, 20g, 25g) to dial in feel and stability. Weights sold separately.



Free Arccos sensors with purchase

HOSEL TYPE	TOE HANG	LENGTH	HEAD WEIGHT	LOFT	LIE ANGLE	RH/LH
FLOW NECK	25°	34.00"	350g	4°, 3°, 2°, 1°	70°	RH/LH

GRIP	SHAFT	COLOURS
<ul style="list-style-type: none">COBRA SuperStroke Traxion Tour 2.0 	<ul style="list-style-type: none">KBS CT Tour Steel Straight Stepless Chrome 	<ul style="list-style-type: none">Black

The KING Vintage Nova-40 putter features a fang shape with a short slant hosel that is suitable for those that putt with a moderate arc in their stroke.



CLASSIC FANG SHAPE
A fang shape is constructed using 304 stainless steel and features a triple sightline that frames up the golf ball for enhanced alignment at address.


SIK ALUMINUM FACE INSERT
An aluminum face insert features SIK Golf's proprietary Descending Loft Technology (DLT), which utilizes 4 descending lofts to ensure the most consistent and accurate roll for every style of putting stroke.

ADJUSTABLE WEIGHT SYSTEM
The Nova-40 putter comes with two 10g sole weights that can be adjusted up to +15g or -5g each (adjusting head weight from +30g or -10g) using heavier or lighter weights (5g, 15g, 20g, 25g) to dial in feel and stability. Weights sold separately.



Free Arccos sensors with purchase

HOSEL TYPE	TOE HANG	LENGTH	HEAD WEIGHT	LOFT	LIE ANGLE	RH/LH
SLANT	40°	34.00"	350g	4°, 3°, 2°, 1°	70°	RH

GRIP	SHAFT	COLOURS
<ul style="list-style-type: none">COBRA SuperStroke Traxion Tour 2.0 (55g) 	<ul style="list-style-type: none">KBS 120 Putter 	<ul style="list-style-type: none">Black

The KING Vintage Stingray putter features an oversized mallet shape with a single bend hosel that is suitable for those with straight back and straight through putting strokes.



CLASSIC OVERSIZE MALLET SHAPE

An oversized mallet shape is constructed using 304 stainless steel and features a single sightline for improved alignment at address.

SIK ALUMINUM FACE INSERT

An aluminum face insert features SIK Golf's proprietary Descending Loft Technology (DLT), which utilizes 4 descending lofts to ensure the most consistent and accurate roll for every style of putting stroke.


ADJUSTABLE WEIGHT SYSTEM

The Stingray putter comes with a single 10g sole weight that can be adjusted up to +15g or -5g using heavier weights (5g, 15g, 20g, 25g) to dial in feel and stability. Weights sold separately.



Free Arccos sensors with purchase

HOSEL TYPE	TOE HANG	LENGTH	HEAD WEIGHT	LOFT	LIE ANGLE	RH/LH
SINGLE BEND	0°	34.00"	350g	4°, 3°, 2°, 1°	70°	RH/LH
SINGLE BEND	0°	35.00"	350g	4°, 3°, 2°, 1°	70°	RH/LH

GRIP	SHAFT	COLOURS
<ul style="list-style-type: none">COBRA SuperStroke Traxion Tour 2.0 (55g) 	<ul style="list-style-type: none">KBS 120 Putter 	<ul style="list-style-type: none">Black

The KING Vintage Stingray-20 putter features an oversized mallet shape with a short slant hosel that is suitable for those that putt with a slight arc in their stroke.



- CLASSIC OVERSIZE MALLET SHAPE**
An oversized mallet shape is constructed using 304 stainless steel and features a single sightline for improved alignment at address.
- SIK ALUMINUM FACE INSERT**
An aluminum face insert features SIK Golf's proprietary Descending Loft Technology (DLT), which utilizes 4 descending lofts to ensure the most consistent and accurate roll for every style of putting stroke.
- ADJUSTABLE WEIGHTING SYSTEM**
The Stingray-20 putter comes with a single 10g sole weight that can be adjusted up to +20g using heavier weights (10g, 15g, 20g, 25g) to dial in feel and stability. Weights sold separately.



Free Arccos sensors with purchase

HOSEL TYPE	TOE HANG	LENGTH	HEAD WEIGHT	LOFT	LIE ANGLE	RH/LH
PLUMBER	20°	34.00"	350g	4°, 3°, 2°, 1°	70°	RH/LH

GRIP	SHAFT	COLOURS
<div><ul style="list-style-type: none">COBRA SuperStroke Traxion Tour 2.0 (55g)<div></div></div>	<div><ul style="list-style-type: none">KBS 120 Putter<div></div></div>	<div><ul style="list-style-type: none">Black</div>

The KING Vintage Stingray-40 putter features an oversized mallet shape with a short slant hosel that is suitable for those that putt with a moderate arc in their stroke.



CLASSIC OVERSIZE MALLET SHAPE

An oversized mallet shape is constructed using 304 stainless steel and features a single sightline for improved alignment at address.

SIK ALUMINUM FACE INSERT

An aluminum face insert features SIK Golf's proprietary Descending Loft Technology (DLT), which utilizes 4 descending lofts to ensure the most consistent and accurate roll for every style of putting stroke.


ADJUSTABLE WEIGHT SYSTEM

The Stingray-40 putter comes with a single 10g sole weight that can be adjusted up to +15g or -5g using heavier weights (5g, 15g, 20g, 25g) to dial in feel and stability. Weights sold separately.



Free Arccos sensors with purchase

HOSEL TYPE	TOE HANG	LENGTH	HEAD WEIGHT	LOFT	LIE ANGLE	RH/LH
SHORT SLANT	40°	34.00"	350g	4°, 3°, 2°, 1°	70°	RH/LH
SHORT SLANT	40°	35.00"	350g	4°, 3°, 2°, 1°	70°	LH

GRIP	SHAFT	COLOURS
<ul style="list-style-type: none">COBRA SuperStroke Traxion Tour 2.0 (55g) 	<ul style="list-style-type: none">KBS 120 Putter 	<ul style="list-style-type: none">Black

The KING Vintage Cuda putter features an oversized mallet shape with a single bend hosel that is suitable for those with straight back and straight through putting strokes.



CLASSIC OVERSIZE MALLET SHAPE

An oversized mallet shape is constructed using 304 stainless steel and features a single sightline for improved alignment at address.

SIK ALUMINUM FACE INSERT

An aluminum face insert features SIK Golf's proprietary Descending Loft Technology (DLT), which utilizes 4 descending lofts to ensure the most consistent and accurate roll for every style of putting stroke.

ADJUSTABLE WEIGHT SYSTEM

The Cuda putter comes with two 10g sole weights that can be adjusted up to +15g or -5g each (adjusting head weight from +30g to -10g) using heavier weights (5g, 15g, 20g, 25g) to dial in feel and stability. Weights sold separately.



Free Arccos sensors with purchase

HOSEL TYPE	TOE HANG	LENGTH	HEAD WEIGHT	LOFT	LIE ANGLE	RH/LH
SINGLE BEND	0°	34.00"	365g	4°, 3°, 2°, 1°	70°	RH/LH

GRIP	SHAFT	COLOURS
<ul style="list-style-type: none">COBRA SuperStroke Traxion Tour 2.0 (55g) 	<ul style="list-style-type: none">KBS 120 Putter 	<ul style="list-style-type: none">Black

The KING Vintage Cuda-40 putter features an oversized mallet shape with a short slant hosel that is suitable for players with a slight arc putting stroke seeking the forgiveness of a mallet with added control on shorter putts.



- CLASSIC OVERSIZE Mallet SHAPE**
An oversized mallet shape is constructed using 304 stainless steel and features a single sightline for improved alignment at address.
- SIK ALUMINUM FACE INSERT**
An aluminum face insert features SIK Golf's proprietary Descending Loft Technology (DLT), which utilizes 4 descending lofts to ensure the most consistent and accurate roll for every style of putting stroke.
- ADJUSTABLE WEIGHT SYSTEM**
The Cuda-40 putter comes with two 5g sole weights that can be adjusted up to +20g each (adjusting head weight up to +40g) using heavier weights (10g, 15g, 20g, 25g) to dial in feel and stability. Weights sold separately.



Free Arccos sensors with purchase

HOSEL TYPE	TOE HANG	LENGTH	HEAD WEIGHT	LOFT	LIE ANGLE	RH/LH
SHORT SLANT	40°	34.00"	365g	4°, 3°, 2°, 1°	70°	RH/LH

GRIP	SHAFT	COLOURS
<div><ul style="list-style-type: none">COBRA SuperStroke Traxion Tour 2.0 (55g)<div></div></div>	<div><ul style="list-style-type: none">KBS 120 Putter<div></div></div>	<div><ul style="list-style-type: none">Black</div>


SIK FACE TECHNOLOGY

DESCENDING LOFT TECHNOLOGY™

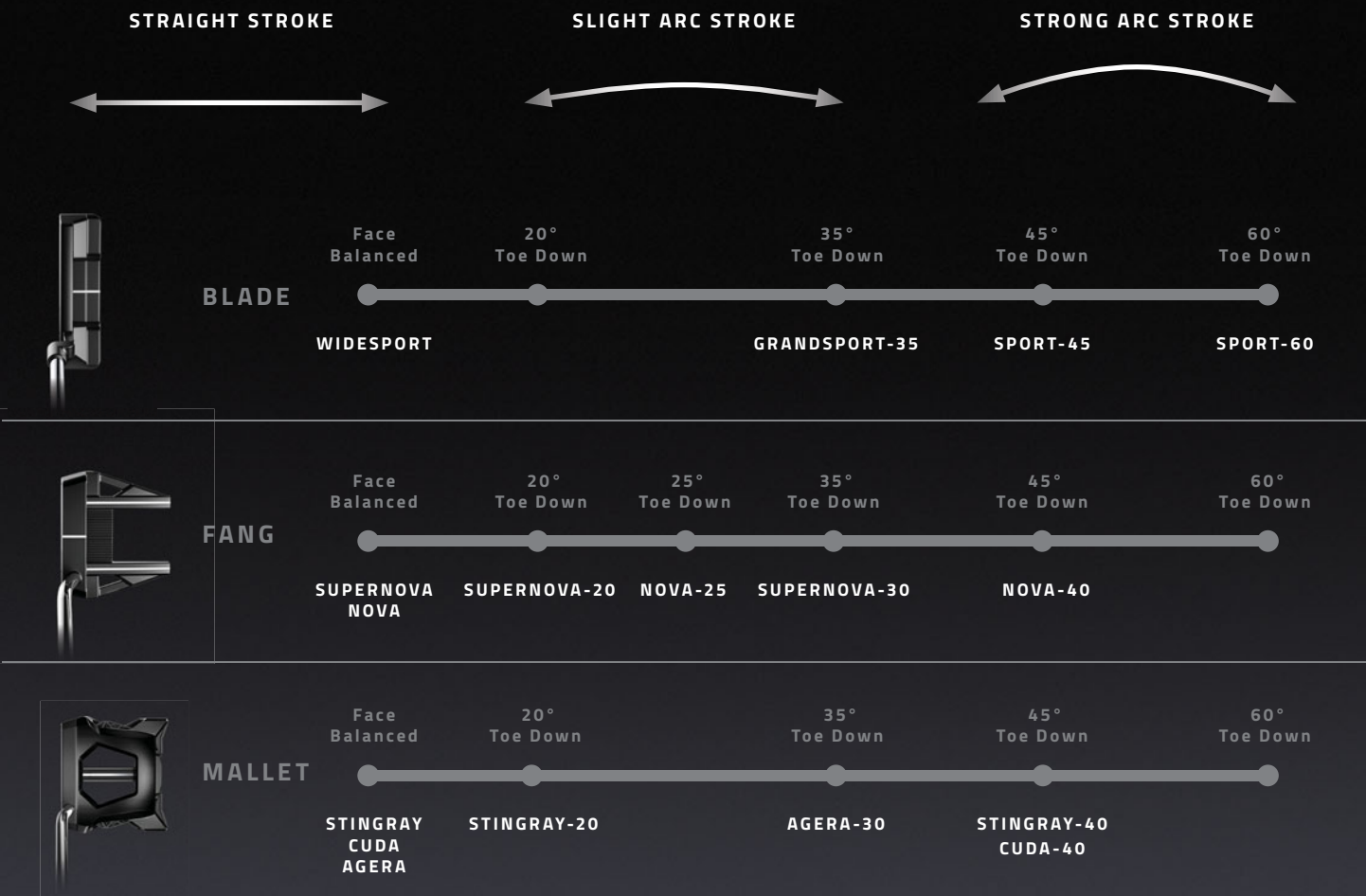
COBRA has licensed SIK Golf's patented DLT™ in an aluminum face insert. Four flat surfaces are milled into the putter face that each descend in loft by 1° from top to bottom (4, 3, 2, 1). DLT™ delivers consistent launch angles from putt to putt, which lead to more consistent and predictable rolls.

TRUER AND MORE CONSISTENT ROLLS

DLT™ is designed to produce a consistent 1.5-degree launch angle regardless of how much shaft lean, attack angle, and whether the ball comes in contact on the higher or lower portion of the face.



PUTTER FITTING BY STROKE





PLAY SMARTER WITH ARCCOS CADDIE

Each purchase of a KING club qualifies users to redeem free Arccos sensors to equip the rest of their set and a free 90 day trial for Arccos Caddie. Users can pair each club using the Arccos Caddie app on their smart device to start recording shots automatically on course. For users that prefer not to carry a smartphone in their front pocket, alternatives include the Apple Watch (Series 2 or newer), and the Arccos Link, which clips to your belt or pocket and is available for purchase separately on cobragolf.com.

ARCCOS CADDIE APP FEATURES

Arccos Caddie leverages data such as personal shot history, wind speed and direction, and elevation changes, and more to help players make smarter decisions on course and perform their best.



Automatic Shot
Tracking

Smart Distance

A.I. Caddie
Advice

Strokes Gained
Analytics

Arccos
Rangefinder





COMPLETE SETS






MEN'S SET

Swing faster, easier with Cobra's lightest and most forgiving family of clubs. A complete set comes with a premium cart bag and putter and is the perfect set up for anyone just getting into the game.



Revolver Grey/Red



DRIVER

An offset driver features an all new carbon crown, delivering the best combination of speed and forgiveness in a lightweight design.

FAIRWAY

A 3-wood features a carbon crown, offset, and heel biased weighting for reliable distance and accuracy.

HYBRIDS

A 4 and 5 hybrid with an offset design and heel-biased weighting make longer approach shots easier and more accurate than ever.

IRONS

Low profile irons with greater lofts and perimeter weighting launch high and straight for more GIR's and birdie opportunities.

BLADE PUTTER

A premium blade putter design features a machined face for exceptional feel and control on long and short putts.

PREMIUM CART BAG

To tie the set together, a premium bag features a 14-way top, 9 zippered compartments, and a large insulated beverage cooler.


CLUB	LOFT	LIE ANGLE	GRAPHITE LENGTH	GRAPHITE SWING WEIGHT	STEEL SWING WEIGHT	GRAPHITE FLEX	STEEL FLEX	RH/LH
DRIVER	10.5° (Reg), 11.5° (Lite)	60.00°	46.00"	D1.5	-	R, A	-	RH/LH
3W	16.0°	57.00°	43.00"	D0	-	R, A	-	RH/LH
4H	22.0°	59.50°	39.75"	C8	-	R, A	-	RH/LH
5H	25.0°	60.00°	39.00"	C8	-	R, A	-	RH/LH
6	28.0°	62.50°	37.75"	C8	-	R, A	R	RH/LH
7	31.5°	62.50°	37.25"	C8	-	R, A	R	RH/LH
8	35.5°	63.00°	36.75"	C8	-	R, A	R	RH/LH
9	40.0°	63.50°	36.25"	C8	-	R, A	R	RH/LH
PW	45.0°	64.00°	36.00"	C8	-	R, A	R	RH/LH
SW	55.0°	64.00°	35.50"	C9	-	R, A	R	RH/LH
BLADE PUTTER	3.0°	70.00°	34.25"	-	-	-	-	RH/LH

STOCK SET COMPOSITION	GRIP	SHAFT	COLOUR
<ul style="list-style-type: none"> Dr, 3W, 4H, 5H, 6-PW, SW, Putter, Cart Bag 	<ul style="list-style-type: none"> Lamkin Crossline STD (58R) - Black (50g) 	<ul style="list-style-type: none"> Cobra Ultralite 40 (Driver) Cobra Ultralite 50, 45 (Fwy, Hyb, Iron) 	<ul style="list-style-type: none"> Revolver Grey/Red



WOMEN'S SET

Swing faster, easier with Cobra's lightest and most forgiving family of clubs. A complete set comes with a premium cart bag and putter and is the perfect set up for anyone just getting into the game.



DRIVER

An offset driver features an all new carbon crown, delivering the best combination of speed and forgiveness in a lightweight design.

FAIRWAY

A 3-wood, and 5-wood features a carbon crown, offset, and heel biased weighting for reliable distance and accuracy.

HYBRIDS

A 5 hybrid with an offset design and heel-biased weighting make longer approach shots easier and more accurate than ever.

IRONS

Low profile irons with greater lofts and perimeter weighting launch high and straight for more GIR's and birdie opportunities.

MALLET PUTTER

A premium mallet putter design features a machined face for exceptional feel and control on long and short putts.

PREMIUM CART BAG

To tie the set together, a premium bag features a 14-way top, 9 zippered compartments, and a large insulated beverage cooler.



Black/Lilac

White/Poseidon Blue

CLUB	LOFT	LIE ANGLE	GRAPHITE LENGTH	GRAPHITE SWING WEIGHT	GRAPHITE FLEX	RH/LH
DRIVER	15.0°	60.00°	44.75"	C5	LADIES	RH
3W	19.0°	58.00°	42.25"	C3.5	LADIES	RH
5W	23.0°	59.00°	41.75"	C3.5	LADIES	RH
5H	26.0°	60.00°	38.00"	C2.5	LADIES	RH
6	28.0°	62.50°	36.75"	C3	LADIES	RH
7	31.5°	62.50°	36.25"	C3	LADIES	RH
8	35.5°	63.00°	35.75"	C3	LADIES	RH
9	40.0°	63.50°	35.25"	C3	LADIES	RH
PW	45.0°	64.00°	35.00"	C3	LADIES	RH
SW	55.0°	64.00°	34.50"	C4	LADIES	RH
MALLET	3.0°	70.00°	33.25"	-	-	RH

STOCK SET COMPOSITION	GRIP	SHAFT	COLOUR
<ul style="list-style-type: none"> Dr, 3W, 5W, 5H, 6-PW, SW, Putter, Cart Bag 	<ul style="list-style-type: none"> Lamkin REL Microlite Undersize (60R) - Black 	<ul style="list-style-type: none"> Cobra Ultralite 40 (Driver) Cobra Ultralite 45 (Fwy, Hyb, Iron) 	<ul style="list-style-type: none"> Black/Lilac White/Poseidon Blue

MEN'S SET

The Cobra FLY-XL complete set includes a full bag of lightweight and forgiving clubs that deliver easy launch and distance.



Black/Blue

DRIVER

FAIRWAY

HYBRID

IRON

PUTTER



DRIVER

A titanium driver (10.5° in reg, and 11.5° in lite flex) has an oversized shape and heel-biased weighting for longer straighter drives.

FAIRWAY

A 3-wood and 5-wood feature a shallow profile and heel biased weighting for accuracy and distance off the tee and from the fairway.

HYBRIDS

A 4 and 5 hybrid create perfect gapping between the fairways and irons for longer approach shots into greens.

IRONS

The irons (6-PW, SW) have a traditional cavity back design and perimeter weighting for effortless launch and distance.



BLADE PUTTER

A premium blade putter design features a machined face for exceptional feel and control on long and short putts.

PREMIUM CART BAG

To tie the set together, a premium bag features a 14-way top, a velour valuables pocket, and 7 zippered compartments.

CLUB	LOFT	LIE ANGLE	GRAPHITE LENGTH	STEEL LENGTH	GRAPHITE SWING WEIGHT	STEEL SWING WEIGHT	GRAPHITE FLEX	STEEL FLEX	RH/LH
DRIVER	10.5° (Reg), 11.5° (Lite)	58.50°	45.50"	-	D2	-	R/LITE	-	RH/LH
3W	14.5°	58.00°	43.50"	-	D1	-	R/LITE	-	RH/LH
4H	20.5°	59.00°	39.50"	-	D0	-	R/LITE	-	RH/LH
5H	23.5°	59.50°	38.75"	-	D0	-	R/LITE	-	RH/LH
6	26.0°	62.00°	37.75"	37.75"	C9	D2	R/LITE	R	RH/LH
7	30.0°	62.50°	37.25"	37.25"	C9	D2	R/LITE	R	RH/LH
8	35.0°	63.00°	36.75"	36.75"	C9	D2	R/LITE	R	RH/LH
9	40.0°	63.50°	36.25"	36.25"	C9	D2	R/LITE	R	RH/LH
PW	45.0°	64.00°	36.00"	36.00"	D0	D3	R/LITE	R	RH/LH
BLADE PUTTER	3.0°	70.00°	34.25"	34.25"	-	-	R/LITE	R	RH/LH

STOCK SET COMPOSITION	GRIP	SHAFT	COLOUR
<ul style="list-style-type: none"> Dr, 3W, 4H, 5H, 6-PW, Putter, Cart Bag 	<ul style="list-style-type: none"> Lamkin Crossline STD (58R) - Black (50g) 	<ul style="list-style-type: none"> Cobra Fly-XL Graphite Cobra XL Steel 	<ul style="list-style-type: none"> Black/Blue

cobra® FLY-XL

WOMEN'S SET

The Cobra FLY-XL women's complete set includes a full bag of lightweight and forgiving clubs that deliver easy launch and distance.



Silver/Plum



Black/Olive

DRIVER

FAIRWAY

HYBRID

IRON

PUTTER



DRIVER

A titanium driver (12.5°) has an oversized shape and heel-biased weighting for longer straighter drives.

FAIRWAY

A 3-wood, 5-wood and 7-wood feature a shallow profile and heel biased weighting for accuracy and distance off the tee and from the fairway.

HYBRIDS

A 5 hybrid creates perfect gapping between the fairways and irons for longer approach shots into greens.

IRONS

The irons (6-PW, SW) have a traditional cavity back design and perimeter weighting for effortless launch and distance.

MALLET PUTTER

A premium mallet putter design features a machined face for exceptional feel and control on long and short putts.

CART BAG OR STAND BAG

Whether you prefer to walk or ride, the FLY-XL complete set is offered with your choice of a cart bag or a stand bag.

CLUB	LOFT	LIE ANGLE	GRAPHITE LENGTH (STD/*PETITE)	GRAPHITE SWING WEIGHT (STD/*PETITE)	GRAPHITE FLEX	RH/LH
DRIVER	12.5°	58.50°	44.50"/*43.50"	C7/*C1	LADIES	RH
5W	21.5°	59.50°	41.75"/*40.75"	C7/*C1	LADIES	RH
5H	23.5°	59.50°	37.75"/*36.75"	C5.5/*B9.5	LADIES	RH
6	26.0°	62.00°	36.75"/*35.75"	C3.5/*B7.5	LADIES	RH
7	30.00°	62.50°	36.25"/*35.25"	C3.5/*B7.5	LADIES	RH
8	35.5°	63.00°	35.75"/*34.75"	C3.5/*B7.5	LADIES	RH
9	40.0°	63.50°	35.25"/*34.25"	C3.5/*B7.5	LADIES	RH
PW	45.0°	64.00°	35.00"/*34.00"	C4.5/*B8.5	LADIES	RH
SW	55.0°	64.00°	34.50"/*33.50"	C4.5/*B8.5	LADIES	RH
MALLET	3.0°	70.00°	33.25"/*32.25"	-	LADIES	RH

STOCK SET COMPOSITION	GRIP	SHAFT	COLOUR
<ul style="list-style-type: none"> Dr, 5W, 5H, 6-PW, SW, Putter, Cart Bag 	<ul style="list-style-type: none"> Lamkin Crossline STD (58R) - Black (50g) 	<ul style="list-style-type: none"> Cobra Fly-XL 	<ul style="list-style-type: none"> Silver/Plum Black/Olive



ACCESSORIES





Cart Pass-Thru →

①

UTRALICH.
PRO+



Eobor



THE ULTIMATE
IN VERSATILITY.

ULTRALIGHT PRO⁺

► STAND BAG

Designed for versatility. It's packed with all the storage you might need, including an oversized cooler pocket. And at only 5lbs., it's still designed to be carried.

DESIGNED FOR THE
MINIMALIST.

ULTRALIGHT PRO

► STAND BAG

Designed for golfers looking for a true light-weight carry bag. We've stripped this bag down to give golfers exactly what they need, no more no less.

► CART BAG

Features twelve dedicated pockets for maximum storage. This includes an oversized cooler pocket large enough to fit nine of your favourite canned beverages.



GOLF IS
A LIFESTYLE.

ULTRALIGHT PENCIL

► PENCIL BAG

Features a simple and traditional design. With a 2-way divider and thoughtful storage compartments, this bag is great for par 3 courses or quick rounds after work.



KING COBRA ROPE SNAPBACK CAP

► PERFECT FIT

Years of research brings to life the most comfortable hat we've ever made.

► 110% COMFORT

Flexfit 110 sweatband wicks moisture away and provides all the comfort you need on and off the course.

► PREMIUM MATERIALS

New technical performance material that's lightweight and moisture wicking.

► ONE SIZE FITS ALL

The classic snapback closure allows you to adjust your desired size.





01
Puma Black/Electric Blue

COBRA TOUR STAFF BAG '23

\$649.99

STYLE	WEIGHT	MATERIAL	POCKETS
909627	11lbs	100% Polyurethane	11

- Cobra x Vessel collaboration.
- Tour validated Staff Bag offers premium storage and performance.
- 6-Way Top with full-length club dividers.
- Dual oversized apparel pockets.
- Fleece-lined valuables pocket.
- Insulated beverage pocket.



01
Puma Black/Electric Blue

COBRA TOUR STAND BAG '23

\$449.99

STYLE	WEIGHT	MATERIAL	POCKETS
909628	6lbs	100% Polyurethane	6

- Cobra x Vessel collaboration.
- Tour validated Stand Bag offers premium versatility and performance.
- 4-Way top with full-length club dividers.
- Oversized apparel pocket.
- Fleece-lined valuables pockets w/ lockable feature.
- Insulated beverage pocket.
- Lightweight carbon fiber stand legs.
- 2-Point tour single strap.



11
Puma Black/
Electric Blue



03 Quiet Shade/
Navy Blazer



08 Black/
White



08
Black/White

10 Quiet Shade/
Green Gecko

11 Puma Black/
Electric Blue

12 Puma Black/
Cool Blue

ULTRALIGHT PRO+ STAND BAG

\$269.99

STYLE	WEIGHT	MATERIAL	POCKETS
909525	5 lbs	100% Polyester	8

- Lightweight – Easy to carry at only 5lbs.
- 9 different pockets including a velourlined range finder pocket and valuables pocket.
- Oversized Insulated Pocket – Fit up to 11 cans of your favourite beverage.
- New Stable Leg Design – An updated leg design provides a streamlined aesthetic and lower CG yields a more stable bag.
- New Easy Flex Base – Better ground contact for even more stability.

ULTRALIGHT PRO STAND BAG

\$249.99

STYLE	WEIGHT	MATERIAL	POCKETS
909526	4lbs	100% Polyester	7

- Lightweight – Designed for golfers who like to walk. Super easy to carry at only 4lbs.
- Storage with a purpose – 7 pockets thoughtfully designed to carry everything a golfer needs and that's it. No more, no less.
- Magnetic Range finder slip pocket.
- New Stable Leg Design – An updated leg design provides a streamlined aesthetic and lower CG yields a more stable bag.
- New Easy Flex Base – Better ground contact for even more stability.



ULTRALIGHT PRO CART BAG

\$279.99

STYLE	WEIGHT	MATERIAL	POCKETS
909528	5lbs	100% Polyester	11

- Maximum Storage - 11 different pockets, including dual oversized apparel pockets.
- Magnetic Range Finder Pocket - Easy access to your range finder with the magnetic pocket.
- 14-Way Top - Including 3 full-length dividers for easy access to your clubs.
- Insulated Pocket - Keep up to 9 cans of your favourite beverage cold.
- Pass-Thru - Built-in pass-thru to attach to a cart without restricting pocket access.



ULTRALIGHT SUNDAY BAG

\$179.99

STYLE	WEIGHT	MATERIAL	POCKETS
909311	3.8lbs	100% Polyester	5

- 3-way top with designated full length club dividers and top grab handle.
- Oversized apparel pocket.
- Fleece lined valuables pocket.
- Mesh beverage pocket.
- Customizable ball pocket.



ULTRALIGHT PENCIL BAG

\$149.99

STYLE	SIZE	MATERIAL	POCKETS
909527	3lbs	100% Polyester	5

- 2-way top with single top divider.
- Dual Pockets - designed to provide a simple storage solution for tees and balls.
- Internal storage for your valuables.
- Dual-Strap Option - Allows for a golfer to carry with single or double straps.



ULTRADRY PRO CART BAG

\$349.99

STYLE	SIZE	MATERIAL	POCKETS
909590	5.3lbs	100% Polyester	7

- Waterproof - Seam sealed zippered pockets to protect your belongings from the elements.
- 14-Way Top - Full-length dividers and a putter well for easier access to your putter.
- Lightweight - Easy to handle only at 5.3lbs.
- Dual Apparel Pockets - Two oversized apparel pockets for increased storage.
- Fleece-Lined Pockets - Dual valuables pockets are lined with fleece for even more protection.



ULTRADRY PRO STAND BAG

\$329.99

STYLE	SIZE	MATERIAL	POCKETS
909589	4.5lbs	100% Polyester	5

- Waterproof - Seam sealed zippered pockets to protect your belongings from the elements.
- Lightweight - Easy to carry at only 4.5lbs.
- New Swivel Strap - The new shoulder clip allows the bag to swivel as you move, making walking 18 holes easier than ever.
- New Stable Leg Design - An updated leg design provides a streamlined aesthetic and lower CG yields a more stable bag.
- New Easy Flex Base - Better ground contact for



TOUR CROWN CAP

\$34.99

STYLE	SIZE	MATERIAL
909491	OSFA	95% Polyester, 5% Elastane

- Perfect Fit – Years of research brings to life the most comfortable hat we've ever made.
- 110% Comfort – Flexfit 110 sweatband wicks moisture away and provides all the comfort you need on and off the course.
- Premium Materials – New technical performance material that's lightweight and moisture wicking.
- One Size Fits All – The classic snapback closure allows you to adjust your desired size.
- New Crown C Branding – 3D angular silicon 'Crown C' branding.



CAMO CROWN C SNAPBACK CAP

\$34.99

STYLE	SIZE	MATERIAL
909532	OSFA	Shell: 90% Polyester, 10% Elastane Front Lining: 100% Polyester Lower Shell Outer Surface: 60% Cotton 40% Polyester

- Special-edition digi-camo colour block.
- Perfect Fit – Years of research brings to life the most comfortable hat we've ever made.
- 110% Comfort – Flexfit 110 sweatband wicks moisture away and provides all the comfort you need on and off the course.
- Premium Materials – New technical performance material that's lightweight and moisture wicking.
- One Size Fits All – The classic snapback closure allows you to adjust your desired size.

KING COBRA ROPE SNAPBACK CAP

\$39.99

STYLE	SIZE	MATERIAL
909591	OSFA	Shell: 95% Polyester, 5% Elastane Front Lining: 100% Polyester Lower Shell Outer Surface: 60% Cotton 40% Polyester

- Perfect Fit – Years of research brings to life the most comfortable hat we've ever made.
- 110% Comfort – Flexfit 110 sweatband wicks moisture away and provides all the comfort you need on and off the course.
- Premium Materials – New Technical performance material that's lightweight and moisture wicking.
- One Size Fits All – The classic snapback closure allows you to adjust your desired size.



01
Black/White



02
White/Black



03
Navy/White



01
Black



02
Bright White



03
Navy Blazer

COBRA CROWN TRUCKER CAP

\$39.99

STYLE	SIZE	MATERIAL
909593	OSFA	Front Panel: 96% Polyester 4% Elastane Side/Back Panel: 100% Polyester Front Lining: 100% Polyester Upper Shell Outer Surface: 96% Polyester 4% Elastane, Lower Shell Outer Surface: 100% Polyester

- Perfect Fit - Years of research brings to life the most comfortable hat we've ever made.
- 10% Comfort - Flexfit 110 sweatband wicks moisture away and provides all the comfort you need on and off the course.
- Premium Materials - New technical performance material that's lightweight and moisture-wicking.
- One Size Fits All - The classic snapback closure allows you to adjust your desired size.

BALL MARKER ADJUSTABLE CAP

\$39.99

STYLE	SIZE	MATERIAL
909602	OSFA	Shell : 100% Polyester Front & back lining: 100% Polyester

- Slight curve, Flexfit 110 snapback cap.
- Moisture-wicking performance sweatband.
- 3D embroidered crown logo.
- Magnetic ballmarker on visor.



01
Black



02
White



01
Black



01
White/Black

KING COBRA HIGH CROWN VISOR

\$34.99

STYLE	SIZE	MATERIAL
909592	OSFA	Shell: 95% Polyester, 5% Elastane, Lining: 100%, Lower Shell Outer Surface: 100% Polyester

- Pre-curved adjustable visor.
- Moisture-wicking performance sweatband.
- 3D embroidered KING COBRA logo.

ULTRADRY CAP

\$39.99

STYLE	SIZE	MATERIAL
909496	S/M, L/XL	97% Polyester, 3% Elastane

- Pre-curve stretch fit cap.
- Moisture-wicking performance sweatband.
- Water-resistant seam-sealed construction.
- Reflective Crown logo.
- Embossed Cobra® wordmark.

TOUR CROWN AUSSIE BUCKET

\$49.99

STYLE	SIZE	MATERIAL
909647	OSFA	Shell: 95% Polyester, 5% Elastane Front Lining: 100% Polyester Lower Shell Outer Surface: 95% Polyester, 5% Elastane

- All new bucket style hat - all-around brim designed to keep the sun off your face and ears.
- 3D angular silicon 'Crown C' branding.
- Mesh vents for breathability.
- Adjustable draw cord for ultimate fit.



WOMEN'S COBRA CROWN VISOR

\$34.99

STYLE	SIZE	MATERIAL
909595	OSFA	Shell: 96% Polyester 4% Elastane Lining: 100% Polyester Lower Shell Outer Surface: 100% Polyester

- Pre-curved, adjustable visor.
- Moisture-wicking performance sweatband.
- 3D angular silicon 'Crown C' branding.



WOMEN'S CROWN ADJUSTABLE CAP

\$29.99

STYLE	SIZE	MATERIAL
909499	OSFA	Shell: 100% Polyester Front lining: 80% Polyester/20% Cotton Back lining: 100% Polyester

- Pre-curved, adjustable cap.
- Moisture-wicking performance sweatband.
- Side and back panel ventilation.
- Silicon 'Crown C' logo.



YOUTH CROWN CAP

\$24.99

STYLE	SIZE	MATERIAL
909494	OSFA	Shell : 98% Cotton, 2% Elastane Front Lining : 100% Polyester

- Perfect Fit – Years of research brings to life the most comfortable hat we've ever made.
- 110% Comfort – Flexfit 110 sweatband wicks moisture away and provides all the comfort you need on and off the course.
- Premium Materials – New technical performance material that's lightweight and moisture-wicking.
- One Size Fits All – The classic snapback closure allows you to adjust your desired size.
- New Crown C Branding – 3D angular silicon 'Crown C' branding.



CROWN C POM BEANIE

\$29.99

STYLE	SIZE	MATERIAL
909601	OSFA	Shell : 98% Cotton, 2% Elastane Front Lining : 100% Polyester

- Removable pom.
- Stylish rolled cuff.
- Crown C branding.



01
White

PUR TOUR GLOVE

\$29.99

STYLE	SIZE	MATERIAL
LH: 909458 RH: 909459 CLH: 909460	S, M, ML, L, XL	100% Sheep Leather

- **PURFIT Tech** - Form-fitted construction and contoured wristband for ultimate comfort.
- **Feel** - Premium AAA cabretta leather (the highest grade).
- **Moisture Control** - Strategically placed micro-perforations provide breathability while the wrist sweatband wicks moisture away.
- **Premium Details** - Debossed crown logo and hidden woven labels provide an upgraded look.



01
White

PUR TECH GLOVE

\$24.99

STYLE	SIZE	MATERIAL
LH: 909461 RH: 909462 CLH: 909463	S, M, ML, L, XL	45% Sheep Leather, 44% Polyester, 9% Polyurethane, 2% Elastane

- **PURFIT Tech** - 4-way stretch mesh and contoured wristband provides a comfortable fit.
- **Feel** - Premium cabretta leather for a soft feel.
- **Breathability** - Strategically placed micro-perforations and knit insert yield extreme breathability and moisture control.
- **Premium Details** - Embossed logos and premium trims provide an upgraded look.



01
Black

STORMGRIP RAIN GLOVE PAIR

\$29.99

STYLE	SIZE	MATERIAL
909467	S, M, ML, L, XL	89% Polyester, 11% Elastane

- **Superior Grip** - StormGrip Suede provides maximum grip in wet conditions.
- **Dry Performance** - Suede palm and an added moisture membrane keep your hands dry even in the harshest conditions.
- **PURFIT Tech** - Lightweight mesh and form-fitted wristband provide exceptional comfort.




01
Black

STORMGRIP WINTER GLOVE PAIR

\$29.99

STYLE	SIZE	MATERIAL
909469	S, M, M/L, L, XL	89% Polyester, 11% Elastane

- **Superior Grip** - StormGrip Suede provides maximum grip in wet conditions.
- **Insulation** - Warm fleece lines the back of the glove to provide ultimate comfort and warmth.
- **Fit** - Lightweight mesh and form-fitted wrist cuffs provide exceptional comfort.



01
Black

COBRA WINTER MITTS

\$39.99

STYLE	SIZE	MATERIAL
909568	OSFA	100% Polyester

- **Insulation** - Warm fleece lines the back of the glove to provide ultimate comfort and warmth.
- **OSFA** - One Size Fits All.



01
Bright White



01
Bright White

WOMEN'S PUR TOUR GLOVE

\$29.99

STYLE	SIZE	MATERIAL
LH: 909500	S, M, ML, L, XL	100% Sheep Leather

- PURFIT Tech – Form-fitted construction and contoured wristband for ultimate comfort.
- Feel – Premium AAA Cabretta Leather (the highest grade).
- Moisture Control – Strategically placed micro-perforations provide breathability while the wrist sweatband wicks moisture away.
- Premium Details – Debossed crown logo and hidden woven labels provide an upgraded look.

WOMEN'S PUR TECH GLOVE

\$24.99

STYLE	SIZE	MATERIAL
LH: 909470 RH: 909471	S, M, L	48% Polyester, 42% Sheep Leather, 6% Polyurethane, 4% Elastane

- PURFIT Tech – 4-way stretch mesh and contoured wristband provides a comfortable fit.
- Feel – Premium Cabretta Leather for a soft feel.
- Breathability – Strategically placed micro-perforations and knit insert yield extreme breathability and moisture control.



01
Black



01
White

WOMEN'S STORMGRIP RAIN GLOVE PAIR

\$29.99

STYLE	SIZE	MATERIAL
909468	S, M, L	82% Polyester, 12% Polyurethane, 6% Elastane

- Superior Grip – StormGrip suede provides maximum grip in wet conditions.
- Dry Performance – Suede palm and an added moisture membrane keep your hands dry even in the harshest conditions.
- PURFIT Tech – Lightweight mesh and form-fitted wristband provide exceptional comfort.

YOUTH MICROGRIP FLEX GLOVE

\$14.99

STYLE	SIZE	MATERIAL
LH: 909474 RH: 909475	S, M, L	82% Polyester, 12% Polyurethane, 6% Elastane

- Durability – High-quality synthetic leather provides an exceptional feel while allowing for a longer lasting golf glove.
- Breathability – Strategically placed micro-perforations and lycra-mesh insert yield extreme breathability and moisture control.
- PURFIT Tech – Lightweight mesh and form-fitted wristband provide exceptional comfort.


01
Black

CROWN ROLLING CLUB BAG \$219.99

STYLE	SIZE	MATERIAL
909398	17" x 10.5" x 52"	Shell: 100% Polyester Lining: 100% Polyester

- Large main compartment with 2-way zip up.
- External pockets for extra storage.
- Multiple top and front grab/carry handles.
- ID card holder.
- Top and side carry handle.
- Durable heather material with Crown C branding.
- Oversize wheels for easy transition when traveling.


01
Black

CROWN BACKPACK \$99.99

STYLE	SIZE	MATERIAL
909399	12" x 18" x 6"	Shell: 99% Polyester, 1% Polyurethane Lining: 100% Polyester

- Main compartment with organized storage.
- Internal and external pockets for maximized storage.
- Front velcro pocket with organization.
- Valuables pocket.
- Two side pockets, one zippered and one slip pocket for beverages.
- External zippered pocket.
- Top grab handle and comfort shoulder straps.
- Slip through slot for easy stacking on rolling carry on.


01
Black

CROWN CARRY ON \$179.99

STYLE	SIZE	MATERIAL
909400	13" x 21.5" x 9.5"	Shell: 100% Polyester, Lining: 100% Polyester

- Carry on rolling luggage.
- Large main compartment with two-way zip and internal organization.
- External zippered pocket.
- Top and side carry handle.
- Retractable push-button handle system.
- Durable heather material with Crown C branding.


01
Black

MICROFIBER TOUR TOWEL \$39.99

STYLE	SIZE	MATERIAL
909599	OSFA	80% Polyester, 20% Polyamide

- Microfiber.
- Super-absorbent.
- Double-sided Cobra branding.
- Centre-slit for hanging.
- Care Instructions: Machine wash cold. Do not iron. Hang dry only. Do not bleach.


01
Black

MICROFIBER TRI-FOLD TOWEL \$34.99

STYLE	SIZE	MATERIAL
909600	OSFA	80% Polyester, 20% Polyamide

- Microfiber.
- Super-absorbent.
- Crown C Cobra branding.
- Carabiner clip.
- Care Instructions: Machine wash cold. Do not iron. Hang dry only. Do not bleach.


01
Black

CROWN C UMBRELLA \$99.99

STYLE	SIZE	MATERIAL
909598	OSFA	80% Polyester 20% Polyamide

- Reinforced fiberglass on primary, secondary, and tertiary ribs for durability.
- Anti-slip silicone tip.
- Cobra branding.

NOTES

NOTES

