

RAD
SPEED

DOING THINGS DIFFERENTLY
PRODUCT CATALOGUE 2021



cobra



DOING THINGS DIFFERENTLY

We are COBRA® Golf.

You may know us as the brand that's "Doing Things Differently™." But, differently only matters when it's better. We like to have fun, yes, ...but this company was born from a fundamental belief that there is always a better way waiting to be discovered, there is always a NEXT waiting to be revealed.

Bold talk, sure, but we believe that bold thought requires bolder action: saying it is easy, putting in the work, doing more than what's expected, and pushing further still is the only way that true innovation happens. That is where different leads to better.

Different also gives way to "firsts": Whether it's the first company to invent the utility club, to build clubs with graphite shafts, to mass-produce ONE-length irons or clubs with Smart technology. We lead our industry in sourcing materials, new shapes and new processes, all in the name of better.

At COBRA®, our approach will always be different -
BUT, WAIT TILL YOU SEE WHAT DIFFERENT DOES NEXT.

WE ARE COBRA® GOLF AND WE ARE NEXT ON THE TEE.

Here's to Doing Things Differently™.



04

DRIVERS

Driver Technology
RADSPEED™ Drivers
F-MAX™ Drivers

12

FAIRWAYS / HYBRIDS

Fairway Technology
RADSPEED™ Fairways
F-MAX™ Fairways
RADSPEED™ Hybrid
F-MAX™ Hybrid

24

IRONS

Iron Technology
RADSPEED™ Irons
Forged TEC Irons
KING™ Tour Irons
KING™ RF MB Irons
FMAX™ Irons

38

WEDGES

KING® Cobra Wedges
KING® MIM Wedges (Black)

42

WOMEN'S

RADSPEED™ Drivers
RADSPEED™ Fairways
RADSPEED™ Hybrids
RADSPEED™ Irons
F-MAX™ Drivers
F-MAX™ Fairways
F-MAX™ Hybrids
F-MAX™ Irons
T-RAIL™ Hybrid-Irons

54

PUTTERS

KING™ 3D Printed Putters
KING™ Vintage Putters

68

JUNIOR'S

RADSPEED™ Junior Driver

70

COBRA CONNECT™

72

COMPLETE SETS

F-MAX™
F-MAX™ Womens
Cobra® FLY-XL
Cobra® FLY-XL Womens

78

ACCESSORIES

Technology
Golf Bags
Hats
Gloves
Towel



RADIAL WEIGHTING



RADIAL WEIGHTING is the strategic placement of weight relative to the CG to optimize speed, forgiveness, and flight direction. By increasing the distance between the front and back weights, we've created a radical combination of ultra low spin, and extreme speed and forgiveness in one driver. The KING RADSPEED™.



+ EXTREME FRONT WEIGHTING

The RADSPEED™ driver frame features 32g positioned as forward as possible (20g of fixed weight and a 12g adjustable weight) to deliver ultra low spin and our fastest ball speeds. An additional 14 grams of weight positioned in the back (12g of fixed weight and a 2g adjustable weight) creates the perfect balance of front and back weighting for RAD speed & forgiveness.

+ EXTREME BACK WEIGHTING

The RADSPEED™ XB driver features 24g positioned in the back (18g of fixed weight and a 6g interchangeable weight) to create our most forgiving RADSPEED™ model. An additional 8g of fixed weight is positioned in the front to lower spin for the longest and fastest ball flights.





+ THIN-PLY CARBON CROWN

The Carbon Wrap Crown system features a new carbon fibre material that is 30% thinner, which creates another 6 grams of discretionary weight that can be repositioned to optimize performance.


X LIGHTER T-BAR CHASSIS

A refined T-Bar Speed Chassis design is 7 grams lighter, giving us even more discretionary weight to position mass within the frame to optimize performance.



+ CNC INFINITY FACE

An infinity edge face design expands the milled area by 95% to increase the zone of maximum ball speed.



RAD
SPEED

DRIVERS



+ RADSPEED™ DRIVER

The RADSPEED™ Driver features a compact shape (460cc) and forward biased RADIAL WEIGHTING with front to back adjustability to deliver the fastest ball speeds, lowest spin, and the most workability.

FRONT RADIAL WEIGHTING



COLOURS

BLACK / TURBO YELLOW

PEACOCK / RED





RAD X
SPEED

DRIVERS



+ **RADSPEED™ XB DRIVER**

The RADSPEED™ XB (Xtreme Back) Driver features an oversized shape (460cc) and back biased RADIAL WEIGHTING to deliver the fastest and straightest ball flight, low spin, and the most stability and forgiveness.

BACK RADIAL WEIGHTING



+ **RADSPEED™ XD DRIVER**

The RADSPEED™ XD (Xtreme Draw) Driver features an oversized shape (460cc) and heel biased internal RADIAL WEIGHTING to deliver the fastest and straightest ball flight with maximum slice-fighting capability.

HEEL RADIAL WEIGHTING



The RADSPEED™ Driver features a compact shape (460cc) and forward-biased RADIAL WEIGHTING with front to back adjustability to deliver the fastest ball speeds, lowest spin, and the most workability of the three models.



FORWARD-BIASED RADIAL WEIGHTING

The RADSPEED™ driver frame features 32g positioned as forward as possible (20g of fixed weight and a 12g adjustable weight) to deliver ultra low spin and our fastest ball speeds. An additional 14 grams of weight positioned in the back (12g of fixed weight and a 2g adjustable weight) creates the perfect balance of front and back weighting for RAD speed & forgiveness.

THIN-PLY CARBON WRAP CROWN

The Carbon Wrap Crown system features a new carbon fibre material that is 30% thinner which creates another 6 grams of discretionary weight that can be repositioned to optimize performance.

T-BAR CHASSIS

A refined T-Bar Speed Chassis design is 7 grams lighter, giving us even more discretionary weight to position more mass forward within the frame to decrease spin and increase ball speed.

CNC MILLED INFINITY FACE

An infinity edge face design expands the milled area by 95%, increasing the zone of maximum ball speed.



COBRA=CONNECT

This club is equipped with a COBRA CONNECT Smart Grip powered by Arccos Golf. Download the Arccos Caddie app to receive a FREE 90-day trial that will track your on-course performance and provides in-depth strokes gained analysis. See app for details.

LOFT	LOFT SETTINGS								LIE ANGLE	ADJUSTABILITY	W LENGTH	LENGTH	SWING WEIGHT/ SHAFT OFFERING	SHAFT FLEX	RH/LH
	-1.5°	-1°	-1°D	STD°	STD°D	+1°	+1°D	+1.5°							
9.0°	7.5°	8.0°	8.0°D	9.0°	9.0°D	10.0°	10.0°D	10.5°	57.50°	FRONT/BACK	45.50"	45.25"	F1, F3: D2.5 HZRDUS: D1.5	X, S, R	RH/LH
*9.0° TOUR LENGTH	7.5°	8.0°	8.0°D	9.0°	9.0°D	10.0°	10.0°D	10.5°	57.50°	FRONT/BACK	44.50"	44.25"	F3: D2.5	*X, S, R	RH/LH
10.5°	9.0°	9.5°	9.5°D	10.5°	10.5°D	11.5°	11.5°D	12.0°	58.50°	FRONT/BACK	45.50"	45.25"	F1, F3: D2.5 HZRDUS: D1.5	S, R, A	RH/LH
*10.5° TOUR LENGTH	9.0°	9.5°	9.5°D	10.5°	10.5°D	11.5°	11.5°D	12.0°	58.50°	FRONT/BACK	44.50"	44.25"	F3: D2.5	S, R, A	RH/LH

*X-flex Tour Length drivers custom only

GRIP	SHAFT	COLOURS
<ul style="list-style-type: none"> Lamkin Crossline (58+) Connect - Black 	<ul style="list-style-type: none"> Fujikura Motore X F3 (Mid/Mid): S (RH/LH), R (RH/LH) Project X HZRDUS RDX Blue (Mid/Low): X (RH/LH), S (RH/LH) Fujikura Motore X F1 (Low/Low): X (RH/LH), S (RH/LH)   	<ul style="list-style-type: none"> Turbo Yellow, Matte Black Red, Matte Peacoat

The RADSPEED™ XB (XTREME Back) Driver features an oversized shape (460cc) and back-biased RADIAL WEIGHTING to deliver the longest and most forgiving ball flight with low spin.



BACK-BIASED RADIAL WEIGHTING

The RADSPEED™ XB driver features 24g positioned in the back (18g of fixed weight and a 6g interchangeable weight) to create our most forgiving RADSPEED™ model. An additional 8g of fixed weight is positioned in the front to lower spin for the longest and fastest ball flights.

THIN-PLY CARBON WRAP CROWN

The Carbon Wrap Crown system features a new carbon fibre material that is 30% thinner which creates another 6 grams of discretionary weight that can be repositioned to optimize performance.

T-BAR CHASSIS

A refined T-Bar Speed Chassis design is 7 grams lighter, giving us even more discretionary weight to position more mass low and back within the frame to optimize forgiveness.

CNC MILLED INFINITY FACE

An infinity edge face design expands the milled area by 95%, increasing the zone of maximum ball speed.





COBRA CONNECT

This club is equipped with a COBRA CONNECT Smart Grip powered by Arccos Golf. Download the Arccos Caddie app to receive a FREE 90-day trial that will track your on-course performance and provides in-depth strokes gained analysis. See app for details.

LOFT	LOFT SETTINGS								LIE ANGLE	ADJUSTABILITY	LENGTH	LENGTH	SWING WEIGHT/ SHAFT OFFERING	SHAFT FLEX	RH/LH
	-1.5°	-1°	-1°D	STD°	STD°D	+1°	+1°D	+1.5°							
9.0°	7.5°	8.0°	8.0°D	9.0°	9.0°D	10.0°	10.0°D	10.5°	57.50°	FIXED BACK	46.00"	45.75"	F3: D3.5 HZRDUS: D2.5	X, S, R	RH/LH
*9.0° TOUR LENGTH	7.5°	8.0°	8.0°D	9.0°	9.0°D	10.0°	10.0°D	10.5°	57.50°	FIXED BACK	44.50"	44.25"	F3: D3.5	*X, S, R	RH/LH
10.5°	9.0°	9.5°	9.5°D	10.5°	10.5°D	11.5°	11.5°D	12.0°	58.50°	FIXED BACK	46.00"	45.75"	F3: D3.5 HZRDUS: D2.5 Riptide: D2.5 (A), D1.5 (R)	S, R, A	RH/LH
*10.5° TOUR LENGTH	9.0°	9.5°	9.5°D	10.5°	10.5°D	11.5°	11.5°D	12.0°	58.50°	FIXED BACK	44.50"	44.25"	F3: D3.5	S, R, A	RH/LH
12.0°	10.5°	11.0°	11.0°D	12.0°	12.0°D	13.0°	13.0°D	13.5°	59.50°	FIXED BACK	46.00"	45.75"	Riptide: D2.5 (A), D1.5 (R)	R, A	RH/LH

*X-flex Tour Length drivers custom only

GRIP	SHAFT	COLOURS
<ul style="list-style-type: none"> Lamkin Crossline (58+) Cobra Connect - Black 	<ul style="list-style-type: none"> Fujikura Motore X F3 (Mid/Mid): S (RH/LH), R (RH/LH) Project X HZRDUS RDX Blue (Mid/Low): X (RH/LH), S (RH/LH) Project X Even Flow Riptide (High/Mid): A (RH/LH), R (RH/LH) 	<ul style="list-style-type: none"> Turbo Yellow, Gloss Black Red, Matte Peacoat

The RADSPEED™ XD Driver features an oversized shape (460cc) and heel biased internal RADIAL WEIGHTING to deliver the fastest and straightest ball flight with maximum slice-fighting capability.



HEEL-BIASED RADIAL WEIGHTING

The RADSPEED™ XD driver features a 10g weight positioned in the heel to enable easier face closure for straighter, more draw biased drives. Another 18g is positioned in the back for extreme forgiveness while 8g is positioned forward to increase speed. This trio of weight positions together create our fastest and most forgiving draw biased driver.

THIN-PLY CARBON WRAP CROWN

The Carbon Wrap Crown system features a new carbon fibre material that is 30% thinner which creates another 6 grams of discretionary weight that can be repositioned to optimize performance.

T-BAR CHASSIS

A refined T-Bar Speed Chassis design is 7 grams lighter, giving us even more discretionary weight to position mass more heelward within the frame to create draw bias.

CNC MILLED INFINITY FACE

An infinity edge face design expands the milled area by 95%, increasing the zone of maximum ball speed.



COBRA=CONNECT

This club is equipped with a COBRA CONNECT Smart Grip powered by Arccos Golf. Download the Arccos Caddie app to receive a FREE 90-day trial that will track your on-course performance and provides in-depth strokes gained analysis. See app for details.

LOFT	LOFT SETTINGS	LIE ANGLE	ADJUSTABILITY	LENGTH	LENGTH	SWING WEIGHT/ SHAFT OFFERING	SHAFT FLEX	RH/LH
	-1.5° -1° -1°D STD° STD°D +1° +1°D +1.5°							
10.5°	9.0° 9.5° 9.5°D 10.5° 10.5°D 11.5° 11.5°D 12.0°	58.50°	FIXED BACK	46.00"	45.75"	F3: D3.5 Riptide: D2.5 (A), D1.5 (R)**	S, R, A	RH/LH
*12.0°	10.5° 11.0° 11.0°D 12.0° 12.0°D 13.0° 13.0°D 13.5°	59.50°	FIXED BACK	46.00"	45.75"	Riptide: D2.5 (A), D1.5 (R)	R, A	RH/LH

GRIP	SHAFT	COLOURS
<ul style="list-style-type: none"> Lamkin Crossline (58+) Cobra Connect - Black 	<ul style="list-style-type: none"> Fujikura Motore X F3 (Mid/Mid): S (RH/LH), R (RH/LH) Project X Even Flow Riptide (High/Mid): R (RH/LH), A (RH/LH) 	<ul style="list-style-type: none"> Turbo Yellow, Gloss Black Red, Matte Peacoat

*Custom order only

Our lightest driver is designed to help golfers with moderate swing speeds swing faster, easier.



LIGHTWEIGHT DESIGN

Our lightest driver is engineered using a lighter headweight, shaft and grip that generate more club speed and distance for golfers with moderate swing speeds.

CARBON CROWN

Using a carbon fibre crown saves 10 grams of discretionary weight to create a lighter head without sacrificing forgiveness.

BACK/HEEL WEIGHTING

Heel-biased weighting keeps drives in control and down the fairway more consistently.




OFFSET DESIGN

An offset hosel provides correction for rightward tendencies, allowing golfers to find more fairways effortlessly.

ALSO AVAILABLE IN STRAIGHT NECK

For those who prefer a traditional look at address with no offset, a straight-neck version is available.

LOFT	LOFTS	LIE ANGLE	WEIGHTING	LENGTH	SWING WEIGHT	SHAFT FLEX	RH/LH
F-MAX	OS: 9.5° (RH) 10.5° (RH/LH) 11.5° (RH) SN: 9.5° (RH) 10.5° (RH/LH) 11.5° (RH)	60.00°	BACK/HEEL	46.00"	D2	S, R, A	RH/LH

GRIP	SHAFT	COLOUR
· Lamkin REL 360 Midsize - Black 	· Cobra® Airspeed 40 	· Black/Blue 

RADIAL WEIGHTING



Radial Weighting is the strategic placement of weight relative to the CG to optimize speed, forgiveness, and flight direction from the fairway or off the tee.



- + **EXTREME FRONT WEIGHTING**
16 grams (in the RADSPEED™ model) are positioned as forward as possible to deliver a lower CG for ultra low spin, and our fastest ball speeds.



+ **CNC INFINITY FACE***

An infinity edge face design expands the milled area by 95% to increase the zone of maximum ball speed.

+ **THIN-PLY CARBON CROWN***

A carbon crown features a new carbon fibre material that is 30% thinner, which creates 6 grams of discretionary weight for engineers to strategically position internally to optimize performance.



+ **HOLLOW SPLIT RAILS**

Hollow rails in the front create 70% more flex from heel to toe for higher launch and faster ball speed.

*Fairway only

RAD
SPEED

FAIRWAYS



+ FAIRWAY

The RADSPEED™ fairway features a traditional shape with a balance of front & back RADIAL WEIGHTING (16g front + 7g back) to deliver low spin, with high launching trajectories for maximum distance off the tee and off the turf.

FRONT / BACK RADIAL WEIGHTING



+ BIG TOUR & TOUR FAIRWAYS

The RADSPEED™ Big Tour 3-wood features a slightly oversized profile, and front-biased (23g total) RADIAL WEIGHTING for the fastest ball speeds with low launch and spin. The Tour 5-wood features a tour compact profile for maximum workability.



FRONT RADIAL WEIGHTING



HEEL RADIAL WEIGHTING



+ DRAW FAIRWAY

The RADSPEED™ Draw fairway features heel-biased RADIAL WEIGHTING (16g internal) and a 7g back weight for medium spin, and maximum slice correction power for straighter ball flights.



RAD
SPEED

HYBRIDS



+ HYBRID

The RADSPEED™ Hybrid features front-biased internal RADIAL WEIGHTING (two 6g internal front weights) and an external back weight (7g) to deliver low spin with high launch and forgiveness.

RADIAL
WEIGHTING

7g



12g

+ ONE LENGTH HYBRID

The RADSPEED™ ONE Length Hybrid is designed for maximum consistency and accuracy in a shorter 37.5" setup. Can be used as a standalone hybrid or to complement the ONE Length irons in a combo set.



RADIAL
WEIGHTING

7g



12g

The RADSPEED™ fairway features a traditional shape and front-biased RADIAL WEIGHTING to deliver low spin, with high launching trajectories for greater stopping power into greens.



FRONT-BIASED RAD WEIGHTING

Two 8 gram internal front RAD weights (16g total) and a 7g back weight create a balance of front and back weighting that delivers ultra low spin with high launch and forgiveness.

HOLLOW SPLIT RAILS

Hollow rails in the front create 70% more flex from heel to toe for higher launch and more speed.

CNC MILLED INFINITY FACE

An infinity edge face design expands the milled area by 95%, increasing the zone of maximum ball speed.

THIN-PLY CARBON CROWN


A new carbon fibre material is 30% thinner and 6 grams lighter allowing for more flexibility to move weight forward to lower spin and increase speed.



COBRA=CONNECT

This club is equipped with a COBRA CONNECT Smart Grip powered by Arccos Golf. Download the Arccos Caddie app to receive a FREE 90-day trial that will track your on-course performance and provides in-depth strokes gained analysis. See app for details.

LOFT	LOFT SETTINGS								HEAD VOLUME	LIE ANGLE	LENGTH	LENGTH	SWING WEIGHT	SHAFT FLEX	RH/LH
	-1.5°	-1°	-1°D	STD°	STD°D	+1°	+1°D	+1.5°							
3W	13.0°	13.5°	13.5°D	14.5°	14.5°D	15.5°	15.5°D	16.0°	169cc	58.00°	43.25"	43.00"	D1	S, R, A	RH/LH
5W	17.0°	17.5°	17.5°D	18.5°	18.5°D	19.5°	19.5°D	20.0°	158cc	58.75°	42.75"	42.50"	D1	S, R, A	RH/LH
7W	21.0°	21.5°	21.5°D	22.5°	22.5°D	23.5°	23.5°D	24.0°	156cc	59.50°	42.25"	42.00"	D1	R, A	RH/LH

GRIP	SHAFT	COLOURS
<ul style="list-style-type: none"> Lamkin Crossline (58+) Cobra Connect - Black 	<ul style="list-style-type: none"> Fujikura Motore X F3 (Mid/Mid): S, R (RH/LH) Project X Even Flow Riptide (High/Mid): A (RH) 	<ul style="list-style-type: none"> Turbo Yellow/ Gloss Black Red/ Matte Peacoat

The RADSPEED™ Big Tour 3-wood features a slightly oversize profile, and front-biased internal and external RADIAL WEIGHTING for the lowest CG, lowest spin and fastest ball speeds.



FRONT-BIASED RAD WEIGHTING

16 grams of internal front RAD weighting plus a 7g front weight (23g total) delivers the lowest CG and ultra low spin for the fastest ball speed, and a lower, penetrating trajectory.

HOLLOW SPLIT RAILS

Hollow rails in the front create 70% more flex from heel to toe for higher launch and more speed.

CNC MILLED FACE

CNC milling is up to 5 times more precise than hand polishing and allows us to produce the most consistent face thickness and faster ball speed.

THIN-PLY CARBON CROWN

A new carbon fibre material is 30% thinner and 6 grams lighter allowing for more flexibility to move weight forward to lower spin and increase speed.



COBRA CONNECT

This club is equipped with a COBRA CONNECT Smart Grip powered by Arccos Golf. Download the Arccos Caddie app to receive a FREE 90-day trial that will track your on-course performance and provides in-depth strokes gained analysis. See app for details.

LOFT	LOFT SETTINGS								HEAD VOLUME	LIE ANGLE	LENGTH	LENGTH	SWING WEIGHT	SHAFT FLEX	RH/LH
	-1.5°	-1°	-1°D	STD°	STD°D	+1°	+1°D	+1.5°							
3W	12.0°	12.5°	12.5°D	13.5°	13.5°D	14.5°	14.5°D	15.0°	173cc	57.25°	43.25"	43.00"	D2	X, S	RH/*LH

*S shaft only

GRIP	SHAFT	COLOUR
<ul style="list-style-type: none"> Lamkin Crossline (58+) Cobra Connect - Black 	<ul style="list-style-type: none"> Fujikura Motore X F1 (Low/Low): X, S 	<ul style="list-style-type: none"> Turbo Yellow/ Matte Black

The RADSPEED™ Tour 5-wood features the most compact profile with front-biased RADIAL WEIGHTING for low spin, low launch and maximum workability.



FRONT-BIASED RAD WEIGHTING

16 grams of internal front RAD weighting plus a 7g front weight (23g total) delivers the lowest CG and ultra low spin for the fastest ball speed, and a lower, penetrating trajectory.

HOLLOW SPLIT RAILS

Hollow rails in the front create 70% more flex from heel to toe for higher launch and more speed.

CNC MILLED FACE

CNC milling is up to 5 times more precise than hand polishing and allows us to produce the most consistent face thickness and faster ball speed.

THIN-PLY CARBON CROWN

A new carbon fibre material is 30% thinner and 6 grams lighter allowing for more flexibility to move weight forward to lower spin and increase speed.



COBRA=CONNECT

This club is equipped with a COBRA CONNECT Smart Grip powered by Arccos Golf. Download the Arccos Caddie app to receive a FREE 90-day trial that will track your on-course performance and provides in-depth strokes gained analysis. See app for details.

LOFT	LOFT SETTINGS								HEAD VOLUME	LIE ANGLE	LENGTH	LENGTH	SWING WEIGHT	SHAFT FLEX	RH/LH
	-1.5°	-1°	-1°D	STD°	STD°D	+1°	+1°D	+1.5°							
5W	16.0°	16.5°	16.5°D	17.5°	17.5°D	18.5°	18.5°D	19.0°	148cc	58.50°	42.00"	41.75"	D2	*X, S	RH/LH

*Custom Only

GRIP	SHAFT	COLOUR
<ul style="list-style-type: none"> Lamkin Crossline (58+) Cobra Connect - Black 	<ul style="list-style-type: none"> Fujikura Motore X F1 (Low/Low): X, S 	<ul style="list-style-type: none"> Turbo Yellow/ Matte Black 



DRAW FAIRWAY

The RADSPEED™ Draw fairway features heel-biased internal RADIAL WEIGHTING and a back weight for medium spin, maximum forgiveness and slice-fighting capability.



HEEL-BIASED RAD WEIGHTING

16g of internal heel-biased RAD weighting and a 7g weight in the back creates medium spin for high launch, forgiveness and maximum slice correcting capability.

HOLLOW SPLIT RAILS

Hollow rails in the front create 70% more flex from heel to toe for higher launch and more speed.

CNC MILLED INFINITY FACE

An infinity edge face design expands the milled area by 95%, increasing the zone of maximum ball speed.

THIN-PLY CARBON CROWN

A new carbon fibre material is 30% thinner and 6 grams lighter allowing for more flexibility to move weight towards the heel to increase draw-bias.



COBRA CONNECT

This club is equipped with a COBRA CONNECT Smart Grip powered by Arccos Golf. Download the Arccos Caddie app to receive a FREE 90-day trial that will track your on-course performance and provides in-depth strokes gained analysis. See app for details.

LOFT	LOFT SETTINGS								HEAD VOLUME	LIE ANGLE	LENGTH	LENGTH	SWING WEIGHT	SHAFT FLEX	RH/LH
	-1.5°	-1°	-1°D	STD°	STD°D	+1°	+1°D	+1.5°							
3W	13.0°	13.5°	13.5°D	14.5°	14.5°D	15.5°	15.5°D	16.0°	169cc	59.00°	43.25"	43.00"	D0.5	S, R, A	RH/LH
5W	17.0°	17.5°	17.5°D	18.5°	18.5°D	19.5°	19.5°D	20.0°	158cc	59.75°	42.75"	42.50"	D0.5	S, R, A	RH/LH
7W	21.0°	21.5°	21.5°D	22.5°	22.5°D	23.5°	23.5°D	24.0°	156cc	60.50°	42.25"	42.00"	D0.5	R, A	RH

GRIP	SHAFT	COLOUR
<ul style="list-style-type: none"> Lamkin Crossline (58+) Cobra Connect - Black 	<ul style="list-style-type: none"> Project X Even Flow Riptide (High/Mid): S, R, A 	<ul style="list-style-type: none"> Turbo Yellow/ Gloss Black 

Our lightest fairway is designed to help golfers with moderate swing speeds swing faster, easier.



LIGHTWEIGHT DESIGN

A lighter overall club weight generates more club speed and distance for golfers with moderate swing speeds.

LIGHTER SHAFT

A 5 gram lighter shaft allows you to swing faster around your body using the same smooth tempo.

CARBON CROWN

Using a carbon fibre crown saves 10 grams of discretionary weight to create a lighter head without sacrificing forgiveness.

BACK/HEEL WEIGHTING


Heel-biased weighting keeps shots in control and down the fairway more consistently.

OFFSET DESIGN

An offset hosel provides a band aid for your slice, allowing you to find more fairways and greens effortlessly.

FAIRWAY	LOFT	LIE ANGLE	LENGTH	SWING WEIGHT	SHAFT FLEX	RH/LH
3W	16.0°	57.00°	43.00"	D0	S, R, A	RH/LH
5W	20.0°	58.00°	42.50"	D0	S, R, A	RH/LH
7W	23.0°	59.00°	42.00"	D0	*S, R, A	RH

*Custom Only

GRIP	SHAFT	COLOUR
<ul style="list-style-type: none"> Lamkin REL 360 Midsize- Black 	<ul style="list-style-type: none"> Cobra® Airspeed 50 (S, R) Cobra® Airspeed 45 (Lite) 	<ul style="list-style-type: none"> Black/Blue 

The RADSPEED™ Hybrid features front-biased internal RADIAL WEIGHTING and an external back weight to deliver low spin, high launch and forgiveness.



FRONT-BIASED RAD WEIGHTING

Two 6g internal front RAD weights (12g total) and a 7g back weight combine to deliver ultra low spin with high launch and forgiveness.

HOLLOW SPLIT RAILS

Hollow rails in the front create 70% more flex from heel to toe for higher launch and more speed.

FORGED FACE

A forged insert is thinner and more flexible to create faster ball speeds and higher launch for greater stopping power into greens.

BAFFLER RAILS

Two Baffle® sole rails prevent digging and allow the club to glide effortlessly out of tight lies, thick rough, and even bunkers.



COBRA CONNECT

This club is equipped with a COBRA CONNECT Smart Grip powered by Arccos Golf. Download the Arccos Caddie app to receive a FREE 90-day trial that will track your on-course performance and provides in-depth strokes gained analysis. See app for details.

CLUB	LOFT	HEAD VOLUME	LIE ANGLE	LENGTH	LENGTH	SWING WEIGHT	SHAFT FLEX	RH/LH
2H	17.0°	119cc	57.50°	41.75"	41.50"	D0	S, R	RH
3H	19.0°	119cc	58.00°	41.00"	40.75"	D0	S, R, A	RH/LH
4H	21.0°	119cc	58.50°	40.25"	40.00"	D0	S, R, A	RH/LH
5H	24.0°	119cc	59.00°	39.50"	39.25"	D0	S, R, A	RH/LH

GRIP	SHAFT	COLOUR
<p>Lamkin Crossline (58+) Cobra Connect - Black</p>	<p>UST Recoil 480 ESX</p>	<p>Turbo Yellow/ Gloss Black</p>

The RADSPEED™ ONE Length Hybrid is designed for maximum consistency and accuracy in a shorter setup that complements the ONE Length irons in a combo set.



FRONT-BIASED RAD WEIGHTING

Two 6g internal front RAD weights (12g total) and a 7g back weight combine to deliver ultra low spin with high launch and forgiveness.

HOLLOW SPLIT RAILS

Hollow rails in the front create 70% more flex from heel to toe for higher launch and more speed.

FORGED FACE

A forged insert is thinner and more flexible to create faster ball speeds and higher launch for greater stopping power into greens.

BAFFLER RAILS

Two Baffler® sole rails prevent digging and allow the club to glide effortlessly out of tight lies, thick rough, and even bunkers.



COBRA CONNECT

This club is equipped with a COBRA CONNECT Smart Grip powered by Arccos Golf. Download the Arccos Caddie app to receive a FREE 90-day trial that will track your on-course performance and provides in-depth strokes gained analysis. See app for details.

CLUB	LOFT	HEAD VOLUME	LIE ANGLE	LENGTH	LENGTH	SWING WEIGHT	SHAFT FLEX	RH/LH
3H	19.0°	119cc	63.00°	37.50"	37.25"	D0	S, R, *A	RH/LH
4H	21.0°	119cc	62.50°	37.50"	37.25"	D0	S, R, *A	RH/LH
5H	24.0°	119cc	62.00°	37.50"	37.25"	D0	S, R, *A	RH/LH

*Custom Only

GRIP	SHAFT	COLOUR
<ul style="list-style-type: none"> Lamkin Crossline (58+) Cobra Connect - Blue 	<ul style="list-style-type: none"> UST Recoil 480 ESX 	<ul style="list-style-type: none"> Red/Blue/ Gloss Black 

Our lightest hybrid is designed to help golfers with moderate swing speeds swing faster, easier.



LIGHTWEIGHT DESIGN

A lighter overall club weight generates more club speed and distance for golfers with moderate swing speeds.

LIGHTER SHAFT

A 5 gram lighter shaft allows you to swing faster around your body using the same smooth tempo.

BACK/HEEL WEIGHTING

Heel-biased weighting keeps shots in control and straight down the target line more consistently.

SHALLOW PROFILE

A shallow face profile lowers the CG for higher ball flights that land softly into greens.

OFFSET DESIGN

An offset hosel provides correction for rightward tendencies, allowing golfers to find more fairways and greens effortlessly.

HYBRID	LOFT	LIE ANGLE	LENGTH	SWING WEIGHT	SHAFT FLEX	RH/LH
3H	19.0°	59.00°	40.50"	C8	S, R, A	RH/LH
4H	22.0°	59.50°	39.75"	C8	S, R, A	RH/LH
5H	25.0°	60.00°	39.00"	C8	S, R, *A	RH/LH
6H	28.0°	60.50°	38.50"	C8	*S, R, *A	RH/LH
7H	31.0°	61.00°	38.00"	C8	*S, R, *A	RH

*Custom Only

GRIP	SHAFT	COLOUR
<ul style="list-style-type: none"> Lamkin Rel 360 Midsize- Black 	<ul style="list-style-type: none"> Cobra® Airspeed 50 (S, R) Cobra® Airspeed 45 (Lite) 	<ul style="list-style-type: none"> Black/Blue 

RAD
SPEED

IRON TECHNOLOGY

RADIAL WEIGHTING



Radial Weighting is the strategic placement of weight relative to the CG to optimize speed and forgiveness. The further away the mass is positioned from the CG, the better the performance.



+10g

+3g



X

EXTREME HEEL & TOE WEIGHTING

10g and 3g of mass is positioned on the toe and heel extremities to create the best combination of speed, low spin and stability for optimized performance.



+ TUNED RAD WEIGHTING

A 10g weight positioned low and in the toe area centers the CG and adds stability for more distance and forgiveness on off-centre hits.

+ FORGED PWRSHELL FACE

A forged face insert is made of a thin 17-4 stainless steel, and is designed to increase flex in and around the Sweet Spot for faster ball speed and higher launch.



3D PRINTED

+ 3D PRINTED MEDALLION

Cobra has pioneered the use of 3D printing in golf manufacturing. It offers unlimited complexity in design, allowing us to create an intricate lattice medallion structure that saves weight while fine-tuning feel.

The RADSPEED™ irons represent a significant leap forward in golf innovation. A breakthrough in weighting technology is combined with the first application of 3D printing in golf club design, setting the bar for performance and technology higher than ever before.



EXTREME HEEL AND TOE WEIGHTING

10g and 3g of mass is positioned on the toe and heel extremities to create the best combination of speed, low spin and stability for optimized performance.

TUNED RAD WEIGHTING

A 10g weight positioned low and in the toe area centers the CG and adds stability for more distance and forgiveness on off-centre hits.

FORGED PWRSHELL FACE

A forged face insert is made of a thin 17-4 stainless steel, and is designed to increase flex in and around the Sweet Spot for faster ball speed and higher launch.

3D PRINTED MEDALLION

3D printing offers unlimited complexity in design, allowing us to produce an intricate lattice medallion structure that saves weight and fine-tunes feel.



COBRA=CONNECT

This club is equipped with a COBRA CONNECT Smart Grip powered by Arccos Golf. Download the Arccos Caddy app to receive a FREE 90-day trial that will track your on-course performance and provides in-depth strokes gained analysis. See app for details.

CLUB	LOFT	LIE ANGLE	OFFSET	LENGTH	LENGTH	GRAPHITE SWING WEIGHT	STEEL SWING WEIGHT	GRAPHITE SHAFT FLEX	STEEL SHAFT FLEX	RH/LH
4	19.0°	62.00°	5.4	39.50"	39.25"	D0	D1	S, R, A	S, R	RH/LH
5	21.0°	62.50°	4.6	38.75"	38.50"	D0	D1	S, R, A	S, R	RH/LH
6	24.0°	63.00°	3.9	38.00"	37.75"	D0	D1	S, R, A	S, R	RH/LH
7	27.5°	63.50°	3.2	37.50"	37.25"	D0	D1	S, R, A	S, R	RH/LH
8	32.0°	64.00°	2.6	37.00"	36.75"	D0	D1	S, R, A	S, R	RH/LH
9	37.0°	64.50°	2.0	36.50"	36.25"	D0	D1	S, R, A	S, R	RH/LH
PW	42.5°	65.00°	1.5	36.25"	36.00"	D1	D2	S, R, A	S, R	RH/LH
GW	48.0°	65.00°	1.0	36.00"	35.75"	D2	D3	S, R, A	S, R	RH/LH
SW	54.0°	65.00°	1.0	35.75"	35.50"	D2	D3	S, R, A	S, R	RH/*LH

*Steel shaft only

STOCK SET COMPOSITION	GRIP	SHAFT	COLOUR
Combo Sets: 5H, 6-PW, GW (RH/LH; S, R & A flex) Iron Sets: 5-GW (RH/LH; S, R & A flex)	· Lamkin Crossline (58+) Cobra Connect - Black 	· Graphite: UST Recoil 460 ESX Steel: KBS Tour 90 	· Chrome, Black, Turbo Yellow 



ONE LENGTH IRONS

The RADSPEED™ ONE Length irons are packed with more technology than ever before to deliver more speed, distance, and consistency. Every iron is the same length (37.5"), allowing for one repeatable setup and swing, and less variables for more consistency.



EXTREME HEEL AND TOE WEIGHTING

10g and 3g of mass is positioned on the toe and heel extremities to create the best combination of speed, low spin and stability for optimized performance.

TUNED RAD WEIGHTING

A 10g weight positioned low and in the toe area centres the CG and adds stability for more distance and forgiveness on off-centre hits.

FORGED PWRSHELL FACE

A forged face insert is made of a thin 17-4 stainless steel, and is designed to increase flex in and around the Sweet Spot for faster ball speed and higher launch.

3D PRINTED MEDALLION

3D printing offers unlimited complexity in design, allowing us to produce an intricate lattice medallion structure that saves weight and fine-tunes feel.



COBRA CONNECT

This club is equipped with a COBRA CONNECT Smart Grip powered by Arccos Golf. Download the Arccos Caddie app to receive a FREE 90-day trial that will track your on-course performance and provides in-depth strokes gained analysis. See app for details.

CLUB	LOFT	LIE ANGLE	OFFSET	LENGTH	LENGTH	GRAPHITE SWING WEIGHT	STEEL SWING WEIGHT	GRAPHITE SHAFT FLEX	STEEL SHAFT FLEX	RH/LH
4	19.5°	65.00°	6.0	37.50"	37.25"	D0	D1	S, R, A	S, R	RH/LH
5	22.0°	64.50°	5.1	37.50"	37.25"	D0	D1	S, R, A	S, R	RH/LH
6	24.5°	64.00°	4.2	37.50"	37.25"	D0	D1	S, R, A	S, R	RH/LH
7	27.5°	63.50°	3.2	37.50"	37.25"	D0	D1	S, R, A	S, R	RH/LH
8	32.0°	63.00°	2.6	37.50"	37.25"	D0	D1	S, R, A	S, R	RH/LH
9	37.0°	62.50°	2.0	37.50"	37.25"	D0	D1	S, R, A	S, R	RH/LH
PW	42.5°	62.00°	1.5	37.50"	37.25"	D1	D2	S, R, A	S, R	RH/LH
GW	48.0°	61.50°	1.0	37.50"	37.25"	D1	D2	S, R, A	S, R	RH/LH
SW	54.0°	61.50°	0.5	37.50"	37.25"	D1	D2	*S, R, *A	S, R	RH/LH

*Custom only

STOCK SET COMPOSITION	GRIP	SHAFT	COLOUR
Combo Sets: 5H, 6-PW, GW (RH/LH; R flex) Iron Sets: 5-GW (RH/LH; S & R flex)	Lamkin Crossline (58+) Cobra Connect - Blue 	Graphite: UST Recoil 460 ESX (4-9i), UST Recoil 480 ESX (PW-SW) Steel: KBS Tour 80 (4-6i), Tour 90 (7-9i), Tour 120 (PW-SW) 	Chrome, Red, Blue 

Classic looks fuse with modern technology to unleash a blend of distance and playability in a compact muscle back shape preferred by better players.



FOAM INFUSED CORE

A hollow cavity is infused with foam microspheres that fine-tune acoustics and create a softer feel.

PWRSHELL FACE

For the first time in a players iron, a forged face insert creates a larger sweet zone for higher launch and faster ball speed in a compact shape.

TUNGSTEN WEIGHTING

Tungsten toe weighting centres the CG behind the hitting zone to maximize distance and precision, even on off-centre hits.



COBRA=CONNECT

This club is equipped with a COBRA CONNECT Smart Grip powered by Arccos Golf. Download the Arccos Caddie app to receive a FREE 90-day trial that will track your on-course performance and provides in-depth strokes gained analysis. See app for details.

CLUB	LOFT	LIE ANGLE	OFFSET	W LENGTH	LENGTH	GRAPHITE SWING WEIGHT	STEEL SWING WEIGHT	GRAPHITE SHAFT FLEX	STEEL SHAFT FLEX	RH/LH
3	19.0°	60.50°	4.0	39.50"	39.25"	*C9	D2	*X, S, R	S, R	RH/LH
4	21.0°	61.50°	3.8	39.00"	38.75"	*C9	D2	*X, S, R	S, R	RH/LH
5	23.0°	62.00°	3.6	38.50"	38.25"	*C9	D2	*X, S, R	S, R	RH/LH
6	26.0°	62.50°	3.3	38.00"	37.75"	*C9	D2	*X, S, R	S, R	RH/LH
7	29.5°	63.00°	3.0	37.50"	37.25"	*C9	D2	*X, S, R	S, R	RH/LH
8	34.0°	63.50°	2.6	37.00"	36.75"	*C9	D2	*X, S, R	S, R	RH/LH
9	39.0°	64.00°	2.2	36.50"	36.25"	*C9	D2	*X, S, R	S, R	RH/LH
PW	44.0°	64.50°	1.8	36.25"	36.00"	*D0	D3	*X, S, R	S, R	RH/LH
GW	49.0°	64.50°	1.4	36.00"	35.75"	*D0	D3	*X, S, R	S, R	RH/LH

*Graphite custom only
*X-flex custom only

STOCK SET COMPOSITION	GRIP	SHAFT	COLOUR
<ul style="list-style-type: none"> 4-PW (RH/LH) 	<ul style="list-style-type: none"> Lamkin Crossline Connect - Black 	<ul style="list-style-type: none"> Steel: KBS S-Taper Lite (115-Stiff, 110-Reg) *Graphite: Project X Catalyst 80 (X, S), Catalyst 60 (R) 	<ul style="list-style-type: none"> Satin Chrome

The same Forged TEC now in a striking new copper finish that was hand-picked by Rickie Fowler. The Forged TEC Copper irons are packed with technology and look and perform unlike anything else on the market.



HOLLOW CONSTRUCTION

A classic, muscle back shape conceals an unassuming hollow core that delivers low CG and controlled distance for maximum playability.

FOAM INFUSED CORE

A hollow cavity is infused with foam microspheres that fine-tune acoustics and create a softer feel.

PWRSHELL FACE

A forged face insert creates a larger sweet zone for higher launch and faster ball speed in a compact shape.

TUNGSTEN WEIGHTING

Tungsten toe weighting centres the CG behind the hitting zone to maximize distance and precision, even on off-centre hits.



COBRA CONNECT™

Track your accuracy and distance using the Arccos Caddie app on your Smart Device.

CLUB	LOFT	LIE ANGLE	OFFSET	GRAPHITE LENGTH	STEEL LENGTH	GRAPHITE SWING WEIGHT	STEEL SWING WEIGHT	GRAPHITE SHAFT FLEX	STEEL SHAFT FLEX	RH/LH
3	19.0°	60.50°	4.0	39.50"	39.25"	*C9	D2	*X, S, R	S, R	RH/LH
4	21.0°	61.50°	3.8	39.00"	38.75"	*C9	D2	*X, S, R	S, R	RH/LH
5	23.0°	62.00°	3.6	38.50"	38.25"	*C9	D2	*X, S, R	S, R	RH/LH
6	26.0°	62.50°	3.3	38.00"	37.75"	*C9	D2	*X, S, R	S, R	RH/LH
7	29.5°	63.00°	3.0	37.50"	37.25"	*C9	D2	*X, S, R	S, R	RH/LH
8	34.0°	63.50°	2.6	37.00"	36.75"	*C9	D2	*X, S, R	S, R	RH/LH
9	39.0°	64.00°	2.2	36.50"	36.25"	*C9	D2	*X, S, R	S, R	RH/LH
PW	44.0°	64.50°	1.8	36.25"	36.00"	*D0	D3	*X, S, R	S, R	RH/LH
GW	49.0°	64.50°	1.4	36.00"	35.75"	*D0	D3	*X, S, R	S, R	RH/LH

*Graphite shafts custom only

STOCK SET COMPOSITION	GRIP	SHAFT	COLORS
<ul style="list-style-type: none"> 4-PW (RH/LH) 	<ul style="list-style-type: none"> Lamkin Crossline Connect - Black 	<ul style="list-style-type: none"> Steel: KBS S-Taper Lite (S-110g, R-110g) Graphite: Project X Catalyst 80 (X-85g, S-85g), Catalyst 60 (R-68g)  	<ul style="list-style-type: none"> Satin Copper 

*Graphite custom only

Engineered to deliver distance, consistency and playability in a compact muscle back shape preferred by better players.



CONSISTENT SET UP & SWING

Every club at 7-iron length promotes one repeatable setup and swing for more consistency club to club.

MATCHING HEAD WEIGHTS

Matching 7-iron head weights and swing weights in every iron create consistent feel through the set.

OPTIMIZED LIE ANGLES

Fine tuned lie angles optimize trajectories in the long irons, mid-irons and wedges.

PROGRESSIVE SHAFT WEIGHTS

Lighter long iron shafts encourage easy launch while heavier wedge shafts promote more control into and around the green.



COBRA CONNECT

This club is equipped with a COBRA CONNECT Smart Grip powered by Arccos Golf. Download the Arccos Caddie app to receive a FREE 90-day trial that will track your on-course performance and provides in-depth strokes gained analysis. See app for details.

CLUB	LOFT	LIE ANGLE	OFFSET	LENGTH	LENGTH	GRAPHITE SWING WEIGHT	STEEL SWING WEIGHT	GRAPHITE SHAFT FLEX	STEEL SHAFT FLEX	RH/LH
4	21.0°	64.50°	4.4	37.50"	37.25"	*C9	D2	*X, S, R	S, *R	RH/LH
5	23.0°	64.00°	4.0	37.50"	37.25"	*C9	D2	*X, S, R	S, *R	RH/LH
6	26.0°	63.50°	3.5	37.50"	37.25"	*C9	D2	*X, S, R	S, *R	RH/LH
7	29.5°	63.00°	3.0	37.50"	37.25"	*C9	D2	*X, S, R	S, *R	RH/LH
8	34.0°	62.50°	2.6	37.50"	37.25"	*C9	D2	*X, S, R	S, *R	RH/LH
9	39.0°	62.00°	2.2	37.50"	37.25"	*C9	D2	*X, S, R	S, *R	RH/LH
PW	44.0°	61.50°	1.8	37.50"	37.25"	*C9	D2	*X, S, R	S, *R	RH/LH
GW	49.0°	61.50°	1.4	37.50"	37.25"	*C9	D2	*X, S, R	S, *R	RH/LH

*Graphite custom only
*X-flex custom only
* Steel R-flex custom only

STOCK SET COMPOSITION	GRIP	SHAFT	COLOUR
· 4-PW (RH/LH)	· Lamkin Crossline Connect - Blue 	· Steel: KBS \$-Taper Lite (115-Stiff, 110-Reg, 120-Wedge) · Graphite: Project X Catalyst 80 (X, S), Catalyst 60 (R) 	· Satin Chrome 

When forging or casting couldn't deliver the soft feel we sought after, we introduced a new process. The new KING Tour irons are the first irons created using Metal Injection Molding (MIM) Technology, the most precise way to make a precision iron.



MIM CONSTRUCTION

The Metal Injection Molding (MIM) process delivers the most precise shapes and exceptionally soft feel.

TUNGSTEN WEIGHTING

A tungsten toe weight centres the CG behind the hitting zone to give you the purest, most precise shots with added stability to keep the ball on-target.

TPU INSERT

A thermoplastic polyurethane (TPU) insert positioned behind the hitting zone damps vibrations for a buttery soft feel at impact.



COBRA=CONNECT

This club is equipped with a COBRA CONNECT Smart Grip powered by Arccos Golf. Download the Arccos Caddie app to receive a FREE 90-day trial that will track your on-course performance and provides in-depth strokes gained analysis. See app for details.

CLUB	LOFT	LIE ANGLE	OFFSET	GRAPHITE LENGTH	STEEL LENGTH	GRAPHITE SWING WEIGHT	STEEL SWING WEIGHT	GRAPHITE SHAFT FLEX	STEEL SHAFT FLEX	RH/LH
3	20.0°	60.50°	3.8	39.50"	39.25"	D2	S	RH/LH	S	RH/LH
4	23.0°	61.00°	3.4	39.00"	38.75"	D2	S	RH/LH	S	RH/LH
5	26.0°	61.50°	3.1	38.50"	38.25"	D2	S	RH/LH	S	RH/LH
6	29.0°	62.00°	2.9	38.00"	37.75"	D2	S	RH/LH	S	RH/LH
7	33.0°	62.50°	2.5	37.50"	37.25"	D2	S	RH/LH	S	RH/LH
8	37.0°	63.00°	2.3	37.00"	36.75"	D2	S	RH/LH	S	RH/LH
9	41.0°	63.50°	2.1	36.50"	36.25"	D2	S	RH/LH	S	RH/LH
PW	45.0°	64.00°	1.9	36.25"	36.00"	D3	S	RH/LH	S	RH/LH
GW	50.0°	64.00°	1.9	36.00"	35.75"	D3	S	RH/LH	S	RH/LH

STOCK SET COMPOSITION	GRIP	SHAFT	COLOUR
4-PW (RH/LH)	Lamkin Crossline Connect - Black	KBS S-Taper 120	Chrome

When forging or casting couldn't deliver the soft feel we sought after, we introduced a new process. The new KING Tour irons are the first irons created using Metal Injection Molding (MIM) Technology, the most precise way to make a precision iron. A new copper finish is available to complement the chrome to suit different preferences in aesthetic.



MIM CONSTRUCTION

Metal injection molding (MIM) process delivers precise shaping and exceptionally soft feel.

TUNGSTEN WEIGHTING

Tungsten toe weighting centres the CG behind the hitting zone to maximize distance and precision, even on off-centre hits.

TPU INSERT

A thermoplastic polyurethane (TPU) insert positioned behind the hitting zone damps vibrations for a softer, yet solid feel at impact.

COBRA CONNECT™

Track your accuracy and distance using the Arccos Caddie app on your Smart Device.



CLUB	LOFT	LIE ANGLE	OFFSET	HEAD LENGTH	LENGTH	STEEL SWING WEIGHT	STEEL SHAFT FLEX	RH/LH
3	21.0°	60.50°	4.0	39.50"	39.25"	D2	S	RH/LH
4	24.0°	61.00°	3.8	39.00"	38.75"	D2	S	RH/LH
5	27.0°	61.50°	3.6	38.50"	38.25"	D2	S	RH/LH
6	30.0°	62.00°	3.3	38.00"	37.75"	D2	S	RH/LH
7	34.0°	62.50°	3.0	37.50"	37.25"	D2	S	RH/LH
8	38.0°	63.00°	2.6	37.00"	36.75"	D2	S	RH/LH
9	42.0°	63.50°	2.2	36.50"	36.25"	D2	S	RH/LH
PW	46.0°	64.00°	1.8	36.25"	36.00"	D3	S	RH/LH
GW	50.0°	64.00°	1.4	36.00"	35.75"	D3	S	RH/LH

STOCK SET COMPOSITION	GRIP	SHAFT	COLORS
<ul style="list-style-type: none"> 4-PW (RH) 	<ul style="list-style-type: none"> Lamkin Crossline Connect - Black 	<ul style="list-style-type: none"> KBS S-Taper 120 (S-120g, R-110g) *Graphite available in custom only (Taper Tip Only) 	<ul style="list-style-type: none"> Copper 

The KING RF Forged MB irons feature a signature shape that is designed by Rickie Fowler and Cobra Golf. A 5-step forging process produces the soft feel better players desire, while the sharp edges, thin topline and little to no offset are designed specifically to suit Rickie's eye. The "RF" logo is included for a special touch as Rickie's stamp of approval.



5-STEP FORGING

Each iron is forged 5 times from a block of 1025 carbon steel to deliver the softest feel desired by the best players.

TUNGSTEN TOE WEIGHTING

A Tungsten weight is positioned out on the toe to centre the CG behind the sweet spot for the purest and most precise shots with added stability.

COPPER FINISH



A rich copper finish was hand selected by Rickie Fowler as a finishing touch to make these irons truly one of a kind.

COBRA CONNECT™

This club is equipped with a COBRA CONNECT Smart Grip powered by Arccos Golf. Download the Arccos caddie app to receive a FREE 90-day trial and start tracking your on-course performance and strokes gained.



CLUB	LOFT	LIE ANGLE	OFFSET	LENGTH	LENGTH	STEEL SWING WEIGHT	STEEL SHAFT FLEX	RH/LH
4	24.0°	61.00°	2.3	39.00"	38.75"	D2	S	RH
5	27.0°	61.50°	2.0	38.50"	38.25"	D2	S	RH
6	30.0°	62.00°	1.8	38.00"	37.75"	D2	S	RH
7	34.0°	62.50°	1.5	37.50"	37.25"	D2	S	RH
8	38.0°	63.00°	1.3	37.00"	36.75"	D2	S	RH
9	42.0°	63.50°	1.3	36.50"	36.25"	D2	S	RH
PW	46.0°	64.00°	1.3	36.25"	36.00"	D3	S	RH

STOCK SET COMPOSITION	GRIP	SHAFT	COLORS
<ul style="list-style-type: none"> 4-PW (RH) 	<ul style="list-style-type: none"> Lamkin Crossline (58+) Connect - Black 	<ul style="list-style-type: none"> Steel: KBS C-Taper 120 *Graphite available in custom only (Taper Tip Only) 	<ul style="list-style-type: none"> Copper 

F-MAX IRONS

Our lightest irons are designed to help golfers with moderate swing speeds swing faster, easier.



LIGHTWEIGHT DESIGN

A lighter overall club weight generates more club speed and distance for golfers with moderate swing speeds.

LIGHTER SHAFT

A 5 gram lighter shaft allows you to swing faster around your body using the same smooth tempo.

LOW PROFILE/DEEP UNDERCUT

A low profile, cavity back design with greater lofts will help golfers launch it higher and longer, effortlessly.

STRATEGIC WEIGHTING




Heel-biased weighting keeps shots in control and straight down the target line more consistently for more GIR's & birdie opportunities.

PROGRESSIVE CONSTRUCTION

Progressive hosel lengths and progressive offset through the set improve launch and accuracy in the long irons, mid irons and wedges.

CLUB	LOFT	LIE ANGLE	OFFSET	GRAPHITE LENGTH	STEEL LENGTH	GRAPHITE SWING WEIGHT	STEEL SWING WEIGHT	GRAPHITE SHAFT FLEX	STEEL SHAFT FLEX	RH/LH
4	22.0°	62.50°	6.6	39.25"	39.25"	C8	D0	*R, A	S, R	RH/LH
5	25.0°	62.50°	5.9	38.50"	38.50"	C8	D0	*R, A	S, R	RH/LH
6	28.0°	62.50°	5.2	37.75"	37.75"	C8	D0	*R, A	S, R	RH/LH
7	31.5°	62.50°	4.5	37.25"	37.25"	C8	D0	*R, A	S, R	RH/LH
8	35.5°	63.00°	3.8	36.75"	36.75"	C8	D0	*R, A	S, R	RH/LH
9	40.0°	63.50°	3.1	36.25"	36.25"	C8	D0	*R, A	S, R	RH/LH
PW	45.0°	64.00°	2.4	36.00"	36.00"	C8	D0	*R, A	S, R	RH/LH
GW	50.0°	64.00°	1.7	35.75"	35.75"	C9	D1	*R, A	S, R	RH/LH
SW	55.0°	64.00°	1.0	35.50"	35.50"	C9	D1	*R, A	S, R	RH/LH

*Graphite iron sets
RH only

STOCK SET COMPOSITION	GRIP	SHAFT	COLOUR
<ul style="list-style-type: none"> 4H, 5H, 6-PW (Graphite Reg) 5-GW (Steel) 	<ul style="list-style-type: none"> Lamkin REL 360 Midsize - Black 	<ul style="list-style-type: none"> Graphite: Cobra Airspeed 50 (S, R), Airspeed 45 (A) Steel: Cobra Airspeed (S, R) 	<ul style="list-style-type: none"> Chrome/Black/Blue 

The next generation Cobra T-Rail hybrid irons feature all new Baffler Hollow Split Rails to deliver enhanced speed, launch, and distance to help you experience the easiest golf of your life.



HOLLOW CONSTRUCTION

A hollow design through the set delivers effortless launch and distance in the long irons to the wedges.

BAFFLER HOLLOW SPLIT RAILS

Hollow rails in the front create up to 70% more flex on the sole right behind the face to deliver high launch and more speed while maintaining excellent turf interaction from the signature Baffler rail design.

FORGED E9 FACE

A high strength steel face is designed with variable thickness E9 Technology to ensure no distance is left behind, even on off-center hits.

4 HYBRID IN THE SET



A 4-hybrid launches higher and is more forgiving than a 4-iron, making longer approach shots not just easier, but much more consistent.

T-RAIL HYBRID	LOFT	LIE ANGLE	GRAPHITE LENGTH	GRAPHITE SWING WEIGHT	FLEX	RH/LH
*4H	20.0°	58.50°	39.75"	C8	S, R, A	RH/LH
*5H	23.0°	59.00°	39.00"	C8	S, R, A	RH/LH
*6H	26.0°	59.50°	38.50"	C8	S, R, A	RH/LH

*Hybrids also available individually; 6H available in a combo set through custom

CLUB	LOFT	LIE ANGLE	OFFSET	GRAPHITE LENGTH	GRAPHITE SWING WEIGHT	GRAPHITE SHAFT FLEX	STEEL SHAFT FLEX	RH/LH
4	20.0°	61.00°	4.2	39.25"	C8	S, R, A	S, R	RH/LH
5	23.0°	61.50°	3.8	38.50"	C8	S, R, A	S, R	RH/LH
6	26.0°	62.00°	3.4	37.75"	C8	S, R, A	S, R	RH/LH
7	29.0°	62.50°	3.0	37.25"	C8	S, R, A	S, R	RH/LH
8	34.0°	63.00°	2.6	36.75"	C8	S, R, A	S, R	RH/LH
9	39.0°	63.50°	2.2	36.25"	C8	S, R, A	S, R	RH/LH
PW	44.0°	64.00°	1.8	36.00"	C8	S, R, A	S, R	RH/LH
*GW	50.0°	64.50°	1.4	35.75"	C8	S, R, A	S, R	RH/LH
*SW	56.0°	65.00°	1.0	35.5"	C8	S, R, A	S, R	RH/LH

*Available through custom

STOCK SET COMPOSITION	GRIP	SHAFT	COLORS
<ul style="list-style-type: none"> 4H, 5H, 6-PW (RH/LH) 	<ul style="list-style-type: none"> Lamkin Crossline - Black 	<ul style="list-style-type: none"> Graphite: Cobra Ultralite 50 (S-55g, R-55g), Ultralite 45 (A-55g)  <p>*Steel custom only</p>	<ul style="list-style-type: none"> Chrome with Black PVD / Black / Blue

KING[®] UTILITY IRONS

Classic looks fuse with modern technology in a utility iron that blends distance and playability in a muscle back shape preferred by better players.



HOLLOW CONSTRUCTION

A classic, muscle back shape conceals an unassuming hollow core that delivers low CG and controlled distance for maximum playability.

TUNGSTEN WEIGHTING

Tungsten toe weighting centres the CG behind the hitting zone to maximize distance and precision, even on off-centre hits.

MYFLY8 TECHNOLOGY



Eight easily adjustable loft settings help you manage trajectory and fine-tune launch to maximize distance.



COBRA CONNECT

This club is equipped with a COBRA CONNECT Smart Grip powered by Arccos Golf. Download the Arccos Caddie app to receive a FREE 90-day trial that will track your on-course performance and provides in-depth strokes gained analysis. See app for details.

LOFT	LOFT SETTINGS								LIE ANGLE	OFFSET	GRAPHITE LENGTH	LENGTH	GRAPHITE SWING WEIGHT	STEEL SWING WEIGHT	GRAPHITE SHAFT FLEX	STEEL SHAFT FLEX	RH/LH
	-1.5°	-1°	-1°D	STD°	STD°D	+1°	+1°D	+1.5°									
2U	16.0°	16.5°	16.5°D	17.5°	17.5°D	18.5°	18.5°D	19.0°	59.75°	3.1	40.00"	39.75"	D1	D2	S	S	RH
3U	18.0°	18.5°	18.5°D	19.5D°	19.5°D	20.5°	20.5°D	21.0°	61.75°	3.1	39.25"	39.00"	D1	D2	S	S	RH/LH
4U	21.0°	21.5°	21.5°D	22.5°	22.5°D	23.5°	23.5°D	24.0°	62.75°	2.7	38.75"	38.50"	D1	D2	S	S, R	RH/LH

GRIP	SHAFT	COLOUR
<ul style="list-style-type: none"> Lamkin Crossline Connect - Black 	<ul style="list-style-type: none"> KBS S-Taper Lite Project X Catalyst 60 (R), 80 (X, S) 	<ul style="list-style-type: none"> Satin Chrome 

Engineered to deliver distance, consistency and forgiveness at 7-iron length (37.50") to blend seamlessly with a ONE Length iron set.



CONSISTENT SET UP & SWING

Every club at 7-iron length promotes one repeatable setup and swing for more consistency club to club.

HOLLOW CONSTRUCTION

A classic, muscle back shape conceals an unassuming hollow core that delivers low CG and controlled distance for maximum playability.

TUNGSTEN WEIGHTING

Tungsten toe weighting centres the CG behind the hitting zone to maximize distance and precision, even on off-centre hits.

MYFLY8 TECHNOLOGY

Eight easily adjustable loft settings help you manage trajectory and fine-tune launch to maximize distance.



COBRA=CONNECT

This club is equipped with a COBRA CONNECT Smart Grip powered by Arccos Golf. Download the Arccos Caddy app to receive a FREE 90-day trial that will track your on-course performance and provides in-depth strokes gained analysis. See app for details.

LOFT	LOFT SETTINGS								LIE ANGLE	OFFSET	GRAPHITE LENGTH	STEEL LENGTH	GRAPHITE SWING WEIGHT	STEEL SWING WEIGHT	GRAPHITE SHAFT FLEX	STEEL SHAFT FLEX	RH/LH
	-1.5°	-1°	-1°D	STD°	STD°D	+1°	+1°D	+1.5°									
*2U	18.0°	18.5°	18.5°D	19.5D°	19.5°D	20.5°	20.5°D	21.0°	62.50°	3.1"	37.50"	37.25"	D1	D2	X, S, R	S, R	RH
3U	21.0°	21.5°	21.5°D	22.5°	22.5°D	23.5°	23.5°D	24.0°	62.50°	2.7"	37.50"	37.25"	D1	D2	X, S, R	S, R	RH/LH
*4U	24.0°	24.5°	24.5°D	25.5°	25.5°D	26.5°	26.5°D	27.0°	62.50°	2.7"	37.50"	37.25"	D1	D2	X, S, R	S, R	RH

*Custom only

GRIP	SHAFT	COLOUR
<ul style="list-style-type: none"> Lamkin Crossline Connect - Blue 	<ul style="list-style-type: none"> KBS S-Taper Lite Project X Catalyst 60 (R), 80 (X, S) 	<ul style="list-style-type: none"> Satin Chrome 



UNIVERSAL

The KING COBRA Wedge features a throwback KING COBRA logo to pay homage to the history and evolution of the brand. The wedge features a new SNAKEBITE groove design that is engineered to maximize spin and produce more BITE around the greens.



*Traditional grooves on 48 to 54 degree wedges

*Full face grooves on 56, 58, and 60 only

SNAKEBITE GROOVE TECHNOLOGY

A new groove design utilizes a re-engineered cutting method that tightens groove tolerances to maximize the groove volume and sharpen the edges to deliver maximum spin to the ball.

3 GRINDS: VERSATILE, CLASSIC, WIDELOW

The "versatile" grind features toe, heel and trailing edge relief, the "classic" grind features a progressive sole width from heel to toe, and the "widelow" grind features a wide sole with reduced bounce.

PROGRESSIVE FACE GROOVES

Traditional grooves on the 50, 52, and 54 degree lofts optimize spin while full face grooves on the 56, 58, and 60 degree lofts provides maximum spin performance on shots with an open face.

PROGRESSIVE SPIN TECHNOLOGY

The stronger lofts (50-54) feature narrower, tighter grooves and the weaker lofts (56-60) feature wide, shallower grooves for max spin and consistent trajectories between lofts.



COBRA CONNECT™

Download the Arccos app and pair your clubs to start tracking your on-course performance.

LOFT	BOUNCE	GRIND	LIE ANGLE	OFFSET	STEEL LENGTH	STEEL LENGTH	SWING WEIGHT	SHAFT FLEX	RH/LH
48.0°	8.0°	VERSATILE	64.00°	1.0	36.00"	35.75"	D2	STIFF	RH
50.0°	8.0°	VERSATILE	64.00°	1.0	36.00"	35.75"	D1	STIFF	RH
52.0°	8.0°	VERSATILE	64.00°	1.0	36.00"	35.75"	D3	STIFF	RH/LH
52.0°	12.0°	CLASSIC	64.00°	1.0	36.00"	35.75"	D3	STIFF	RH
54.0°	10.0°	VERSATILE	64.00°	1.0	35.75"	35.50"	D4	STIFF	RH
56.0°	7.0°	WIDELOW	64.00°	1.0	35.75"	35.50"	D4	STIFF	RH
56.0°	10.0°	VERSATILE	64.00°	1.0	35.75"	35.50"	D4	STIFF	RH/LH
56.0°	12.0°	CLASSIC	64.00°	1.0	35.75"	35.50"	D4	STIFF	RH
58.0°	6.0°	WIDELOW	64.00°	1.0	35.50"	35.25"	D4	STIFF	RH
58.0°	8.0°	VERSATILE	64.00°	1.0	35.50"	35.25"	D4	STIFF	RH
60.0°	4.0°	WIDELOW	64.00°	1.0	35.50"	35.25"	D4	STIFF	RH/LH
60.0°	11.0°	CLASSIC	64.00°	1.0	35.50"	35.25"	D4	STIFF	RH

GRIP	SHAFT	COLORS
<ul style="list-style-type: none"> Cobra Lamkin Ace Crossline Connect - Black 	<ul style="list-style-type: none"> KBS HI-REV 2.0 125 (S-125g) *Graphite available in custom only (Taper Tip Only) 	<ul style="list-style-type: none"> Chrome



ONE LENGTH™ WEDGE WITH SNAKEBITE GROOVES

The KING COBRA ONE Length specialty wedge is designed at 37.50" to complement a ONE Length iron setup. A ONE Length configuration promotes a repeatable setup and swing for increased consistency and accuracy around the green.



ONE LENGTH CONFIGURATION

Designed at 37.5", the ONE Length wedges are designed to be paired with a ONE Length iron set. Utilizing one setup and one swing promotes maximum accuracy and consistency in your short game.

SNAKEBITE GROOVE TECHNOLOGY

A new groove design utilizes a re-engineered cutting method that tightens groove tolerances to maximize the groove volume and sharpen the edges to deliver maximum spin to the ball.

FULL FACE GROOVES

Full face grooves provide maximum spin performance on shots with an open face.

VERSATILE GRIND

The "versatile" grind features toe, heel and trailing edge relief making it a great option for a variety of turf conditions and shot types.

PROGRESSIVE SPIN TECHNOLOGY


The weaker lofts (56-60) feature wider, shallower grooves for consistent trajectories between lofts.



COBRA CONNECT™

Download the Arccos app and pair your clubs to start tracking your on-course performance.



*Full face grooves on 56, 58, and 60 only

LOFT	BOUNCE	GRIND	LIE ANGLE	OFFSET	 STEEL LENGTH	STEEL LENGTH	SWING WEIGHT	SHAFT FLEX	RH/LH
56.0°	10.0°	VERSATILE	62.50°	1.0	37.50"	37.25"	D3	STIFF	RH
60.0°	8.0°	VERSATILE	62.50°	1.0	37.50"	37.25"	D3	STIFF	RH/LH

GRIP	SHAFT	COLORS
<ul style="list-style-type: none"> Cobra® Lamkin Ace Crossline Connect - Black/Blue 	<ul style="list-style-type: none"> KBS HI-REV 2.0 125 (S-125g) *Graphite available in custom only (Taper Tip Only) 	<ul style="list-style-type: none"> Chrome 

Metal Injection Molding (MIM) is the most precise way to make a precision wedge. Available in a satin chrome and a matte black finish, the MIM wedges provide the softest feel for deft touch shots around the green and full swings.



MIM (METAL INJECTION MOLDED) 304 SS

MIM manufacturing delivers more consistent thickness and shaping controls than castings and a tighter grain structure that delivers softer feel.

3 GRINDS: VERSATILE, CLASSIC, WIDELOW

The "versatile" grind features toe, heel and trailing edge relief, the "classic" grind features a progressive sole width from heel to toe, and the "widelow" grind features a wide sole with reduced bounce.

CNC MILLED FACE & GROOVES

CNC milling is used to create more precise face and groove structures for improved spin and trajectory control.

PROGRESSIVE SPIN TECHNOLOGY

The stronger lofts (50-54) feature narrower, tighter grooves and the weaker lofts (56-60) feature wide, shallower grooves for consistent trajectories between lofts.



COBRA CONNECT

This club is equipped with a COBRA CONNECT Smart Grip powered by Arccos Golf. Download the Arccos Caddie app to receive a FREE 90-day trial that will track your on-course performance and provides in-depth strokes gained analysis. See app for details.

LOFT	BOUNCE	GRIND	LIE ANGLE	OFFSET	STEEL LENGTH	STEEL LENGTH	SWING WEIGHT	SHAFT FLEX	RH/LH
50.0°	8.0°	VERSATILE	64.00°	1.0	36.00"	35.75"	D3	S	RH
52.0°	8.0°	VERSATILE	64.00°	1.0	36.00"	35.75"	D4	S	RH/LH
52.0°	12.0°	CLASSIC	64.00°	1.0	36.00"	35.75"	D4	S	RH
54.0°	10.0°	VERSATILE	64.00°	1.0	35.75"	35.50"	D5	S	RH
56.0°	7.0°	WIDELOW	64.00°	1.0	35.75"	35.50"	D5	S	RH
56.0°	10.0°	VERSATILE	64.00°	1.0	35.75"	35.50"	D5	S	RH/LH
56.0°	12.0°	CLASSIC	64.00°	1.0	35.75"	35.50"	D5	S	RH
58.0°	6.0°	WIDELOW	64.00°	1.0	35.50"	35.25"	D5	S	RH
58.0°	8.0°	VERSATILE	64.00°	1.0	35.50"	35.25"	D5	S	RH
60.0°	4.0°	WIDELOW	64.00°	1.0	35.50"	35.25"	D5	S	RH
60.0°	8.0°	VERSATILE	64.00°	1.0	35.50"	35.25"	D5	S	RH/LH
60.0°	11.0°	CLASSIC	64.00°	1.0	35.50"	35.25"	D5	S	RH

*MIM Black only available in Versatile grind. Classic and Widelow grinds are custom only.

GRIP	SHAFT	COLOURS
<ul style="list-style-type: none"> Lamkin Crossline Connect - Black 	<ul style="list-style-type: none"> Kbs Hi-Rev 2.0 125 (Black) Kbs Hi-Rev 2.0 125 (Chrome) 	<ul style="list-style-type: none"> Black Qpq



cobra

CARBON THIN-PLY WRAP

RAD SPEED

cobra

3D PRINTED

10.5°

STD

KING



RAD SPEED

The RADSPEED™ XB (XTREME Back) Women's Driver features an oversized shape (460cc) and back-biased RADIAL WEIGHTING to deliver the longest and most forgiving ball flight with low spin.



BACK-BIASED RADIAL WEIGHTING

The RADSPEED™ XB driver features 24g positioned in the back (18g of fixed weight and a 6g interchangeable weight) to create our most forgiving RADSPEED™ model. An additional 8g of fixed weight is positioned in the front to lower spin for the longest and fastest ball flights.

THIN-PLY CARBON WRAP CROWN

The Carbon Wrap Crown system features a new carbon fibre material that is 30% thinner which creates another 6 grams of discretionary weight that can be repositioned to optimize performance.

T-BAR CHASSIS

A refined T-Bar Speed Chassis design is 7 grams lighter, giving us even more discretionary weight to position more mass low and back within the frame to optimize forgiveness.

CNC MILLED INFINITY FACE

An infinity edge face design expands the milled area by 95%, increasing the zone of maximum ball speed.






COBRA CONNECT

This club is equipped with a COBRA CONNECT Smart Grip powered by Arccos Golf. Download the Arccos Caddie app to receive a FREE 90-day trial that will track your on-course performance and provides in-depth strokes gained analysis. See app for details.

LOFT	LOFT SETTINGS								LIE ANGLE	ADJUSTABILITY	LENGTH	LENGTH	SWING WEIGHT	SHAFT FLEX	RH/LH
	-1.5°	-1°	-1°D	STD°	STD°D	+1°	+1°D	+1.5°							
10.5°	9.0°	9.5°	9.5°D	10.5°	10.5°D	11.5°	11.5°D	12.0°	58.50°	FIXED BACK	44.25"	44.00"	C5	LADIES	RH/LH
*12.0°	10.5°	11.0°	11.0°D	12.0°	12.0°D	13.0°	13.0°D	13.5°	59.50°	FIXED BACK	44.25"	44.00"	C5	LADIES	RH/LH

*Custom only

GRIP	SHAFT	COLOUR
<p>Lamkin Crossline (58R) Cobra Connect - Black</p> 	<p>Project X Even Flow Riptide (High/High): L</p> 	<p>Elderberry, Gloss Black</p> 

The RADSPEED™ XD (XTREME Draw) Driver features an oversized shape (460cc) and heel biased internal RADIAL WEIGHTING to deliver the fastest and straightest ball flight with maximum slice-fighting capability.



HEEL-BIASED RADIAL WEIGHTING

The RADSPEED™ XD driver features a 10g weight positioned in the heel to enable easier face closure for straighter, more draw biased drives. Another 18g is positioned in the back for extreme forgiveness while 8g is positioned forward to increase speed. This trio of weight positions together create our fastest and most forgiving draw biased driver.

THIN-PLY CARBON WRAP CROWN

The Carbon Wrap Crown system features a new carbon fibre material that is 30% thinner which creates another 6 grams of discretionary weight that can be repositioned to optimize performance.

T-BAR CHASSIS

A refined T-Bar Speed Chassis design is 7 grams lighter, giving us even more discretionary weight to position mass more heelward within the frame to create draw bias.

CNC MILLED INFINITY FACE

An infinity edge face design expands the milled area by 95%, increasing the zone of maximum ball speed.



COBRA=CONNECT

This club is equipped with a COBRA CONNECT Smart Grip powered by Arccos Golf. Download the Arccos Caddie app to receive a FREE 90-day trial that will track your on-course performance and provides in-depth strokes gained analysis. See app for details.

LOFT	LOFT SETTINGS								LIE ANGLE	ADJUSTABILITY	LENGTH	LENGTH	SWING WEIGHT	SHAFT FLEX	RH/LH
	-1.5°	-1°	-1°D	STD°	STD°D	+1°	+1°D	+1.5°							
12.0°	10.5°	11.0°	11.0°D	12.0°	12.0°D	13.0°	13.0°D	13.5°	59.50°	FIXED BACK	44.25"	44.00"	C5	LADIES	RH/LH

GRIP	SHAFT	COLOUR
<ul style="list-style-type: none"> Lamkin Crossline (58R) Cobra Connect - Black 	<ul style="list-style-type: none"> Project X Even Flow Riptide (High/High): L 	<ul style="list-style-type: none"> Elderberry, Gloss Black 

Our lightest driver is designed to help golfers with moderate swing speeds swing faster, easier.



LIGHTWEIGHT DESIGN

A lighter overall club weight generates more club speed and distance for golfers with moderate swing speeds.

CARBON CROWN

Using a carbon fibre crown saves 10 grams of discretionary weight to create a lighter head without sacrificing forgiveness.

BACK/HEEL WEIGHTING

Heel-biased weighting keeps drives in control and down the fairway more consistently.

OFFSET DESIGN

An offset hosel provides correction for rightward tendencies, allowing golfers to find more fairways effortlessly.

LOFT	LOFTS	LIE ANGLE	WEIGHTING	LENGTH	SWING WEIGHT	SHAFT FLEX
F-MAX	OS: 11.5° (RH) 15.0° (RH/LH)	60.0°	BACK/HEEL	44.75"	C5	LADIES

GRIP	SHAFT	COLOUR
<ul style="list-style-type: none"> Lamkin REL 360 - Black (Standard Men's Size) 	<ul style="list-style-type: none"> Cobra® Airspeed 40 	<ul style="list-style-type: none"> Black/Lilac 

The RADSPEED™ women's fairway features a traditional shape and front-biased RADIAL WEIGHTING to deliver low spin, with high launching trajectories for greater stopping power into greens.



FRONT-BIASED RAD WEIGHTING

Two 8 gram internal front RAD weights (16g total) and a 7g back weight create a balance of front and back weighting that delivers ultra low spin with high launch and forgiveness.

HOLLOW SPLIT RAILS

Hollow rails in the front create 70% more flex from heel to toe for higher launch and more speed.

CNC MILLED INFINITY FACE

An infinity edge face design expands the milled area by 95%, increasing the zone of maximum ball speed.

THIN-PLY CARBON CROWN

A new carbon fibre material is 30% thinner and 6 grams lighter allowing for more flexibility to move weight forward to lower spin and increase speed.



COBRA CONNECT

This club is equipped with a COBRA CONNECT Smart Grip powered by Arccos Golf. Download the Arccos Caddie app to receive a FREE 90-day trial that will track your on-course performance and provides in-depth strokes gained analysis. See app for details.

LOFT	LOFT SETTINGS								HEAD VOLUME	LIE ANGLE	LENGTH	LENGTH	SWING WEIGHT	SHAFT FLEX	RH/LH
	-1.5°	-1°	-1°D	STD°	STD°D	+1°	+1°D	+1.5°							
3W	17.0°	17.5°	17.5°D	18.5°	18.5°D	19.5°	19.5°D	20.0°	158cc	58.75°	42.00"	41.75"	C4	LADIES	RH/LH
5W	21.0°	21.5°	21.5°D	22.5°	22.5°D	23.5°	23.5°D	24.0°	156cc	59.50°	41.50"	41.25"	C4	LADIES	RH/LH
7W	24.0°	24.5°	24.5°D	25.5°	25.5°D	26.5°	26.5°D	27.0°	154cc	60.25°	41.00"	40.75"	C4	LADIES	RH/LH

GRIP	SHAFT	COLOUR
<p>Lamkin Crossline (58R) Cobra Connect - Black</p>	<p>Project X Even Flow Riptide (High/High): L</p>	<p>Elderberry, Gloss Black</p>

Our lightest fairway is designed to help golfers with moderate swing speeds swing faster, easier.



LIGHTWEIGHT DESIGN

A lighter overall club weight generates more club speed and distance for golfers with moderate swing speeds.

LIGHTER SHAFT

A 5 gram lighter shaft allows you to swing faster around your body using the same smooth tempo.

CARBON CROWN

Using a carbon fibre crown saves 10 grams of discretionary weight to create a lighter head without sacrificing forgiveness.




BACK/HEEL WEIGHTING

Heel-biased weighting keeps shots in control and down the fairway more consistently.

OFFSET DESIGN

An offset hosel provides a band aid for your slice, allowing you to find more fairways and greens effortlessly.

FAIRWAY	LOFT	LIE ANGLE	LENGTH	SWING WEIGHT	SHAFT FLEX	RH/LH
3W	19.0°	58.00°	42.25"	C3	LADIES	RH/LH
5W	23.0°	59.00°	41.75"	C3	LADIES	RH/LH
7W	27.0°	60.00°	41.25"	C3	LADIES	RH

GRIP	SHAFT	COLOUR
<ul style="list-style-type: none"> Lamkin REL 360 - Black (Standard Men's Size) 	<ul style="list-style-type: none"> Cobra® Airspeed 45 	<ul style="list-style-type: none"> Black/Lilac 

The RADSPEED™ women's hybrid features front-biased internal RADIAL WEIGHTING and an external back weight to deliver low spin, high launch and forgiveness.



FRONT-BIASED RAD WEIGHTING

Two 6g internal front RAD weights (12g total) and a 7g back weight combine to deliver ultra low spin with high launch and forgiveness.

HOLLOW SPLIT RAILS

Hollow rails in the front create 70% more flex from heel to toe for higher launch and more speed.

FORGED FACE

A forged insert is thinner and more flexible to create faster ball speeds and higher launch for greater stopping power into greens.

BAFFLER RAILS

Two Baffler® sole rails prevent digging and allow the club to glide effortlessly out of tight lies, thick rough, and even bunkers.



COBRA?CONNECT

This club is equipped with a COBRA CONNECT Smart Grip powered by Arccos Golf. Download the Arccos Caddie app to receive a FREE 90-day trial that will track your on-course performance and provides in-depth strokes gained analysis. See app for details.

CLUB	LOFT	HEAD VOLUME	LIE ANGLE	W LENGTH	LENGTH	SWING WEIGHT	SHAFT FLEX	RH/LH
4H	21°	119cc	58.50°	39.25"	39.00"	C3.5	LADIES	RH/LH
5H	24°	119cc	59.00°	38.50"	38.25"	C3.5	LADIES	RH/LH
6H	28°	119cc	59.50°	37.75"	37.50"	C3.5	LADIES	RH/LH
7H	31°	119cc	60.00°	37.00"	36.75"	C3.5	LADIES	RH

GRIP	SHAFT	COLOUR
<ul style="list-style-type: none"> Lamkin Crossline (58R) Cobra Connect - Black 	<ul style="list-style-type: none"> UST Recoil 450 ESX 	<ul style="list-style-type: none"> Elderberry, Gloss Black 

Our lightest hybrid is designed to help golfers with moderate swing speeds swing faster, easier.



LIGHTWEIGHT DESIGN

A lighter overall club weight generates more club speed and distance for golfers with moderate swing speeds.

LIGHTER SHAFT

A 5 gram lighter shaft allows you to swing faster around your body using the same smooth tempo.

BACK/HEEL WEIGHTING

Heel-biased weighting keeps shots in control and straight down the target line more consistently.




SHALLOW PROFILE

A shallow face profile lowers the CG for higher ball flights that land softly into greens.

OFFSET DESIGN

An offset hosel provides correction for rightward tendencies, allowing golfers to find more fairways and greens effortlessly.

HYBRID	LOFT	LIE ANGLE	LENGTH	SWING WEIGHT	SHAFT FLEX	RH/LH
4H	23.0°	59.50°	38.75"	C2.5	LADIES	RH/LH
5H	26.0°	60.00°	38.00"	C2.5	LADIES	RH/LH
6H	29.0°	60.50°	37.50"	C2.5	LADIES	RH
7H	32.0°	61.00°	37.00"	C2.5	LADIES	RH

GRIP	SHAFT	COLOUR
<ul style="list-style-type: none"> Lamkin REL 360 - Black (Standard Men's Size) 	<ul style="list-style-type: none"> Cobra® Airspeed 45 	<ul style="list-style-type: none"> Black/Lilac 

The RAD SPEED™ women's irons represent a significant leap forward in golf innovation. A breakthrough in weighting technology is met with the first application of 3D printing in golf club design, setting the bar for performance and technology higher than ever before.



EXTREME HEEL AND TOE WEIGHTING

10g and 3g of mass is positioned on the toe and heel extremities to create the best combination of speed, low spin and stability for optimized performance.

TUNED RAD WEIGHTING

A 10g weight positioned low and in the toe area centres the CG and adds stability for more distance and forgiveness on off-centre hits.

FORGED PWRSHELL FACE

A forged face insert is made of a thin 17-4 stainless steel, and is designed to increase flex in and around the Sweet Spot for faster ball speed and higher launch.

3D PRINTED MEDALLION

3D printing offers unlimited complexity in design, allowing us to produce an intricate lattice medallion structure that saves weight and fine-tunes feel.



COBRA CONNECT

This club is equipped with a COBRA CONNECT Smart Grip powered by Arccos Golf. Download the Arccos Caddie app to receive a FREE 90-day trial that will track your on-course performance and provides in-depth strokes gained analysis. See app for details.

CLUB	LOFT	LIE ANGLE	OFFSET	LENGTH	LENGTH	GRAPHITE SWING WEIGHT	GRAPHITE SHAFT FLEX	RH/LH
5	21.0°	62.5°	4.6	37.75"	37.50"	C3	Ladies	RH/*LH
6	24.0°	63.0°	3.9	37.00"	36.75"	C3	Ladies	RH/*LH
7	27.5°	63.5°	3.2	36.50"	36.25"	C3	Ladies	RH/*LH
8	32.0°	64.0°	2.6	36.00"	35.75"	C3	Ladies	RH/*LH
9	37.0°	64.5°	2.0	35.50"	35.25"	C3	Ladies	RH/*LH
PW	42.5°	65.0°	1.5	35.25"	35.00"	C4	Ladies	RH/*LH
GW	48.0°	65.0°	1.0	35.00"	34.75"	C4	Ladies	RH/*LH
SW	54.0°	65.0°	1.0	34.75"	34.50"	C5	Ladies	RH/*LH

*Iron set only

STOCK SET COMPOSITION	GRIP	SHAFT	COLOUR
<ul style="list-style-type: none"> Combo Sets: 5H, 6H, 7-PW, SW (RH) Iron Sets: 5-PW, SW (RH/LH) 	<ul style="list-style-type: none"> Lamkin Crossline (58R) Cobra Connect - Black 	<ul style="list-style-type: none"> UST Recoil 450 ESX 	<ul style="list-style-type: none"> Chrome/ Elderberry

Our lightest irons are designed to help golfers with moderate swing speeds swing faster, easier.



LIGHTWEIGHT DESIGN

A lighter overall club weight generates more club speed and distance for golfers with moderate swing speeds.

LIGHTER SHAFT

A 5 gram lighter shaft allows you to swing faster around your body using the same smooth tempo.

LOW PROFILE/DEEP UNDERCUT

A low profile, cavity back design with greater lofts will help golfers launch it higher and longer, effortlessly.




STRATEGIC WEIGHTING

Heel-biased weighting keeps shots in control and straight down the target line more consistently for more GIR's & birdie opportunities.

PROGRESSIVE CONSTRUCTION

Progressive hosel lengths and progressive offset through the set improve launch and accuracy in the long irons, mid irons and wedges.

CLUB	LOFT	LIE ANGLE	OFFSET	GRAPHITE LENGTH	GRAPHITE SWING WEIGHT	GRAPHITE SHAFT FLEX	RH/LH
5	25.0°	62.50°	5.9	37.50"	C2	LADIES	RH/LH
6	28.0°	62.50°	5.2	36.75"	C2	LADIES	RH/LH
7	31.5°	62.50°	4.5	36.25"	C2	LADIES	RH/LH
8	35.5°	63.00°	3.8	35.75"	C2	LADIES	RH/LH
9	40.0°	63.50°	3.1	35.25"	C2	LADIES	RH/LH
PW	45.0°	64.00°	2.4	35.00"	C2	LADIES	RH/LH
GW	50.0°	64.00°	1.7	34.75"	C2	LADIES	RH/LH
SW	55.0°	64.00°	1.0	34.50"	C2	LADIES	RH/LH

STOCK SET COMPOSITION	GRIP	SHAFT	COLOUR
<ul style="list-style-type: none"> 5H, 6H, 7-PW, SW 	<ul style="list-style-type: none"> Lamkin Rel 360 - Black (Standard Men's Size) 	<ul style="list-style-type: none"> Cobra® Airspeed 45 	<ul style="list-style-type: none"> Chrome/Black/Lilac 

The next generation Cobra women's T-Rail hybrid irons feature all new Baffler Hollow Split Rails to deliver enhanced speed, launch, and distance to help you experience the easiest golf of your life.



HOLLOW CONSTRUCTION

A hollow design through the set delivers effortless launch and distance in the long irons to the wedges.

BAFFLER HOLLOW SPLIT RAILS

Hollow rails in the front create up to 70% more flex on the sole right behind the face to deliver high launch and more speed while maintaining excellent turf interaction from the signature Baffler rail design.

FORGED E9 FACE

A high strength steel face is designed with variable thickness E9 Technology to ensure no distance is left behind, even on off-center hits.

4 HYBRID IN THE SET

A 4-hybrid launches higher and is more forgiving than a 4-iron, making longer approach shots not just easier, but much more consistent.

T-RAIL HYBRID	LOFT	LIE ANGLE	GRAPHITE LENGTH	GRAPHITE SWING WEIGHT	FLEX	RH/LH
*4H	20.0°	58.50°	38.75"	C2.5	LADIES	RH/LH
*5H	23.0°	59.00°	38.00"	C2.5	LADIES	RH/LH
*6H	26.0°	59.50°	37.50"	C2.5	LADIES	RH/LH

*Hybrids available individually in RH only; 4H available in a combo set through custom

CLUB	LOFT	LIE ANGLE	OFFSET	GRAPHITE LENGTH	GRAPHITE SWING WEIGHT	GRAPHITE SHAFT FLEX	STEEL SHAFT FLEX	RH/LH
5	23.0°	61.50°	3.8	37.50"	C2	LADIES	RH/LH	RH/LH
6	26.0°	62.00°	3.4	36.75"	C2	LADIES	RH/LH	RH/LH
7	29.0°	62.50°	3.0	36.25"	C2	LADIES	RH/LH	RH/LH
8	34.0°	63.00°	2.6	35.75"	C2	LADIES	RH/LH	RH/LH
9	39.0°	63.50°	2.2	35.25"	C2	LADIES	RH/LH	RH/LH
PW	44.0°	64.00°	1.8	35.00"	C2	LADIES	RH/LH	RH/LH
GW	50.0°	64.50°	1.4	34.75"	C2	LADIES	RH/LH	RH/LH
SW	56.0°	65.00°	1.0	34.50"	C2	LADIES	RH/LH	RH/LH

STOCK SET COMPOSITION	GRIP	SHAFT	COLORS
5H, 6H, 7-PW, SW (RH/LH)	Lamkin Crossline - Black (Standard Men's Size)	Cobra Ultralite 45 (L-50g)	Chrome PVD / Black / Pink



KING

PUTTERS

3D PRINTED SERIES

In November of 2020, we partnered with HP to become the first major OEM to bring a commercial 3D printed product to market with the Limited Edition Supersport-35. Now, we introduce our first KING 3D Printed putter line featuring a multi-material construction with 3D Printed nylon inserts to deliver advanced stability and roll performance. Three unique shapes (Agera, Supernova, GrandSport) provide distinct performances to suit a variety of putting strokes and preferences.




AGERA



SUPERNOVA



GRANDSPORT



3D Printed
Lattice Insert

Steel Chassis

Aluminum Cap

Tungsten
Weighting

+ MULTI-MATERIAL CONSTRUCTION

Each KING 3D Printed model features a multi-material construction that combines a 3D printed nylon lattice insert, a steel frame, a lightweight aluminum cap and tungsten weighting to create the highest MOI putters for the straightest and truest roll on every putt.

Vintage SERIES

The KING Vintage family of putters delivers classic looks with modern performance. Four classic putter shapes (blade, mallet, fang, oversize mallet) feature body lines and model names that are inspired by classic cars. Each shape is available in select hosel configurations to cater to a wide spectrum of putting strokes.

X ADJUSTABLE WEIGHTING SYSTEM

Each KING Vintage model features an adjustable weighting system with lighter and heavier weights (10g, 15g, 20g, and 25g) to dial in feel and stability. Weights sold separately.



+ STAINLESS STEEL CONSTRUCTION

A cast 304 stainless steel body features clean lines and traditional shapes with varying sightlines in each model to improve alignment at address.



SPORT



LORINO



NOVA



STINGRAY

SHARED TECHNOLOGY

SIK FACE TECHNOLOGY

THE KING 3D PRINTED AND VINTAGE putter lines both feature an aluminum face insert with SIK Golf's patented Descending Loft Technology (DLT), which utilizes four descending lofts that ensure the most consistent roll for a variety of putting strokes.



The KING GrandSport-35 features an oversized blade shape, and a multi-material construction utilizing a 3D printed nylon insert, aluminum, tungsten weights, and SIK Face Technology to create the perfect balance of stability and roll accuracy for more consistency on every putt.



MULTI-MATERIAL CONSTRUCTION

An oversize blade shape combines a 3D printed nylon lattice insert, a 284g steel frame, a 22g aluminum cap, and 30g of tungsten in the heel and toe to provide the highest MOI for maximum stability.

3D PRINTED NYLON INSERT

An intricate 3D printed nylon lattice structure optimizes the weight distribution within the putter head to create the highest MOI possible in a blade shape for maximum stability.

SIK ALUMINUM FACE INSERT

An aluminum face insert features SIK Golf's proprietary Descending Loft Technology (DLT), which utilizes 4 descending lofts to ensure the most consistent and accurate roll for every style of putting stroke.



COBRA CONNECT GRIP

Each putter is equipped with a Lamkin Smart Grip which features an embedded sensor that syncs to your smart device. Using the Arccos Caddie app, users can track their putting stats and improve faster.



HOSEL TYPE	OFFSET	SHAPE	TOE HANG	LOFT	LENGTH (WITH ARCCOS)	LENGTH (STD - NON ARCCOS)	HEAD WEIGHT	LIE ANGLE	RH/LH
PLUMBER NECK	FULL SHAFT	OS BLADE	35°	4°, 3°, 2°, 1°	35.00"	34.75"	370g	70°	RH/LH

GRIP	SHAFT
<ul style="list-style-type: none"> Cobra® Lamkin Sinkfit Straight - CONNECT 	<ul style="list-style-type: none"> KBS CT Tour Steel Straight Stepless Chrome 

The KING GrandSport-35 Armlock putter is designed in a 41" setup with a special armlock-specific grip to promote the most consistent stroke for players that prefer to rest the grip and shaft against their lead forearm. A multi-material construction with SIK Face Technology creates the highest MOI possible for improved stability and roll accuracy.



ARMLOCK DESIGN

An armlock setup increases consistency by eliminating any variations in shaft angle through the putting stroke. A longer length and an oversize grip allows the user to rest the grip and shaft against their lead forearm for maximum stability.

MULTI-MATERIAL CONSTRUCTION

The design combines a 3D printed nylon lattice insert, a 299g steel frame, a 22g aluminum cap, and 30g of tungsten in the heel and toe to provide the highest MOI in a blade shape for maximum stability.

3D PRINTED NYLON INSERT

An intricate 3D printed nylon lattice structure optimizes the weight distribution within the putter head to create the highest MOI possible.

SIK ALUMINUM FACE INSERT

An aluminum face insert features SIK Golf's proprietary Descending Loft Technology (DLT), which utilizes 4 descending lofts to ensure the most consistent and accurate roll for every style of putting stroke.



COBRA CONNECT GRIP

Each putter is equipped with a Lamkin Smart Grip which features an embedded sensor that syncs to your smart device. Using the Arccos Caddie app, users can track their putting stats and improve faster.

HOSEL TYPE	OFFSET	SHAPE	TOE HANG	LOFT	LENGTH (WITH ARCCOS)	LENGTH (STD - NON ARCCOS)	HEAD WEIGHT	LIE ANGLE	RH/LH
*ARMLOCK PLUMBER	FULL SHAFT	*OS BLADE	*35°	*7°, 6°, 5°, 4°	*41.00"	*40.75"	*385g	*72°	*RH/LH

*Available by custom order only.

GRIP	SHAFT
<ul style="list-style-type: none"> Cobra® Lamkin Sinkfit Armlock - CONNECT 	<ul style="list-style-type: none"> KBS CT Tour Steel Armlock Stepless Chrome 

The KING Supernova putter features an oversize fang shape, and a multi-material construction utilizing a 3D printed nylon insert, aluminum, tungsten weights, and SIK Face Technology to create the perfect balance of stability and roll accuracy for more consistency on every putt.



MULTI-MATERIAL CONSTRUCTION

An oversize fang shape combines a 3D printed nylon lattice insert, a 289g steel frame, an 17g aluminum cap, and 42g of tungsten on the perimeter to provide the maximum stability for increased consistency.

3D PRINTED NYLON INSERT

An intricate 3D printed nylon lattice structure optimizes the weight distribution within the putter head to create the highest MOI possible for maximum stability.

SIK ALUMINUM FACE INSERT

An aluminum face insert features SIK Golf's proprietary Descending Loft Technology (DLT), which utilizes 4 descending lofts to ensure the most consistent and accurate roll for every style of putting stroke.



COBRA CONNECT GRIP

This club is equipped with a COBRA CONNECT Smart Grip powered by Arccos Golf. Download the Arccos caddie app to receive a FREE 90-day trial and start tracking your on-course performance and strokes gained.



HOSEL TYPE	OFFSET	SHAPE	TOE HANG	LOFT	LENGTH (WITH ARCCOS)	LENGTH (STD - NON ARCCOS)	HEAD WEIGHT	LIE ANGLE	RH/LH
*SINGLE BEND	1/2 SHAFT	*OS FANG	*0° FACE BALANCED	*4°, 3°, 2°, 1°	*33.00"	*32.75"	*375g	*70°	*RH
SINGLE BEND	1/2 SHAFT	OS FANG	0° FACE BALANCED	4°, 3°, 2°, 1°	34.00"	33.75"	375g	70°	RH
SINGLE BEND	1/2 SHAFT	OS FANG	0° FACE BALANCED	4°, 3°, 2°, 1°	35.00"	34.75"	375g	70°	RH/LH

*33.00" offered stock in some regions. All models are available at 33.00" by custom order.

GRIP	SHAFT
<ul style="list-style-type: none"> Cobra® Lamkin Sinkfit Straight - CONNECT 	<ul style="list-style-type: none"> KBS CT Tour Steel Single Bend Stepless Chrome 

The KING Agera putter features an oversize mallet shape, and a multi-material construction utilizing a 3D printed nylon insert, aluminum, tungsten weights, and SIK Face Technology to create our most stable and forgiving putter in the 3D Printed family.



MULTI-MATERIAL CONSTRUCTION

An oversize mallet shape combines a 3D printed nylon lattice insert, a 257g steel frame, a 27g aluminum cap, and 54g of tungsten on the perimeter to create the highest MOI ever in an oversized mallet shape.

3D PRINTED NYLON INSERT

An intricate 3D printed nylon lattice structure optimizes the weight distribution within the putter head to create the highest MOI possible.

SIK ALUMINUM FACE INSERT

An aluminum face insert features SIK Golf's proprietary Descending Loft Technology (DLT), which utilizes 4 descending lofts to ensure the most consistent and accurate roll for every style of putting stroke.



COBRA CONNECT GRIP

Each putter is equipped with a Lamkin Smart Grip which features an embedded sensor that syncs to your smart device. Using the Arccos Caddie app, users can track their putting stats and improve faster.



ONE LENGTH SETUP AVAILABLE

The KING Agera ONE Length putter features an oversize mallet shape, and is configured at 37.5" to accommodate players that play ONE Length irons, or prefer a taller posture at address to promote consistency and help relieve back pain.

3D PRINTED AGERA

HOSEL TYPE	OFFSET	SHAPE	TOE HANG	LOFT	LENGTH (WITH ARCCOS)	LENGTH (STD - NON ARCCOS)	HEAD WEIGHT	LIE ANGLE	RH/LH
SINGLE BEND	1/2 SHAFT	OS Mallet	0° FACE BALANCED	4°, 3°, 2°, 1°	34.00"	33.75"	380g	70°	RH
SINGLE BEND	1/2 SHAFT	OS Mallet	0° FACE BALANCED	4°, 3°, 2°, 1°	35.00"	34.75"	380g	70°	RH/LH

3D PRINTED AGERA ONE LENGTH

HOSEL TYPE	OFFSET	SHAPE	TOE HANG	LOFT	LENGTH (WITH ARCCOS)	LENGTH (STD - NON ARCCOS)	HEAD WEIGHT	LIE ANGLE	RH/LH
SINGLE BEND	1/2 SHAFT	OS Mallet	0° FACE BALANCED	4°, 3°, 2°, 1°	37.50"	37.25"	385g	70°	RH

GRIP	SHAFT
<ul style="list-style-type: none"> Cobra® Lamkin Sinkfit Straight - CONNECT 	<ul style="list-style-type: none"> KBS CT Tour Steel Single Bend Stepless Chrome 

The KING Agera Armlock putter is designed in a 41" setup with a special armlock-specific grip to promote the most consistent stroke for players that prefer to rest the grip and shaft against their lead forearm. A multi-material OS mallet construction with SIK Face Technology creates our most stable and forgiving putter for more consistent and accurate putts.



ARMLOCK DESIGN

An armlock setup increases consistency by eliminating any variations in shaft angle through the putting stroke. A longer length and an oversize grip allows the user to rest the grip and shaft against their lead forearm for maximum stability.

MULTI-MATERIAL CONSTRUCTION

The design combines a 3D printed nylon lattice insert, a 257g steel frame, a 27g aluminum cap, and 54g of tungsten on the perimeter to create the highest MOI ever in an oversized mallet shape.

3D PRINTED NYLON INSERT

An intricate 3D printed nylon lattice structure optimizes the weight distribution within the putter head to create the highest MOI possible.

SIK ALUMINUM FACE INSERT

An aluminum face insert features SIK Golf's proprietary Descending Loft Technology (DLT), which utilizes 4 descending lofts to ensure the most consistent and accurate roll for every style of putting stroke.



COBRA CONNECT GRIP

Each putter is equipped with a Lamkin Smart Grip which features an embedded sensor that syncs to your smart device. Using the Arccos Caddie app, users can track their putting stats and improve faster.

HOSEL TYPE	OFFSET	SHAPE	TOE HANG	LOFT	LENGTH (WITH ARCCOS)	LENGTH (STD - NON ARCCOS)	HEAD WEIGHT	LIE ANGLE	RH/LH
SINGLE BEND	1/2 SHAFT	OS Mallet	0° FACE BALANCED	7°, 6°, 5°, 4°	41.00"	40.75"	380g	72°	RH

GRIP	SHAFT
<p>Cobra® Lamkin Sinkfit Armlock - CONNECT</p>	<p>KBS CT Tour Steel Single Bend Stepless Chrome</p>

The KING Vintage Sport-45 features a classic blade shape with a plumber neck hosel that is suitable for players with medium arc putting strokes seeking added control on long and short putts.



STAINLESS STEEL BODY

A classic blade shape is constructed using 304 stainless steel and features a single sightline to improve alignment at address.

SIK ALUMINUM FACE INSERT

An aluminum face insert features SIK Golf's proprietary Descending Loft Technology (DLT), which utilizes 4 descending lofts to ensure the most consistent and accurate roll for every style of putting stroke.

ADJUSTABLE WEIGHT SYSTEM

The Sport-45 putter comes with two 20g sole weights that can be adjusted up to +5g or -10g each (to adjust the head weight up to +10g or -20g) using heavier or lighter weights (10g, 15g, 25g) to dial in feel and stability. Weights sold separately.



COBRA CONNECT GRIP

Each putter is equipped with a Lamkin Smart Grip which features an embedded sensor that syncs to your smart device. Using the Arccos Caddie app, users can track their putting stats and improve faster.

HOSEL TYPE	OFFSET	SHAPE	LOFT	TOE HANG	LENGTH (WITH ARCCOS)	LENGTH (STD - NON ARCCOS)	HEAD WEIGHT	LIE ANGLE	RH/LH
PLUMBER NECK	3/4 SHAFT	BLADE	4°, 3°, 2°, 1°	45°	34.00"	33.75"	350g	70°	RH
PLUMBER NECK	3/4 SHAFT	BLADE	4°, 3°, 2°, 1°	45°	35.00"	34.75"	350g	70°	RH/LH

GRIP	SHAFT
<ul style="list-style-type: none"> Cobra® Lamkin Sinkfit Straight - CONNECT 	<ul style="list-style-type: none"> KBS CT Tour Steel Straight Stepless Chrome 

The KING Vintage Sport-60 features a classic blade shape with a flow neck hosel that is suitable for players with strong arc putting strokes seeking maximum control on long and short putts.



STAINLESS STEEL BODY

A classic blade shape is constructed using 304 stainless steel and features a single sightline to improve alignment at address.

SIK ALUMINUM FACE INSERT

An aluminum face insert features SIK Golf's proprietary Descending Loft Technology (DLT), which utilizes 4 descending lofts to ensure the most consistent and accurate roll for every style of putting stroke.

ADJUSTABLE WEIGHT SYSTEM



The Sport-60 putter comes with two 25g sole weights that can be adjusted up to -10g each (adjusting head weight up to -30g) using lighter weights (10g, 15g, 20g) to dial in feel and stability. Weights sold separately.



COBRA CONNECT GRIP

Each putter is equipped with a Lamkin Smart Grip which features an embedded sensor that syncs to your smart device. Using the Arccos Caddie app, users can track their putting stats and improve faster.

HOSEL TYPE	OFFSET	SHAPE	LOFT	TOE HANG	LENGTH (WITH ARCCOS)	LENGTH (STD - NON ARCCOS)	HEAD WEIGHT	LIE ANGLE	RH/LH
FLOW	1/2 SHAFT	BLADE	4°, 3°, 2°, 1°	60°	35.00"	34.75"	350g	70°	RH

GRIP	SHAFT
<ul style="list-style-type: none"> Cobra® Lamkin Sinkfit Straight - CONNECT 	<ul style="list-style-type: none"> KBS CT Tour Steel Straight Stepless Chrome 

The KING Vintage Torino putter features a mallet shape with a single bend hosel that is suitable for players with a straight back and straight through putting stroke seeking added stability.



STAINLESS STEEL BODY

A mallet shape is constructed using 304 stainless steel and features a triple sightline that frames up the golf ball for enhanced alignment at address.

SIK ALUMINUM FACE INSERT

An aluminum face insert features SIK Golf's proprietary Descending Loft Technology (DLT), which utilizes 4 descending lofts to ensure the most consistent and accurate roll for every style of putting stroke.

ADJUSTABLE WEIGHT SYSTEM

The Torino putter comes with two 10g sole weights that can be adjusted up to +15g each (adjusting head weight up to +30g) using heavier weights (15g, 20g, 25g) to dial in feel and stability. Weights sold separately.



COBRA CONNECT GRIP

Each putter is equipped with a Lamkin Smart Grip which features an embedded sensor that syncs to your smart device. Using the Arccos Caddie app, users can track their putting stats and improve faster.

HOSEL TYPE	OFFSET	SHAPE	LOFT	TOE HANG	LENGTH (WITH ARCCOS)	LENGTH (STD - NON ARCCOS)	HEAD WEIGHT	LIE ANGLE	RH/LH
*SINGLE BEND	1/2 SHAFT	*HALF Mallet	*4°, 3°, 2°, 1°	*0° FACE BALANCED	*33.00"	*32.75"	*350g	*70°	*RH
SINGLE BEND	1/2 SHAFT	HALF Mallet	4°, 3°, 2°, 1°	0° FACE BALANCED	35.00"	34.75"	350g	70°	RH/LH

*33.00" offered stock in some regions. All models are available at 33.00" by custom order.

GRIP	SHAFT
<ul style="list-style-type: none"> Cobra® Lamkin Sinkfit Straight - CONNECT 	<ul style="list-style-type: none"> KBS CT Tour Steel Single Bend Stepless Chrome 

The KING Vintage Nova putter features a fang shape with a single bend hosel that is suitable for players with a straight back and straight through putting stroke seeking enhanced stability.



STAINLESS STEEL BODY

A fang shape is constructed using 304 stainless steel and features a triple sightline that frames up the golf ball for enhanced alignment at address.

SIK ALUMINUM FACE INSERT

An aluminum face insert features SIK Golf's proprietary Descending Loft Technology (DLT), which utilizes 4 descending lofts to ensure the most consistent and accurate roll for every style of putting stroke.

ADJUSTABLE WEIGHT SYSTEM

The Nova putter comes with a single 10g sole weight that can be adjusted up to +15g each (adjusting head weight up to +30g) using heavier weights (15g, 20g, 25g) to dial in feel and stability. Weights sold separately.



COBRA CONNECT GRIP

Each putter is equipped with a Lamkin Smart Grip which features an embedded sensor that syncs to your smart device. Using the Arccos Caddie app, users can track their putting stats and improve faster.

HOSEL TYPE	OFFSET	SHAPE	LOFT	TOE HANG	LENGTH (WITH ARCCOS)	LENGTH (STD - NON ARCCOS)	HEAD WEIGHT	LIE ANGLE	RH/LH
SINGLE BEND	1/2 SHAFT	FANG	4°, 3°, 2°, 1°	0° FACE BALANCED	33.00"	32.75"	350g	70°	RH
SINGLE BEND	1/2 SHAFT	FANG	4°, 3°, 2°, 1°	0° FACE BALANCED	34.00"	33.75"	350g	70°	RH
SINGLE BEND	1/2 SHAFT	FANG	4°, 3°, 2°, 1°	0° FACE BALANCED	35.00"	34.75"	350g	70°	RH/LH

GRIP	SHAFT
<ul style="list-style-type: none"> Cobra® Lamkin Sinkfit Straight - CONNECT 	<ul style="list-style-type: none"> KBS CT Tour Steel Single Bend Stepless Chrome 

The KING Vintage Nova-40 putter features a fang shape with a short slant hosel that is suitable for players with a medium arc putting stroke seeking stability with added control on shorter putts.



STAINLESS STEEL BODY

A fang shape is constructed using 304 stainless steel and features a triple sightline that frames up the golf ball for enhanced alignment at address.

SIK ALUMINUM FACE INSERT

An aluminum face insert features SIK Golf's proprietary Descending Loft Technology (DLT), which utilizes 4 descending lofts to ensure the most consistent and accurate roll for every style of putting stroke.

ADJUSTABLE WEIGHT SYSTEM

The Nova putter comes with a single 10g sole weight that can be adjusted up to +15g each (adjusting head weight up to +30g) using heavier weights (15g, 20g, 25g) to dial in feel and stability. Weights sold separately.



COBRA CONNECT GRIP

Each putter is equipped with a Lamkin Smart Grip which features an embedded sensor that syncs to your smart device. Using the Arccos Caddie app, users can track their putting stats and improve faster.

HOSEL TYPE	OFFSET	SHAPE	LOFT	TOE HANG	LENGTH (WITH ARCCOS)	LENGTH (STD - NON ARCCOS)	HEAD WEIGHT	LIE ANGLE	RH/LH
SHORT SLANT	1/2 SHAFT	FANG	4°, 3°, 2°, 1°	40°	35.00"	34.75"	350g	70°	RH

GRIP	SHAFT
<p>Cobra® Lamkin Sinkfit Straight - CONNECT</p>	<p>KBS CT Tour Steel Straight Stepless Chrome</p>

The KING Vintage Stingray putter features an oversized mallet shape with a single bend hosel that is suitable for players with a straight back and straight through putting stroke seeking maximum stability and forgiveness.



STAINLESS STEEL BODY

An oversized mallet shape is constructed using 304 stainless steel and features a single sightline for improved alignment at address.

SIK ALUMINUM FACE INSERT

An aluminum face insert features SIK Golf's proprietary Descending Loft Technology (DLT), which utilizes 4 descending lofts to ensure the most consistent and accurate roll for every style of putting stroke.

ADJUSTABLE WEIGHT SYSTEM



The Stingray putter comes with a single 10g sole weight that can be adjusted up to +15g using heavier weights (15g, 20g, 25g) to dial in feel and stability. Weights sold separately.



COBRA CONNECT GRIP

Each putter is equipped with a Lamkin Smart Grip which features an embedded sensor that syncs to your smart device. Using the Arccos Caddie app, users can track their putting stats and improve faster.

HOSEL TYPE	OFFSET	SHAPE	LOFT	TOE HANG	LENGTH (WITH ARCCOS)	LENGTH (STD - NON ARCCOS)	HEAD WEIGHT	LIE ANGLE	RH/ LH
SINGLE BEND	1/2 SHAFT	OS Mallet	4°, 3°, 2°, 1°	0° FACE BALANCED	34.00"	33.75"	350g	70°	RH
SINGLE BEND	1/2 SHAFT	OS Mallet	4°, 3°, 2°, 1°	0° FACE BALANCED	35.00"	34.75"	350g	70°	RH/LH

GRIP	SHAFT
<ul style="list-style-type: none"> Cobra® Lamkin Sinkfit Straight - CONNECT 	<ul style="list-style-type: none"> KBS CT Tour Steel Single Bend Stepless Chrome 

The KING Vintage Stingray-40 putter features an oversized mallet shape with a short slant hosel that is suitable for players with a medium arc putting stroke seeking the forgiveness of a mallet with added control on shorter putts.



STAINLESS STEEL BODY

An oversized mallet shape is constructed using 304 stainless steel and features a single sightline for improved alignment at address.

SIK ALUMINUM FACE INSERT

An aluminum face insert features SIK Golf's proprietary Descending Loft Technology (DLT), which utilizes 4 descending lofts to ensure the most consistent and accurate roll for every style of putting stroke.

ADJUSTABLE WEIGHT SYSTEM

The Stingray-40 putter comes with a single 10g sole weight that can be adjusted up to +15g using heavier weights (15g, 20g, 25g) to dial in feel and stability. Weights sold separately.



COBRA CONNECT GRIP

Each putter is equipped with a Lamkin Smart Grip which features an embedded sensor that syncs to your smart device. Using the Arccos Caddie app, users can track their putting stats and improve faster.

HOSEL TYPE	OFFSET	SHAPE	LOFT	TOE HANG	LENGTH (WITH ARCCOS)	LENGTH (STD - NON ARCCOS)	HEAD WEIGHT	LIE ANGLE	RH/LH
SHORT SLANT	1/2 SHAFT	OS MALLET	4°, 3°, 2°, 1°	40°	34.00"	33.75"	350g	70°	RH
SHORT SLANT	1/2 SHAFT	OS MALLET	4°, 3°, 2°, 1°	40°	35.00"	34.75"	350g	70°	RH/LH

GRIP	SHAFT
<p>Cobra® Lamkin Sinkfit Straight - CONNECT</p> 	<p>KBS CT Tour Steel Straight Stepless Chrome</p> 

COBALT'S



The RADSPEED™ XB (XTREME Back) Junior Driver features an oversized shape (460cc) and back-biased RADIAL WEIGHTING to deliver the longest and most forgiving ball flight with low spin.



BACK-BIASED RADIAL WEIGHTING

The RADSPEED™ XB driver features 24g positioned in the back (18g of fixed weight and a 6g interchangeable weight) to create our most forgiving RADSPEED model. An additional 8g of fixed weight is positioned in the front to lower spin for the longest and fastest ball flights.

THIN-PLY CARBON WRAP CROWN

The Carbon Wrap Crown system features a new carbon fibre material that is 30% thinner which creates another 6 grams of discretionary weight that can be repositioned to optimize performance.

T-BAR CHASSIS

A refined T-Bar Speed Chassis design is 7 grams lighter, giving us even more discretionary weight to position more mass low and back within the frame to optimize forgiveness.

CNC MILLED INFINITY FACE


An infinity edge face design expands the milled area by 95%, increasing the zone of maximum ball speed.



COBRA=CONNECT

This club is equipped with a COBRA CONNECT Smart Grip powered by Arccos Golf. Download the Arccos Caddy app to receive a FREE 90-day trial that will track your on-course performance and provides in-depth strokes gained analysis. See app for details.

LOFT	LOFT SETTINGS								LIE ANGLE	ADJUSTABILITY	LENGTH	LENGTH	SWING WEIGHT	SHAFT FLEX	RH/LH
	-1.5°	-1°	-1°D	STD°	STD°D	+1°	+1°D	+1.5°							
12.0°	10.5°	11.0°	11.0°D	12.0°	12.0°D	13.0°	13.0°D	14.5°	59,50°	FIXED BACK	39.25" (8-9 yrs)	39.00" (8-9 yrs)	A4 (8-9 yrs)	JUNIOR	RH
											41.25" (10-11 yrs)	41.00" (10-11 yrs)	B4.5 (10-11 yrs)		
											43.25" (12-14 yrs)	43.00" (12-14 yrs)	C4 (12-14 yrs)		

GRIP	SHAFT	COLOUR
<ul style="list-style-type: none"> Cobra Lamkin Junior 	<ul style="list-style-type: none"> Cobra Junior 	<ul style="list-style-type: none"> Turbo Yellow/ Gloss Black 

COBRA **CONNECT**

GOLF'S **SMARTEST** CLUBS POWERED BY ARCCOS GOLF



CONNECT AND IMPROVE WITH GOLF'S FIRST A.I. CADDIE

Every club in the KING® family features an Arccos sensor seamlessly embedded in the grip. Pair them with the Arccos Caddie app to automatically record your on-course data, receive strokes gained analysis

for your game and access Arccos Rangefinder GPS with "Plays Like" distances for over 40,000 courses! Developed with Microsoft, Arccos Caddie A.I. predicts your best strategy for every shot.

ARCCOS CADDIE APP FEATURES



**Automatic
Shot Tracking**

**Smart
Distance**

**A.I. Caddie
Advice**

**Strokes Gained
Analytics**

**Arccos
Rangefinder**



TRUE ARTIFICIAL INTELLIGENCE

Arccos Caddie A.I. leverages golf's richest data set to help players make smarter decisions and perform their best.

A.I. FUELED BY

- User's location on hole
- User's personal shot history
- Performance data from other Arccos Caddie users
- Wind speed/direction
- Other weather & geographic data
- Elevation changes
- Hole geometry
- Hazard locations

PHONE IN POCKET ALTERNATIVES

Two solutions for players who prefer not to carry a smartphone:

APPLE WATCH

Arccos Caddie allows COBRA CONNECT™ users to record their shot data using Apple Watch (Series 2 or newer).

ARCCOS LINK

This small, ultralight accessory clips to a user's belt or pocket to seamlessly record shot data. Compatible with iPhones and most Android devices.



Cobra
AIRSPEED
F-MAX
OFFSET 10.5°

Cobra
F-MAX
AIRSPEED

F-MAX
OFFSET



COMPELLER SERIES

Swing faster, easier with Cobra's lightest and most forgiving family of clubs. A complete set comes with a premium cart bag and putter and is the perfect set up for anyone just getting into the game.



Black/Blue



DRIVER

An offset driver features an all new carbon crown, delivering the best combination of speed and forgiveness in a lightweight design.

FAIRWAY

A 3-wood and 5-wood feature a carbon crown, offset, and heel biased weighting for reliable distance and accuracy.

HYBRIDS

A 4 and 5 hybrid with an offset design and heel-biased weighting make longer approach shots easier and more accurate than ever.

IRONS

Low profile irons with greater lofts and perimeter weighting launch high and straight for more GIR's and birdie opportunities.

BLADE PUTTER

A premium blade putter design features a machined face for exceptional feel and control on long and short putts.

PREMIUM CART BAG

To tie the set together, a premium bag features a 14-way top, 9 zippered compartments, and a large insulated beverage cooler.

CLUB	LOFT	LIE ANGLE	GRAPHITE LENGTH	STEEL LENGTH	GRAPHITE SWING WEIGHT	STEEL SWING WEIGHT	GRAPHITE FLEX	STEEL FLEX	RH/LH
DRIVER	10.5° (Reg), 11.5° (Lite)	60.00°	46.00"	-	D2	-	R, A	-	RH
3W	16.0°	57.00°	43.00"	-	D0	-	R, A	-	RH
5W	20.0°	58.00°	42.50"	-	D0	-	R, A	-	RH
4H	22.0°	59.50°	39.75"	-	C8	-	R, A	-	RH
5H	25.0°	60.00°	39.00"	-	C8	-	R, A	-	RH
6	28.0°	62.50°	37.75"	-	C8	D0	R, A	R	RH
7	31.5°	62.50°	37.25"	-	C8	D0	R, A	R	RH
8	35.5°	63.00°	36.75"	-	C8	D0	R, A	R	RH
9	40.0°	63.50°	36.25"	-	C8	D0	R, A	R	RH
PW	45.0°	64.00°	36.00"	-	C8	D1	R, A	R	RH
SW	55.0°	64.00°	35.50"	-	C9	D1	R, A	R	RH
BLADE PUTTER	3.0°	70.00°	34.25"	-	-	-	-	-	RH


STOCK SET COMPOSITION	GRIP	SHAFT	COLOUR
<ul style="list-style-type: none"> Dr, 3W, 5W, 4H, 5H, 6-PW, SW, Putter, Cart Bag 	<ul style="list-style-type: none"> Lamkin REL 360 Midsize - Black 	<ul style="list-style-type: none"> Cobra® 40 (Driver) Cobra® 50 (Fwy, Hyb, Iron) 	<ul style="list-style-type: none"> Black/Blue 

Swing faster, easier with Cobra's lightest and most forgiving family of clubs. A complete set comes with a premium cart bag and putter and is the perfect set up for anyone just getting into the game.



Black/Lilac

White/Copper



DRIVER

An offset driver features an all new carbon crown, delivering the best combination of speed and forgiveness in a lightweight design.

FAIRWAY

A 3-wood, 5-wood and 7-wood feature a carbon crown, offset, and heel biased weighting for reliable distance and accuracy.

HYBRIDS

A 5 hybrid with an offset design and heel-biased weighting make longer approach shots easier and more accurate than ever.

IRONS

Low profile irons with greater lofts and perimeter weighting launch high and straight for more GIR's and birdie opportunities.

MALLET PUTTER

A premium mallet putter design features a machined face for exceptional feel and control on long and short putts.

PREMIUM CART BAG

To tie the set together, a premium bag features a 14-way top, 9 zippered compartments, and a large insulated beverage cooler.


CLUB	LOFT	LIE ANGLE	GRAPHITE LENGTH	GRAPHITE SWING WEIGHT	GRAPHITE FLEX	RH/LH
DRIVER	15.0°	60.00°	44.75"	C5	LADIES	RH
3W	19.0°	58.00°	42.25"	C3	LADIES	RH
5W	23.0°	59.00°	41.75"	C3	LADIES	RH
7W	27.0°	60.00°	41.25"	C3	LADIES	RH
5H	26.0°	60.00°	38.00"	C2.5	LADIES	RH
6	28.0°	62.50°	36.75"	C2	LADIES	RH
7	31.5°	62.50°	36.25"	C2	LADIES	RH
8	35.5°	63.00°	35.75"	C2	LADIES	RH
9	40.0°	63.50°	35.25"	C2	LADIES	RH
PW	45.0°	64.00°	35.00"	C2	LADIES	RH
SW	55.0°	64.00°	34.50"	C3	LADIES	RH
MALLET	3.0°	70.00°	33.25"	-	-	RH

STOCK SET COMPOSITION	GRIP	SHAFT	COLOURS
<ul style="list-style-type: none"> Dr, 3W, 5W, 4H, 5H, 6-PW, SW, Putter, Cart Bag 	<ul style="list-style-type: none"> Lamkin REL 360 - Black (Standard Men's Size) 	<ul style="list-style-type: none"> Cobra® 40 (Driver) Cobra® 45 (Fwy, Hyb, Iron) 	<ul style="list-style-type: none"> Black/Lilac White/Copper (*Complete Set Only)

The FLY-XL complete set includes a full bag of lightweight and forgiving clubs that deliver easy launch and distance.



Black/Blue
Cart Bag



DRIVER

A titanium driver has an oversized shape and heel-biased weighting for longer straighter drives.

FAIRWAY

A 3-wood features a shallow profile and heel biased weighting for accuracy and distance off the tee and from the fairway.

HYBRIDS

A 4 and 5 hybrid create perfect gapping between the fairways and irons for longer approach shots into greens.

IRONS

The irons (6-PW) have a traditional cavity back design and perimeter weighting for effortless launch and distance.

BLADE PUTTER

A premium blade putter design features a machined face for exceptional feel and control on long and short putts.

PREMIUM CART BAG

To tie the set together, a premium bag features a 14-way top, a velour valuables pocket, and 7 zippered compartments.

CLUB	LOFT	LIE ANGLE	GRAPHITE LENGTH	STEEL LENGTH	GRAPHITE SWING WEIGHT	STEEL SWING WEIGHT	GRAPHITE FLEX	STEEL FLEX	RH/LH
DRIVER	10.5° (S, R), 11.5° (A)	58.50°	45.50"	-	D2	-	R/LITE	-	RH/LH
3W	14.5°	58.00°	43.50"	-	D1	-	R/LITE	-	RH/LH
4H	20.5°	59.00°	39.50"	-	D0	-	R/LITE	-	RH/LH
5H	23.5°	59.50°	38.75"	-	D0	-	R/LITE	-	RH/LH
6	26.0°	62.00°	37.75"	37.75"	C9	D2	R/LITE	R	RH/LH
7	30.0°	62.50°	37.25"	37.25"	C9	D2	R/LITE	R	RH/LH
8	35.0°	63.00°	36.75"	36.75"	C9	D2	R/LITE	R	RH/LH
9	40.0°	63.50°	36.25"	36.25"	C9	D2	R/LITE	R	RH/LH
PW	45.0°	64.00°	36.00"	36.00"	D0	D3	R/LITE	R	RH/LH
BLADE PUTTER	3.0°	70.00°	34.25"	34.25"	-	-	R/LITE	R	RH/LH


STOCK SET COMPOSITION	GRIP	SHAFT	COLOUR
<ul style="list-style-type: none"> Dr, 3W, 4H, 5H, 6-PW, Putter, Cart Bag 	<ul style="list-style-type: none"> Lamkin REL 360 - Black 	<ul style="list-style-type: none"> Cobra Fly-XL Graphite Cobra XL Steel 	<ul style="list-style-type: none"> Black/Blue 

The FLY-XL complete set includes a full bag of lightweight and forgiving clubs that deliver easy launch and distance.



Black/Olive with Cart Bag

Silver/Plum with Cart Bag



DRIVER

A titanium driver has an oversized shape and heel-biased weighting for longer straighter drives.

FAIRWAY

A 5-wood features a shallow profile and heel biased weighting for accuracy and distance off the tee and from the fairway.

HYBRIDS

A 5 hybrid creates perfect gapping between the fairways and irons for longer approach shots into greens.

IRONS

The irons (6-PW, SW) have a traditional cavity back design and perimeter weighting for effortless launch and distance.

MALLET PUTTER

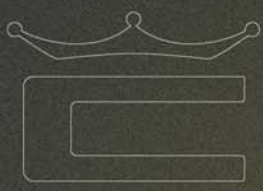
A premium mallet putter design features a machined face for exceptional feel and control on long and short putts.

PREMIUM CART BAG

To tie the set together, a premium bag features a 14-way top, a velour valuables pocket, and 7 zippered compartments.

CLUB	LOFT	LIE ANGLE	GRAPHITE LENGTH	GRAPHITE SWING WEIGHT	GRAPHITE FLEX	RH/LH
DRIVER	12.5°	58.50°	44.50"/*43.50"	C7/*C1	LADIES	RH
5W	21.5°	59.50°	41.75"/*40.75"	C7/*C1	LADIES	RH
5H	23.5°	59.50°	37.75"/*36.75"	C5.5/*B9.5	LADIES	RH
6	26.0°	62.00°	36.75"/*35.75"	C3.5/*B7.5	LADIES	RH
7	30.0°	62.50°	36.25"/*35.25"	C3.5/*B7.5	LADIES	RH
8	35.0°	63.00°	35.75"/*34.75"	C3.5/*B7.5	LADIES	RH
9	40.0°	63.50°	35.25"/*34.25"	C3.5/*B7.5	LADIES	RH
PW	45.0°	64.00°	35.00"/*34.00"	C4.5/*B8.5	LADIES	RH
SW	55.0°	64.00°	34.50"/*33.50"	C4.5/*B8.5	LADIES	RH
MALLET	3.0°	70.00°	33.25"/*32.25"	-	LADIES	RH

STOCK SET COMPOSITION	GRIP	SHAFT	COLOURS
<ul style="list-style-type: none"> Dr, 5W, 5H, 6-PW, SW, Putter, Cart Bag 	<ul style="list-style-type: none"> Lamkin REL 360 - Grey 	<ul style="list-style-type: none"> Cobra Fly-XL 	<ul style="list-style-type: none"> Silver/Plum Black/Olive 



cabra





3D
SPEED

COURT

TRIA
SPEED

EXCESSORIES

COURT

ULTRALIGHT



+ **ULTRALIGHT STAND BAG** is built for carrying at 4.5 lbs. Featuring eight pockets and a COOLFlow hip pad providing ultimate breathability and comfort. The EASYFlex base allows greater turf contact when legs are activated for advanced stability.

+ **ULTRALIGHT CART BAG** features a cart strap PASS-THROUGH allowing access to every pocket while keeping bag secure on cart. Designed with maximum storage including a large insulated cooler pocket, which holds twelve 12 ounce cans and dual fleece lined valuables pockets.

cobra **RAD** SPEED

+ **TOUR CROWN STAND BAG**, a collaboration with Cobra and Vessel, combines the look, feel, and durability of our Tour RADSPEED™ Staff bag. Strategically placed carbon fibre panels with carbon fibre legs provide maximum tour level performance. Now featuring a 4-point backpack strap, this bag is ready for walking the course.



ULTRADRY PRO



+ ULTRADRY PRO STAND BAG

The ULTRADRY Pro Stand Bag provides protection from the elements without sacrificing the ability to carry. At just 4.5 lbs, the ULTRADRY Pro Stand Bag is the lightest waterproof bag we've ever made.

+ ULTRADRY PRO CART BAG

The ULTRADRY Cart Bag is constructed to provide superior waterproof protection. The 14-way top with a putter well is paired with a cart strap PASS-THROUGH allowing access to every pocket while on the cart.



PUR
TOUR

- + TOUR FIT
- + FEEL
- + MOISTURE CONTROL

AAA Cabretta Leather provides unmatched fit and feel that the best players demand.

100% AAA Cabretta Leather



PUR
TECH

- + FIT
- + FEEL
- + BREATHABILITY

Constructed with Cabretta Leather and knit inserts for ultimate breathability and a comfortable fit.

Genuine Cabretta Leather with Knit inserts



MICRO
GRIP

- + DURABILITY
- + BREATHABILITY
- + FIT

StayGrip Leather combined with Sheep Leather inserts on the palm provide exceptional feel and a longer lasting golf glove.

Premium StayGrip Synthetic Leather
+ Sheep Leather Thumb and Palm Pads
+ Lycra Mesh Inserts

ACCESSORIES

GOLF BAGS



01
Black/ Fluo Yellow/
Bright White



01
Black/ Fluo Yellow/
Bright White

COBRA® RADSPEED™ TOUR STAFF BAG

STYLE	WEIGHT	MATERIAL	POCKETS
909483	11 lbs	Shell: 100% Polyurethane Lining: 100% Polyester	10

- Cobra® x Vessel Collaboration
- Tour Validated Staff Bag Offers Premium Storage and Performance
- 6-way Top with Full Length Club Dividers
- Dual Oversized Apparel Pockets
- Fleece Lined Valuables Pocket
- Insulated Beverage Pocket

COBRA® RADSPEED™ STAND BAG

STYLE	WEIGHT	MATERIAL	POCKETS
909484	6 lbs	Shell: 100% Polyurethane Lining: 100% Polyester	9

- Cobra® x Vessel Collaboration
- Tour Validated Stand Bag Offers Premium Versatility and Performance
- 4-way Top with Full Length Club Dividers
- Oversized Apparel Pocket
- Fleece Lined Valuables Pocket w/ Lockable Feature
- Insulated Beverage Pocket
- Lightweight Carbon Fiber Stand Legs
- 4-point Backpack Strap



ULTRALIGHT STAND BAG

STYLE	WEIGHT	MATERIAL	POCKETS
909402	4.5 lbs	100% Polyester	8

- 5-way top with designated full length club dividers and top grab handle
- Oversized apparel pocket with key clip
- Fleece lined valuables pocket
- Insulated beverage pocket fits large water bottle
- Quick release shoulder straps and hip pad with COOLFLOW foam
- EasyFlex base for maximum ground contact
- Customizable ball pocket

ULTRALIGHT CART BAG

STYLE	WEIGHT	MATERIAL	POCKETS
909403	5.3 lbs	100% Polyester	13

- 14-way top with all full length club dividers and dual top grab handles
- Dual oversized apparel pockets with key clip
- Dual fleece lined valuables pockets
- Fleece lined range finder pocket
- Insulated cooler pocket holds twelve 12 ounce cans
- Cart strap Pass-Thru keeps bag secure on cart while allowing access to every pocket
- Single shoulder strap & Customizable ball pocket



01
Quiet
Shade

02
Peacoat

04
Fluo
Yellow



03
Black/Fluo
Yellow

04
Black

ULTRALIGHT SUNDAY BAG

STYLE	WEIGHT	MATERIAL	POCKETS
909311	3.8 lbs	100% Polyester	5

- 3-way top with designated full length club dividers and top grab handle
- Oversized apparel pocket
- Fleece lined valuables pocket
- Mesh beverage pocket
- Customizable ball pocket

ULTRADRY PRO STAND BAG

STYLE	WEIGHT	MATERIAL	POCKETS
909479	4.5 lbs	100% Polyester	5

- Waterproof – Seam sealed zippered pockets to protect your belongings from the elements.
- Lightweight – Easy to carry at only 4.5lbs.
- New Swivel Strap – The new shoulder clip allows the bag to swivel as you move, making walking 18 holes easier than ever.
- New Stable Leg Design – An updated leg design provides a streamlined aesthetic and lower CG yields a more stable bag.
- New Easy Flex Base – Better ground contact for even more stability.



03
Black/ Fluo Yellow

04
Black

05
Elderberry



ULTRADRY PRO CART BAG

STYLE	WEIGHT	MATERIAL	POCKETS
909480	5.3 lbs	100% Polyester	7

- Waterproof – Seam sealed zippered pockets to protect your belongings from the elements.
- 14-Way Top – Full length dividers and a putter well for easier access to your putter.
- Lightweight – Easy to handle at only 5lbs.
- Dual Apparel Pockets – Two oversized apparel pockets for increased storage.
- Fleece Lined Pockets – Dual valuables pockets are lined with fleece for even more protection



TOUR CROWN 110 CAP

STYLE	SIZE	MATERIAL
909491	OSFA	98% Cotton, 2% Elastane

- Perfect Fit – Years of research brings to life the most comfortable hat we've ever made.
- 110% Comfort – Flexfit 110 sweatband wicks moisture away and provides all the comfort you need on and off the course.
- Premium Materials – New technical performance material that's lightweight and moisture wicking.
- One Size Fits All – The classic snapback closure allows you to adjust your desired size.
- New Crown C Branding – 3D angular silicon 'Crown C' branding.

TOUR SNAKE 110 CAP

STYLE	SIZE	MATERIAL
909492	OSFA	50% Polyester, 47% Nylon, 3% Elastane

- Perfect Fit – Years of research brings to life the most comfortable hat we've ever made.
- 110% Comfort – Flexfit 110 sweatband wicks moisture away and provides all the comfort you need on and off the course.
- Premium Materials – New technical performance material that's lightweight and moisture wicking.
- One Size Fits All – The classic snapback closure allows you to adjust your desired size.
- Phantom Logo – 3D embroidered snake logo in material color for a 'phantom' look.



COBRA CROWN C TRUCKER 110 SNAPBACK CAP

STYLE	SIZE	MATERIAL
909481	OSFA	96% Polyester, 4% Elastane

- FlexFit 110 – The FlexFit 110 sweatband wicks moisture away and flexes to fit your head perfectly.
- Trucker Mesh – Mesh back panels for the classic trucker look and extra breathability to keep you cool on the course.
- One Size Fits All – The classic snapback closure allows you to adjust your desired size.
- 3D Branding – Brand new Cobra script logo using 3D embroidery application

PRO TOUR STRETCH FIT

STYLE	SIZE	MATERIAL
909493	S/M, L/XL	96% Polyester, 4% Elastane

- FlexFit Technology – This fitted cap features FlexFit Technology to give you the perfect fit.
- Extra Breathable – Micro-perforations line the side panels to cool you off on those extra hot days.
- Premium Materials – New technical performance material that's lightweight and moisture wicking.
- Raised Silicon Branding – 3D branding on front and back.



01
Black

02
White

03
Quiet
Shade

KING COBRA® TRUCKER CAP

STYLE	SIZE	MATERIAL
909343	OSFA	96% Polyester, 4% Elastane

- Slight curve, Flexfit 110 snapback cap
- Moisture wicking performance sweatband
- 3D embroidered KING Cobra® logo
- Flat embroidered Snake logo



01
Black

02
White

KING COBRA® VISOR

STYLE	SIZE	MATERIAL
909309	OSFA	100% Polyester

- Pre curve, adjustable visor
- Moisture wicking performance sweatband
- 3D embroidered KING Cobra® logo



01
Bright White

COBRA CROWN C SUN BUCKET

STYLE	SIZE	MATERIAL
909482	S/M, L/XL	96% Polyester, 4% Elastane

- All New Bucket Style Hat - All-around brim designed to keep the sun off your face and ears.
- Silicon Patch - 3D silicon patch with 'Crown C' branding
- Sizes: S/M (fits hat size 6-7/8 to 7-1/4); L/XL (fits hat size 7-1/4 to 7-5/8)



01
Black

02
Bright White

03
Navy Blazer

BALL MARKER ADJUSTABLE CAP

STYLE	SIZE	MATERIAL
909509	OSFA	Shell: 100% polyester Front & back lining: 100% polyester

- Slight curve, Flexfit 100 Snapback Cap
- Moisture Wicking Performance Sweatband
- 3D Embroidered Snake Logo
- Magnetic ballmarker on visor



01
Black



01
Black



03
Navy Blazer



04
Bright White

CROWN C BEANIE

STYLE	SIZE	MATERIAL
909508	OSFA	90% Acrylic, 5% Polyester, 4% Polyamide, 1% Elastane

- Reversible knit beanie
- Side 1: Cobra® wordmark logo
- Side 2: Snake logo
- Suede label with Crown logo

WOMEN'S CROWN ADJUSTABLE CAP

STYLE	SIZE	MATERIAL
909499	OSFA	Shell: 100% polyester Front lining: 80% polyester/20% cotton Back lining: 100% polyester

- Pre-curved, adjustable cap
- Moisture wicking performance sweatband
- Side and back panel ventilation
- Silicon 'Crown C' logo



01
Black



03
Bright White



01 Black/
White



02
Bright White/
Vibrant Orange



05
Navy Blazer

WOMEN'S CROWN C SUNDROP VISOR

STYLE	SIZE	MATERIAL
909498	OSFA	100% Polyester

- Sundrop Visor Design - Extra-wide brim to shade face from the sun.
- OSFA - Velcro closure to adjust to desired size.
- New Crown C Branding - 3D angular silicon 'Crown C' branding.

YOUTH CROWN CAP

STYLE	SIZE	MATERIAL
909494	OSFA	Shell : 98% Cotton, 2% Elastane Front Lining : 100% Polyester

- Perfect Fit - Years of research brings to life the most comfortable hat we've ever made.
- 110% Comfort - Flexfit 110 sweatband wicks moisture away and provides all the comfort you need on and off the course.
- Premium Materials - New technical performance material that's lightweight and moisture wicking.
- One Size Fits All - The classic snapback closure allows you to adjust your desired size.
- New Crown C Branding - 3D angular silicon 'Crown C' branding.



01
Bright White



01
Bright White

PUR TOUR GLOVE

STYLE	SIZE	MATERIAL
LH: 909458 RH: 909459 CLH: 909460	S, M, ML, L, XL	100% Sheep Leather

- PURFIT Tech - Form-fitted construction and contoured wristband for ultimate comfort.
- Feel-Premium AAA Cabretta Leather (the highest grade).
- Moisture Control-Strategically placed micro-perforations provide breathability while the wrist sweatband wicks moisture away.
- Premium Details- Debossed snake logo and hidden woven labels provide an upgraded look.

PUR TECH GLOVE

STYLE	SIZE	MATERIAL
LH: 909461 RH: 909462 CLH: 909463	S, M, ML, L, XL	45% Sheep Leather, 44% Polyester, 9% Polyurethane, 2% Elastane

- PURFIT Tech-4-way stretch mesh and contoured wristband provides a comfortable fit.
- Feel-Premium Cabretta Leather for a soft feel.
- Breathability-Strategically placed micro-perforations and knit insert yield extreme breathability and moisture control.
- Premium Details-Embossed logos and premium trims provide an upgraded look.



01
Black



01
Black



01
Black

STORMGRIP RAIN GLOVE PAIR

STYLE	SIZE	MATERIAL
909467	S, M, ML, L, XL	89% Polyester, 11% Elastane

- Superior Grip - StormGrip Suede provides maximum grip in wet conditions.
- Dry Performance - Suede palm and an added moisture membrane keep your hands dry even in the harshest conditions.
- PURFIT Tech - Lightweight mesh and form-fitted wristband provide exceptional comfort.

STORMGRIP WINTER GLOVE PAIR

STYLE	SIZE	MATERIAL
909469	S, M, M/L, L, XL	89% Polyester, 11% Elastane

- Superior Grip - StormGrip Suede provides maximum grip in wet conditions.
- Insulation - Warm fleece lines the back of the glove to provide ultimate comfort and warmth.
- Fit - Lightweight mesh and form-fitted wrist cuffs provide exceptional comfort.

COBRA WINTER MITTS

STYLE	SIZE	MATERIAL
909457	OSFA	90% Polyester, 6% Elastane, 3% Polyurethane, 1% Nylon

- Insulation - Warm fleece lines the back of the glove to provide ultimate comfort and warmth.
- Foldable - A hidden pouch on the left glove allows you to fold the gloves and pack for safe keeping.
- OSFA - One Size Fits All



01
Bright White



01
Bright White

WOMEN'S PUR TOUR GLOVE

STYLE	SIZE	MATERIAL
LH: 909500	S, M, ML, L, XL	100% Sheep Leather

- **PURFIT Tech** - Form-fitted construction and contoured wristband for ultimate comfort.
- **Feel**-Premium AAA Cabretta Leather (the highest grade).
- **Moisture Control**-Strategically placed micro-perforations provide breathability while the wrist sweatband wicks moisture away.
- **Premium Details**- Debossed snake logo and hidden woven labels provide an upgraded look.

WOMEN'S PUR TECH GLOVE

STYLE	SIZE	MATERIAL
LH: 909470 RH: 909471	S, M, L	48% Polyester, 42% Sheep Leather, 6% Polyurethane, 4% Elastane

- **PURFIT Tech**-4-way stretch mesh and contoured wristband provides a comfortable fit.
- **Feel**-Premium Cabretta Leather for a soft feel.
- **Breathability**-Strategically placed micro-perforations and knit insert yield extreme breathability and moisture control.



01
Black



01
White

WOMEN'S STORMGRIP RAIN GLOVE PAIR

STYLE	SIZE	MATERIAL
LH: 909468	S, M, L, XXL	89% Polyester, 11% Elastane

- **Superior Grip** - StormGrip Suede provides maximum grip in wet conditions.
- **Dry Performance** - Suede palm and an added moisture membrane keep your hands dry even in the harshest conditions.
- **PURFIT Tech** - Lightweight mesh and form-fitted wristband provide exceptional comfort.

YOUTH MICROGRIP FLEX GLOVE

STYLE	SIZE	MATERIAL
LH: 909474 RH: 909475	S, M, L	82% Polyester, 12% Polyurethane, 6% Elastane

- **Durability** - High-quality synthetic leather provides an exceptional feel while allowing for a longer lasting golf glove.
- **Breathability** - Strategically placed micro-perforations and lycra-mesh insert yield extreme breathability and moisture control.
- **PURFIT Tech** - Lightweight mesh and form-fitted wristband provide exceptional comfort.

ACCESSORIES

TRAVEL GEAR & MISC



01
Black



01
Black

CROWN ROLLING CLUB BAG

STYLE	SIZE	MATERIAL
909398	17" x 10.5" x 52"	Shell: 100% Polyester Lining: 100% Polyester

- Large main compartment with two-way zip up
- External pockets for extra storage
- Multiple top and front grab/carry handles
- ID Card holder
- Top and side carry handle
- Durable heather material with Crown C branding
- Oversize wheels for easy transition when traveling

CROWN CARRY ON

STYLE	SIZE	MATERIAL
909400	13" x 21.5" x 9.5"	Shell: 100% Polyester Lining: 100% Polyester

- Carry on rolling luggage
- Large main compartment with two-way zip and internal organization
- External zippered pocket
- Top and side carry handle
- Retractable push-button handle system
- Durable heather material with Crown C branding



01
Black



01
Black

Back Pattern

CROWN BACKPACK

STYLE	SIZE	MATERIAL
909399	12" x 18" x 6"	Shell: 99% Polyester, 1% Polyurethane Lining: 100% Polyester

- Main compartment with organized storage
- Internal and external pockets for maximized storage
- Front velcro pocket with organization
- Valuables pocket
- Two side pockets, one zippered and one slip pocket for beverages
- External zippered pocket
- Top grab handle and comfort shoulder straps
- Slip through slot for easy stacking on rolling carry on

CROWN C PLAYER'S TOWEL

STYLE	SIZE	MATERIAL
909486	OSFA	80% polyester, 20% polyamide

- Waffle Microfiber - Woven with a waffle texture to remove dirt and grime from your clubs.
- Super Absorbent - Designed to soak up more moisture to last you longer on the course.
- Built in Hanger - Hang your towel over your clubs through the built-in center slit.
- Dimensions - 39" x 14" | 100cm x 36cm

165 GALAXY BOULEVARD, SUITE 201

TORONTO, ON, M9W6R7

| 800.917.3300 | WWW.COBRAGOLF.CA | @COBRAGOLF

